



CITY OF PERRIS

DEVELOPMENT SERVICES DEPARTMENT
BUILDING AND SAFETY DIVISION
135 N. "D" Street, Perris, CA 92570-2200
TEL: (951) 443-1029 FAX: (951) 943-3293

Submittal Information for Residential Skylight Installation 2016 California Residential Code (CRC)

Submit two (2) copies of a drawing providing the following information:

- The location and size of the new and existing skylight(s) on a roof layout drawing (looking down on the roof).
- A "section view" through the roof, shaft and ceiling area of the skylight.
- A ceiling and roof framing drawing showing existing and new framing members.
(Roof trusses cannot be "cut" or "altered" without an engineered analysis)
- The manufacturers name and model number of the skylight.
- The ICBO or ICC evaluation report number of the manufactured skylight(s).

Note: Skylights that are openable must be 10' from plumbing vents (or extend vent 3' above skylight opening) and 4' from mechanical flue vents. Show all vents on the roof layout plan.

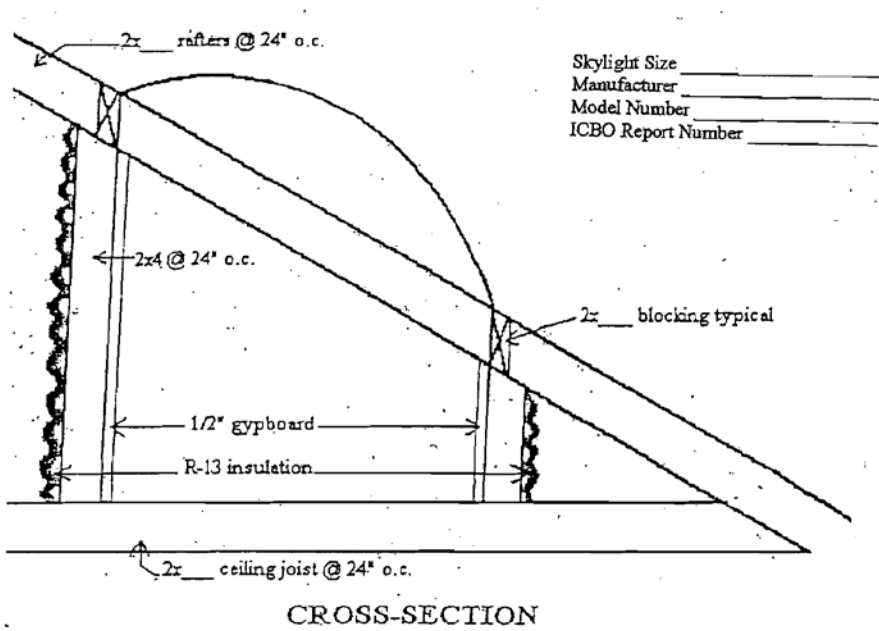
Energy Efficiency Requirements:

Skylights are considered an "alteration" to the building envelope per the California Energy Code. New skylight installations must meet the following requirements with this information shown on the drawings requested above.

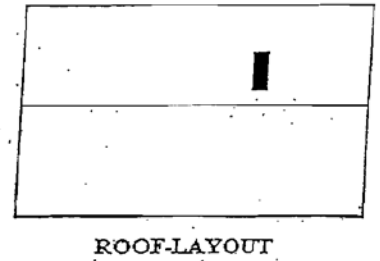
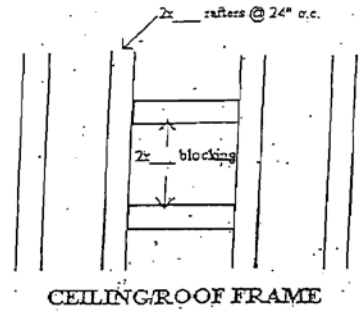
- 1) A minimum U-Factor of 0.57 or "double-glazed" at the roof surface.
- 2) A solar heat gain coefficient (SHGC) of 0.40 or less.
- 3) Insulate the walls of the skylight well with a minimum R-13 insulation.
- 4) "Tube style" skylights may be installed without meeting the requirements contained in items number one and two above, as long as the "tube" is insulated with a minimum R-13 insulation.

See Sample drawings on back of this page

Sample skylight installation drawings



Skylight Size _____
 Manufacturer _____
 Model Number _____
 ICBO Report Number _____



Project Address: _____

Skylight Size _____
 Manufacturer _____
 Model Number _____
 ICBO Report Number _____