

SITE PLAN SCALE: 1"=50.00' 1

SITE NOTES:

OWNER: ACAA LIMITED PARTNERSHIP
422 WIER ROAD, SAN BERNARDINO, CA 92408

DESIGN TEAM: ARCHIMETRICS
JAY NELSON
1177 IDAHO STREET, SUITE 200
REDLANDS, CA 92374
PHONE (909) 885-3860 FAX (909) 383-2354

REPRESENTATIVE: ARCHIMETRICS
JAY NELSON
1177 IDAHO STREET, SUITE 200
REDLANDS, CA 92374
PHONE (909) 885-3860 FAX (909) 383-2354

PREPARATION DATE: SEPTEMBER 19, 2019

A.P.N.: 311-502-001

LEGAL DESCRIPTION: (SEE LEGAL)

PROJECT ADDRESS: CORNER OF WILSON AVENUE & DALE STREET
PERRIS, CA

GENERAL PLAN: MFR-22 (MULTIFAMILY 22)
DESIGNATION

PROJECT SCOPE: CONSTRUCT NEW APARTMENTS BUILDINGS ON A SITE
WITH PARKING AND LANDSCAPING

BUILDING INFO: OCCUPANCY TYPE R2
BUILDING USE MULTI-FAMILY
SPRINKLERED YES
TYPE OF CONSTRUCTION V-B

SITE NOTES: (cont'd)

PARCEL AREA: 582,177 SF (13.36 ACRES)

COVERAGE AREAS:

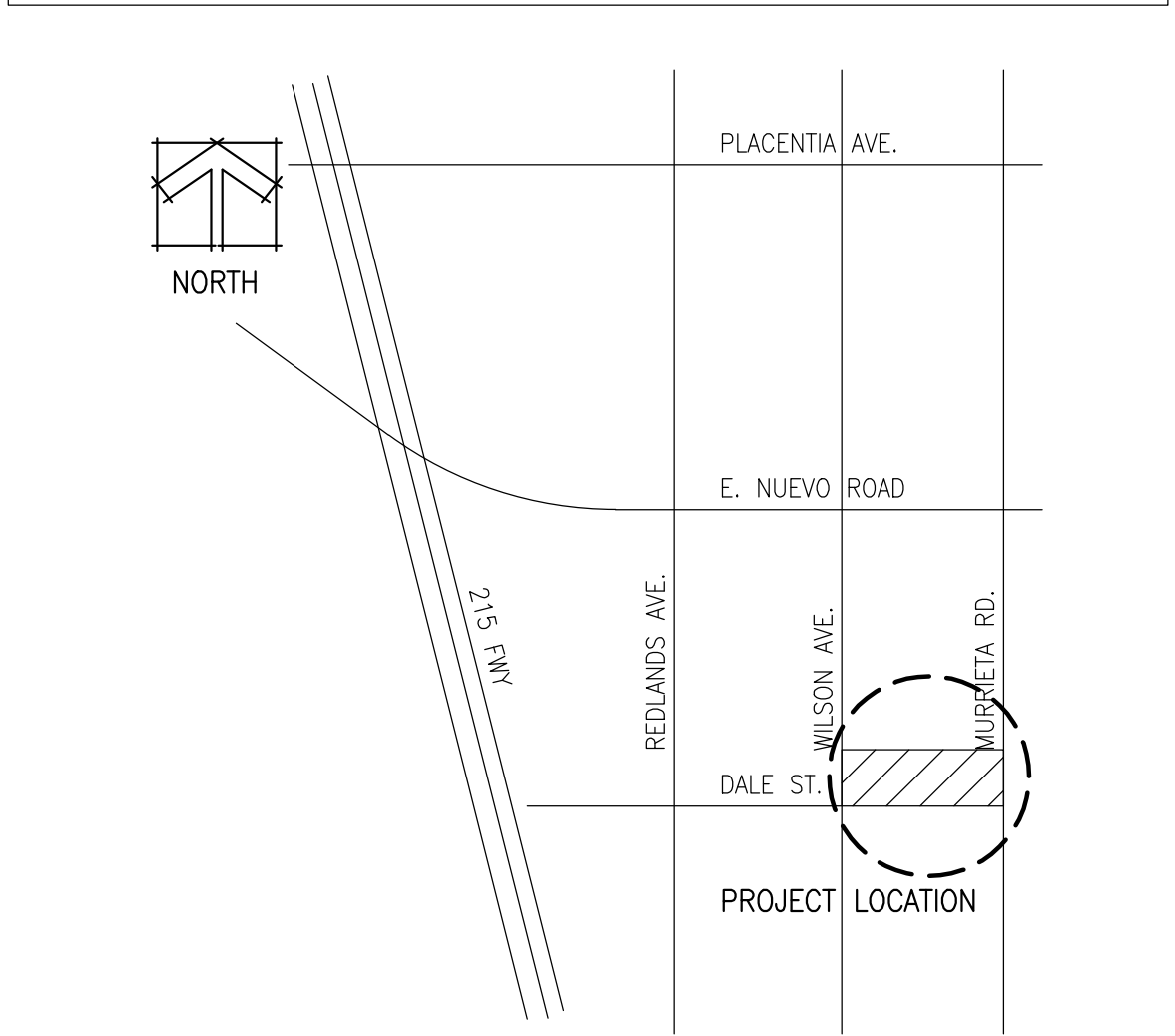
AREA OF USE	SQ. FT.	REQUIRED%	PROVIDED%
BUILDINGS	171,234	---	171,234 SF (29.4%)
CARPORTS	26,329	---	26,329 SF (4.5%)
PARKING/PAVED	205,167	---	205,167 SF (35.2%)
LANDSCAPING	179,447	203,761 SF(35%)	179,447 SF (30.9%)

KEYNOTES

- 1 ENTRY FEATURE
- 2 ENTRY GATES - MOTORIZED - TO BE WROUGHT IRON MATERIAL & COLOR TO MATCH WROUGHT IRON FENCE
- 3 TEXTURED CONCRETE - STAMPED CONCRETE, NATURAL COLOR
- 4 TEXTURED CONCRETE - STAMPED CONCRETE, TERRAZZO COLOR
- 5 TRASH ENCLOSURE
- 6 CONCRETE SIDEWALKS
- 7 COMMON PLAYGROUND AREA
- 8 BARBEQUE AREA
- 9 -
- 10 -
- 11 CONCRETE BORDER - RETARDED FINISH, NATURAL COLOR
- 12 EXIT GATE
- 13 -
- 14 INDICATES ENCLOSED PARKING (TENANT)
- 15 INDICATES COVERED PARKING (TENANT)
- 16 INDICATES OPEN PARKING (GUEST) TO BE DOUBLE STRIPED
- 17 VANDAL RESISTANT/WEATHER RESISTANT/ILLUMINATED DIRECTORY SIGN

- 18 MONUMENT SIGN
- 19 -
- 20 -
- 21 INDICATES OPEN PARKING (GUEST)
- 22 INDICATES MAILBOX KIOSK - PROVIDE LIGHTING AT MAILBOX FOR SECURITY
- 23 BICYCLE RACK PER CITY STANDARDS

VICINITY MAP



for:

Prairie View
"A Community of Simple Living"

MURRIETA RD & DALE ST.
PERRIS, CA 92571

REVISIONS

CONSTR.	BID	PLAN CHECK	2020-05-18	DRAWN	VM	JOB NO.	18-053	SHEET NAME	SITE PLAN
---------	-----	------------	------------	-------	----	---------	--------	------------	-----------

SHEET NO. **A1.0**
SHEET - OF -

WILSON AVENUE



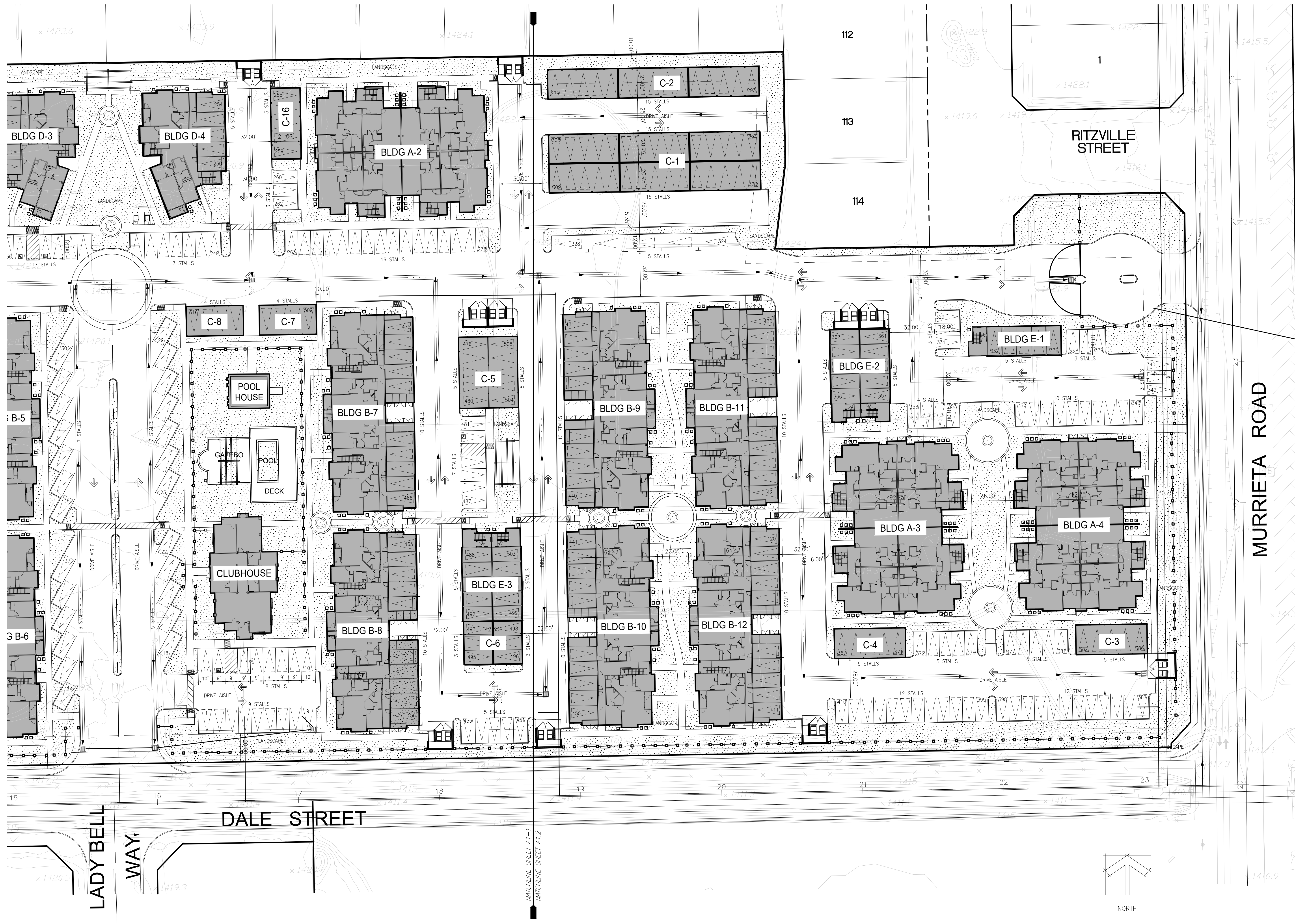
for:

Prairie View
"A Community of Simple Living"

MURRIETA RD & DALE ST.
PERRIS, CA 92571

REVISIONS
CONSTR.
BID
PLAN CHECK 2020-05-18
DRAWN VM
JOB NO. 18-053
SHEET NAME
ENLARGED PARTIAL SITE PLAN
SHEET NO.

A1.1



1177 IDAHO STREET, STE 200A
 REDLANDS, CALIF. 92374
 PH 909 322-7302 / FX 909 307-0140

for:

Prairie View
 "A Community of Simple Living"

MURRIETA RD & DALE ST.
 PERRIS, CA 92571

REVISIONS	
CONSTR.	
BID	
PLAN CHECK	2020-05-18
DRAWN	VM
JOB NO.	18-053
SHEET NAME	
ENLARGED PARTIAL SITE PLAN	
SHEET NO.	

A1.2

SHEET - OF -

Perris Village Apartments										Perris Village Apartments							Perris Village Apartments						
Project Parking Requirements										Typical Building Type "A"							Typical Building Type "D"						
Unit Type	No. Units	required resident covered parking per unit	Total required resident covered parking	required un-covered resident parking ~ for every unit(s)	Total un-covered resident parking required	Total resident parking required	required un-covered guest parking	Total un-covered guest parking required	Total project stalls required	Unit Type	Units on 1st floor	Units on 2nd floor	Units on 3rd floor	Total unit type per typical bldg	Total Bldg Types of project	Total units of project	Unit Type	Units on 1st floor	Units on 2nd floor	Units on 3rd floor	Total unit type per typical bldg	Total Bldg Types of project	Total units of project
1 Bed unit	132	1.00	132.00	0.00	0.00	132.00	0.25	33.00	165.00	1 Bed unit	4	4	4	12		48	1 Bed unit	1	1	1	3		12
2 Bed unit	143	1.25	178.75	0.15	19.80	198.55	0.35	50.05	248.60	2 Bed unit	4	4	4	12		48	2 Bed unit	1	1	1	3		12
3 Bed unit	56	1.25	70.00	0.25	17.50	87.50	0.50	28.00	115.50	3 Bed unit	0	0	0	0		0	3 Bed unit	0	1	1	2		8
TOTAL	331		380.75		37.30	418.05		111.05	529.10	total units/bldg	8	8	8	24		96	total units/bldg	2	3	3	8		32
Average Parking/Unit Required						1.26		0.34	1.60	Bldg Type "A" ~ bed totals of project							Bldg Type "D" ~ bed totals of project						
										1 Bed unit	16	16	16				1 Bed unit	4	4	4			
										2 Bed unit	16	16	16				2 Bed unit	4	4	4			
Average Parking/Unit Provided										3 Bed unit	0	0	0				3 Bed unit	0	4	4			
Parking Provided		carports:		garages:		open		avg prov'd	total prov'd	per floor totals	32	32	32				per floor totals	8	12	12			
		85		240		191		1.56	516	# total Bldgs	4						# total Bldgs	4					
avg prov'd		0.26		0.73		0.58		1.56															
Perris Village Apartments										Perris Village Apartments							Perris Village Apartments						
Typical Building Type Project Summary										Typical Building Type "B"							Typical Building Type "E"						
Unit Type/ Building type	Units on 1st floor	Units on 2nd floor	Units on 3rd floor		Total units per project	Total Bldg Types of project	Total units of project			Unit Type	Units on 1st floor	Units on 2nd floor	Units on 3rd floor	Total unit type per typical bldg	Total Bldg Types of project	Total units of project	Unit Type	Units on 1st floor	Units on 2nd floor	Units on 3rd floor	Total unit type per typical bldg	Total Bldg Types of project	Total units of project
1 Bed unit	44	44		44	132		132			1 Bed unit	2	2	2	6		72	1 Bed unit	0	0	0	0		0
2 Bed unit	44	55		44	143		143			2 Bed unit	2	2	2	6		72	2 Bed unit	0	1	0	1		11
3 Bed unit	0	28		28	56		56			3 Bed unit	0	2	2	4		48	3 Bed unit	0	0	0	0		0
total units/bldg	88	127		116	331		331			total units/bldg	4	6	6	16		192	total units/bldg	0	1	0	1		11
										Bldg Type "B" ~ bed totals of project							Bldg Type "E" ~ bed totals of project						
Bldg Type "A"	32	32		32	96		96		4	1 Bed unit	24	24	24			72	1 Bed unit	0	0	0			0
Bldg Type "B"	24	72		72	168		168		12	2 Bed unit	24	24	24			72	2 Bed unit	0	11	0			11
Bldg Type "D"	8	12		12	32		32		4	3 Bed unit	0	24	24			48	3 Bed unit	0	0	0			0
Bldg Type "E"	0	11		0	11		11		11	per floor totals	24	72	72			192	per floor totals	0	11	0			11
	64	127		116	331		331																
Density (yield) Summary																							
# total Bldgs	Acres	4.48		DU		331		DU/Acre	13.53	# total Bldgs	12						# total Bldgs	11					

PARKING ANALYSIS



177 IDAHO STREET, STE 200A
MENDOCINO, CALIF. 92374
PH 909 322-7502 / FX 909 307-0140

for :

Prairie View
"A Community of Simple Living"
MURRIETA RD & DALE ST.
PERRIS, CA 92571

REVISIONS
CONSTR.
BID
PLAN CHECK 2020-05-18
DRAWN VM
JOB NO. 18-053
SHEET NAME

PARKING ANALYSIS

SHEET NO.
A1.3
SHEET - OF -

Perris Village Apartments										Perris Village Apartments							Perris Village Apartments						
Project Parking Requirements										Typical Building Type "A"							Typical Building Type "D"						
Unit Type	No. Units	required resident covered parking per unit	Total required resident covered parking	required un-covered resident parking ~ for every unit(s)	Total un-covered resident parking required	Total resident parking required	required un-covered guest parking	Total un-covered guest parking required	Total project stalls required	Unit Type	Units on 1st floor	Units on 2nd floor	Units on 3rd floor	Total unit type per typical bldg	Total Bldg Types of project	Total units of project	Unit Type	Units on 1st floor	Units on 2nd floor	Units on 3rd floor	Total unit type per typical bldg	Total Bldg Types of project	Total units of project
1 Bed unit	132	1.00	132.00	0.00	0.00	132.00	0.25	33.00	165.00	1 Bed unit	4	4	4	12		48	1 Bed unit	1	1	1	3		12
2 Bed unit	143	1.25	178.75	0.15	19.80	198.55	0.35	50.05	248.60	2 Bed unit	4	4	4	12		48	2 Bed unit	1	1	1	3		12
3 Bed unit	56	1.25	70.00	0.25	17.50	87.50	0.50	28.00	115.50	3 Bed unit	0	0	0	0		0	3 Bed unit	0	1	1	2		8
TOTAL	331		380.75		37.30	418.05		111.05	529.10	total units/bldg	8	8	8	24		96	total units/bldg	2	3	3	8		32
Average Parking/Unit Required						1.26		0.34	1.60	Bldg Type "A" ~ bed totals of project							Bldg Type "D" ~ bed totals of project						
										1 Bed unit	16	16	16				1 Bed unit	4	4	4			
										2 Bed unit	16	16	16				2 Bed unit	4	4	4			
Average Parking/Unit Provided										3 Bed unit	0	0	0				3 Bed unit	0	4	4			
Parking Provided		carports:		garages:		open		avg prov'd	total prov'd	per floor totals	32	32	32				per floor totals	8	12	12			
		85		240		191		1.56	516	# total Bldgs	4						# total Bldgs	4					
		0.26		0.73		0.58		1.56															
Perris Village Apartments										Perris Village Apartments							Perris Village Apartments						
Typical Building Type Project Summary										Typical Building Type "B"							Typical Building Type "E"						
Unit Type/ Building type	Units on 1st floor	Units on 2nd floor	Units on 3rd floor	Total units per project	Total Bldg Types of project	Total units of project	Unit Type	Units on 1st floor	Units on 2nd floor	Units on 3rd floor	Total unit type per typical bldg	Total Bldg Types of project	Total units of project	Unit Type	Units on 1st floor	Units on 2nd floor	Units on 3rd floor	Total unit type per typical bldg	Total Bldg Types of project	Total units of project			
1 Bed unit	44	44	44	132		132	1 Bed unit	2	2	2	6		72	1 Bed unit	0	0	0	0		0			
2 Bed unit	44	55	44	143		143	2 Bed unit	2	2	2	6		72	2 Bed unit	0	1	0	1		11			
3 Bed unit	0	28	28	56		56	3 Bed unit	0	2	2	4		48	3 Bed unit	0	0	0	0		0			
total units/bldg	88	127	116	331		331	total units/bldg	4	6	6	16		192	total units/bldg	0	1	0	1		11			
Bldg Type "A"	32	32	32	96	4	96	Bldg Type "B" ~ bed totals of project							Bldg Type "E" ~ bed totals of project									
Bldg Type "B"	24	72	72	168	12	192	1 Bed unit	24	24	24				1 Bed unit	0	0	0						
Bldg Type "D"	8	12	12	32	4	32	2 Bed unit	24	24	24				2 Bed unit	0	11	0						
Bldg Type "E"	0	11	0	11	11	11	3 Bed unit	0	24	24				3 Bed unit	0	0	0						
Density (yield) Summary	64	127	116	331		331	per floor totals	24	72	72				per floor totals	0	11	0						
# total Bldgs	Acres	4.48	DU	331		DU/Acre	13.53	# total Bldgs	12					# total Bldgs	11								

PARKING ANALYSIS

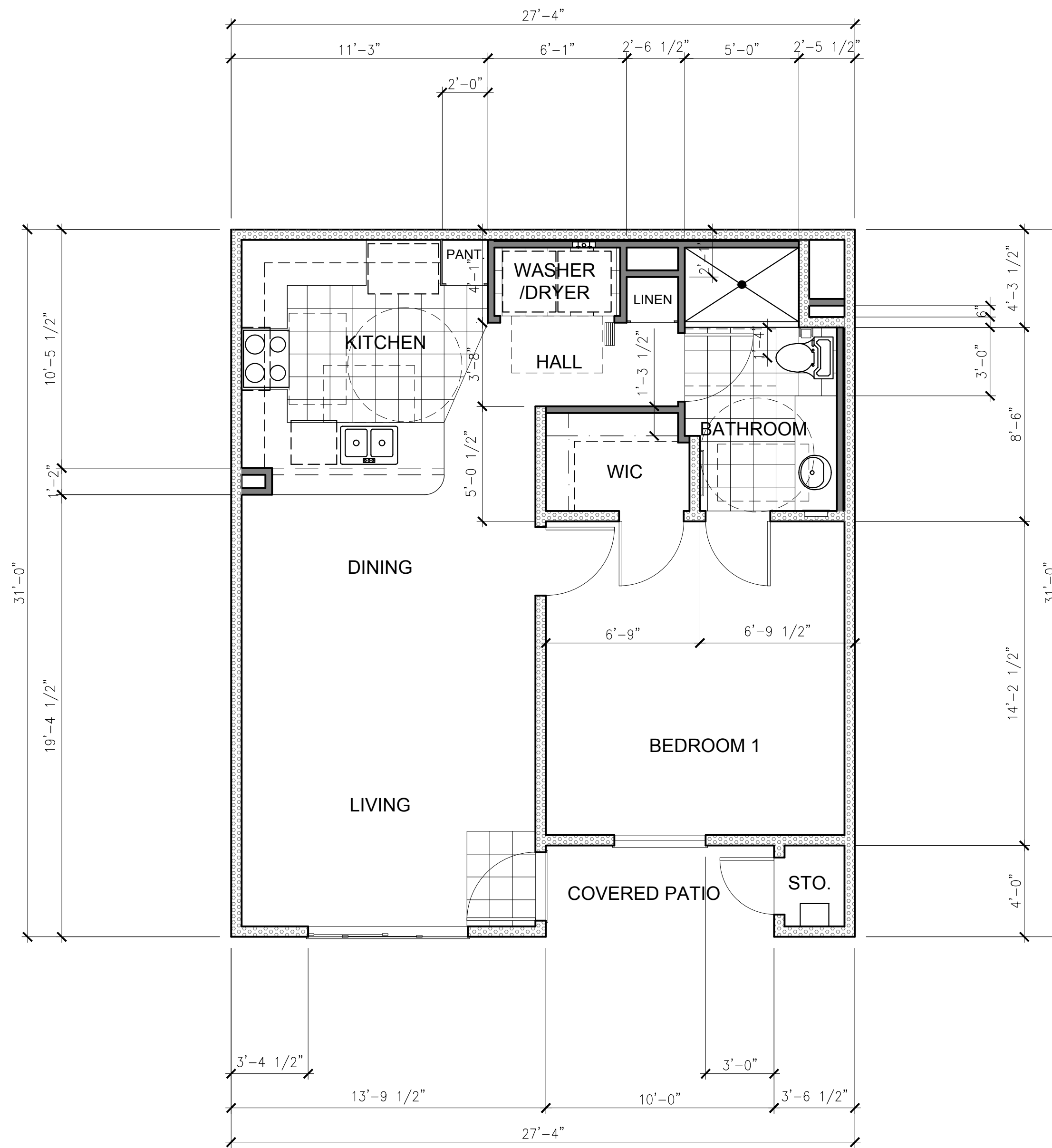
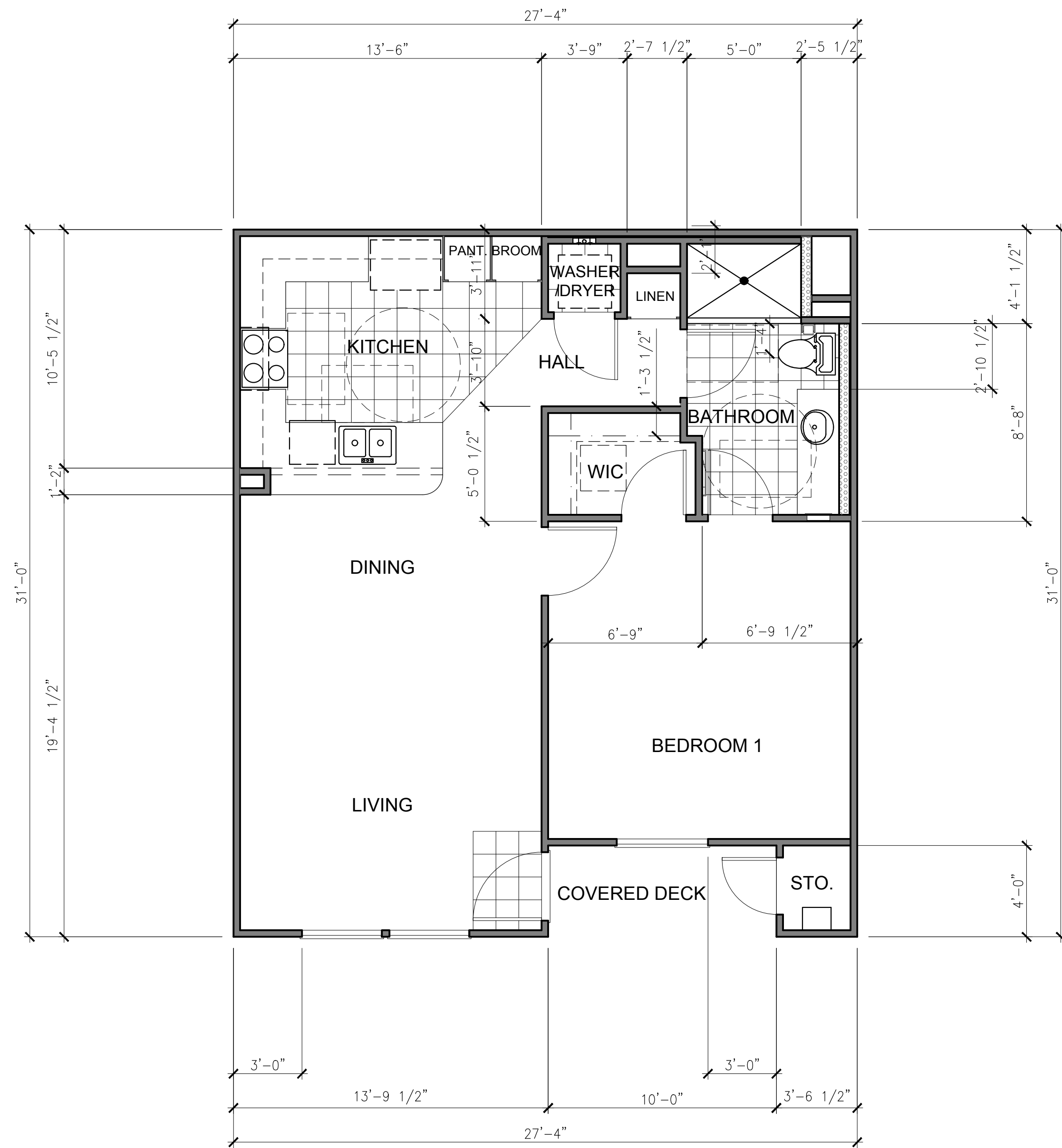


for :

Prairie View
 "A Community of Simple Living"
 MURRIETA RD & DALE ST.
 PERRIS, CA 92571

REVISIONS
 CONSTR.
 BID
 PLAN CHECK 2020-05-18
 DRAWN VM
 JOB NO. 18-053
 SHEET NAME

PARKING ANALYSIS



WALL LEGEND

- 2X4 WOOD STUDS @ 16" O.C.
- 2X6 WOOD STUDS @ 16" O.C. WITH R-13 INSULATION IN WALL



for:

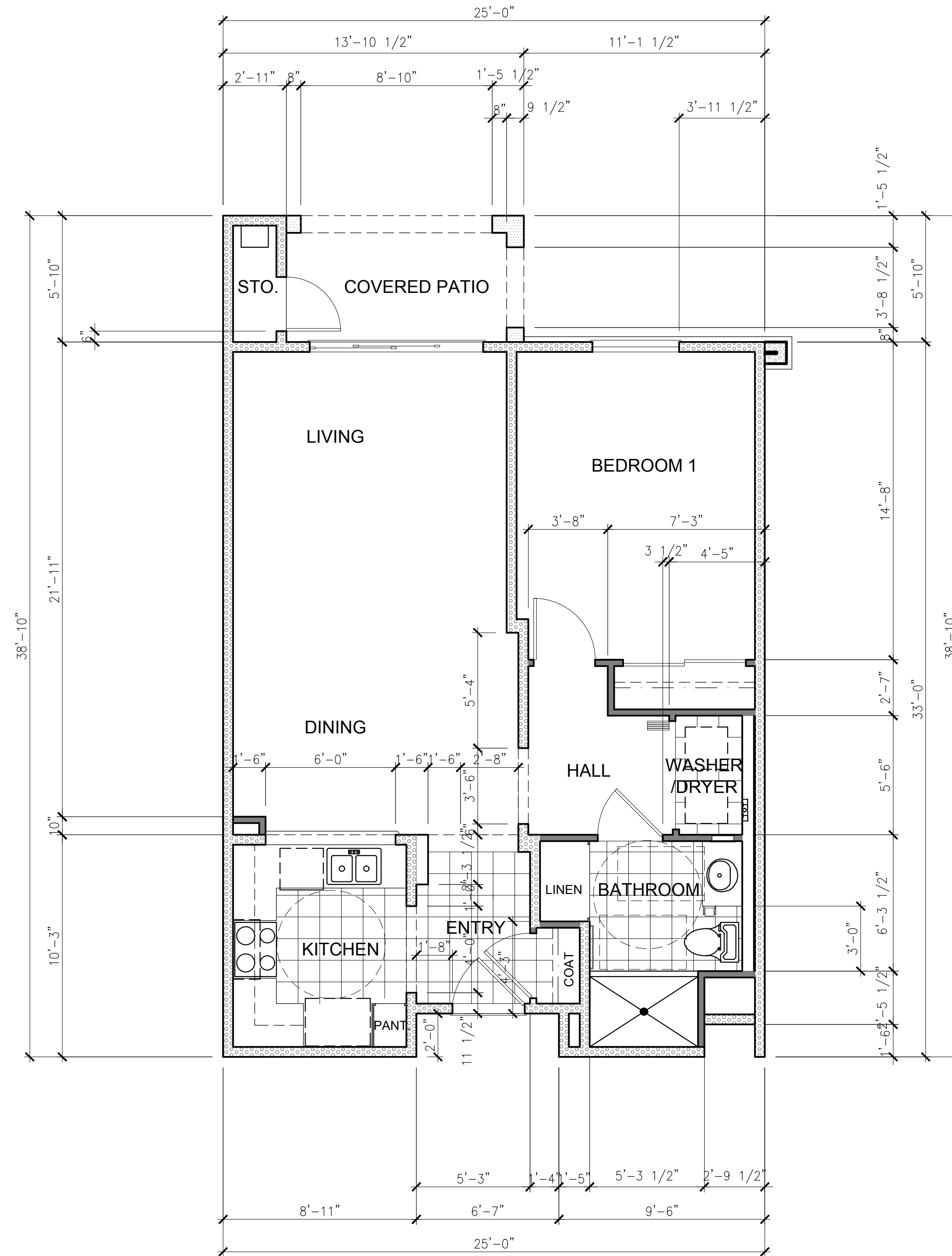
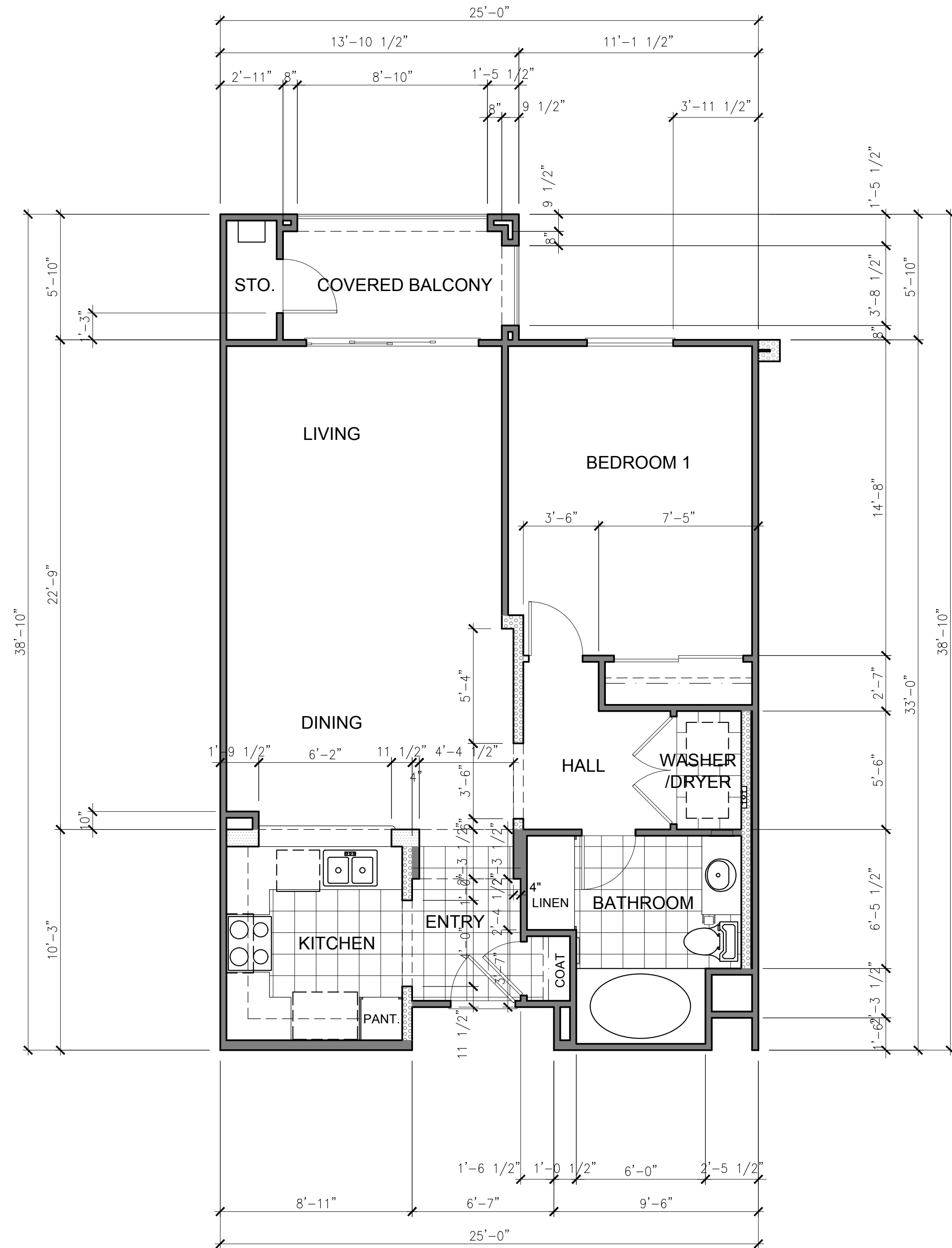
Prairie View
 "A Community of Simple Living"

MURRIETA RD & DALE ST.
 PERRIS, CA 92571

REVISIONS
CONSTR.
BID
PLAN CHECK 2020-05-18
DRAWN VM
JOB NO. 18-053
SHEET NAME

PROPOSED UNIT 1
 FLOOR PLANS
 1ST, 2ND & 3RD FLOOR

SHEET NO.
A-2.1
 SHEET - OF -



PROPOSED UNIT 2 FLOOR PLAN - 2ND & 3RD FLOOR

SCALE: 1/4"=1'-0" 2

PROPOSED UNIT 2 FLOOR PLAN - 1ST FLOOR

SCALE: 1/4"=1'-0" 1

WALL LEGEND

- 2X4 WOOD STUDS @ 16" O.C.
- 2X6 WOOD STUDS @ 16" O.C. WITH R-13 INSULATION IN WALL



for:

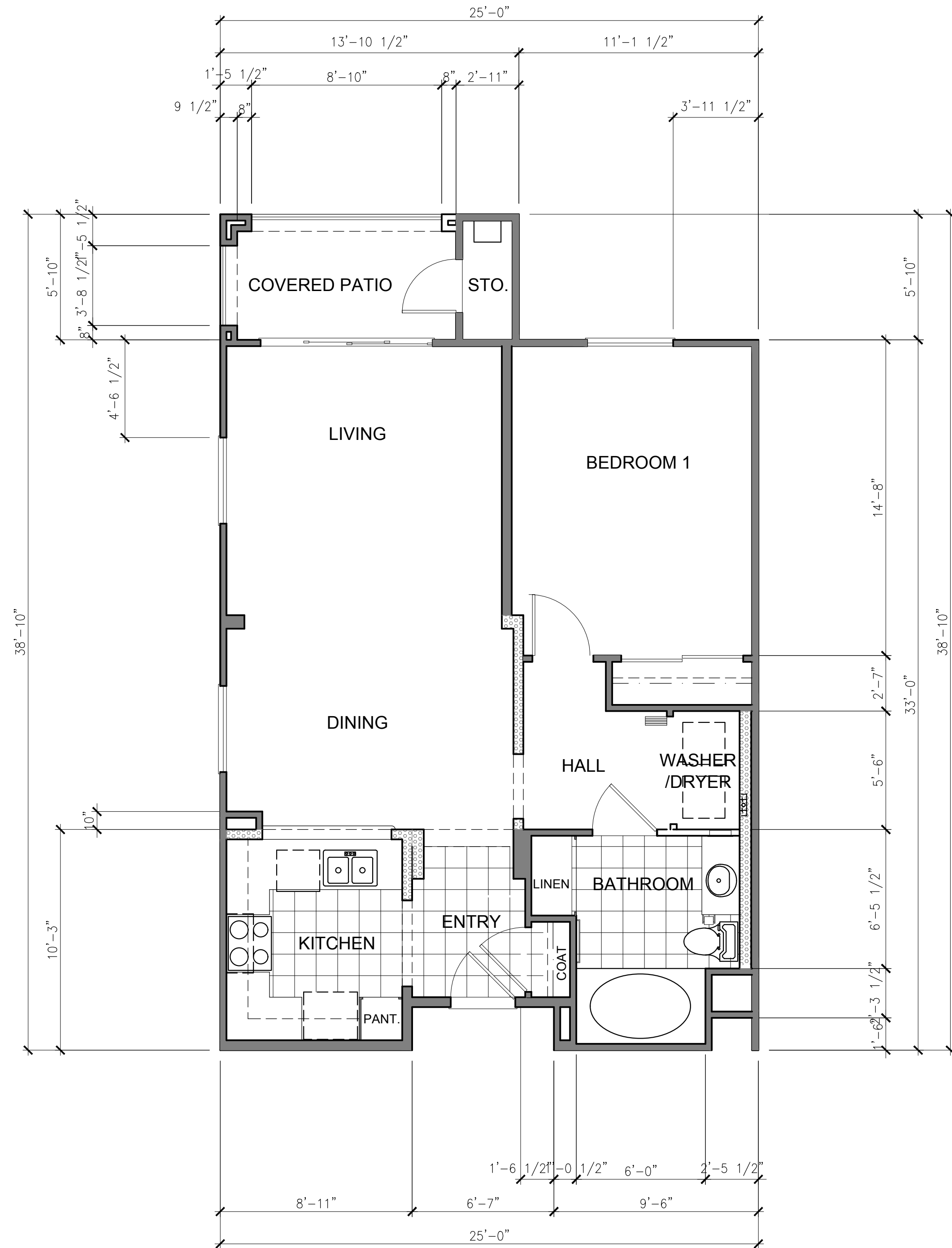
Prairie View
 "A Community of Simple Living"
 MURRIETA RD & DALE ST.
 PERRIS, CA 92571

REVISIONS	
CONSTR.	
BID	
PLAN CHECK	2020-05-18
DRAWN	VM
JOB NO.	18-053
SHEET NAME	

PROPOSED UNIT 2
 FLOOR PLANS
 1ST, 2ND & 3RD FLOOR

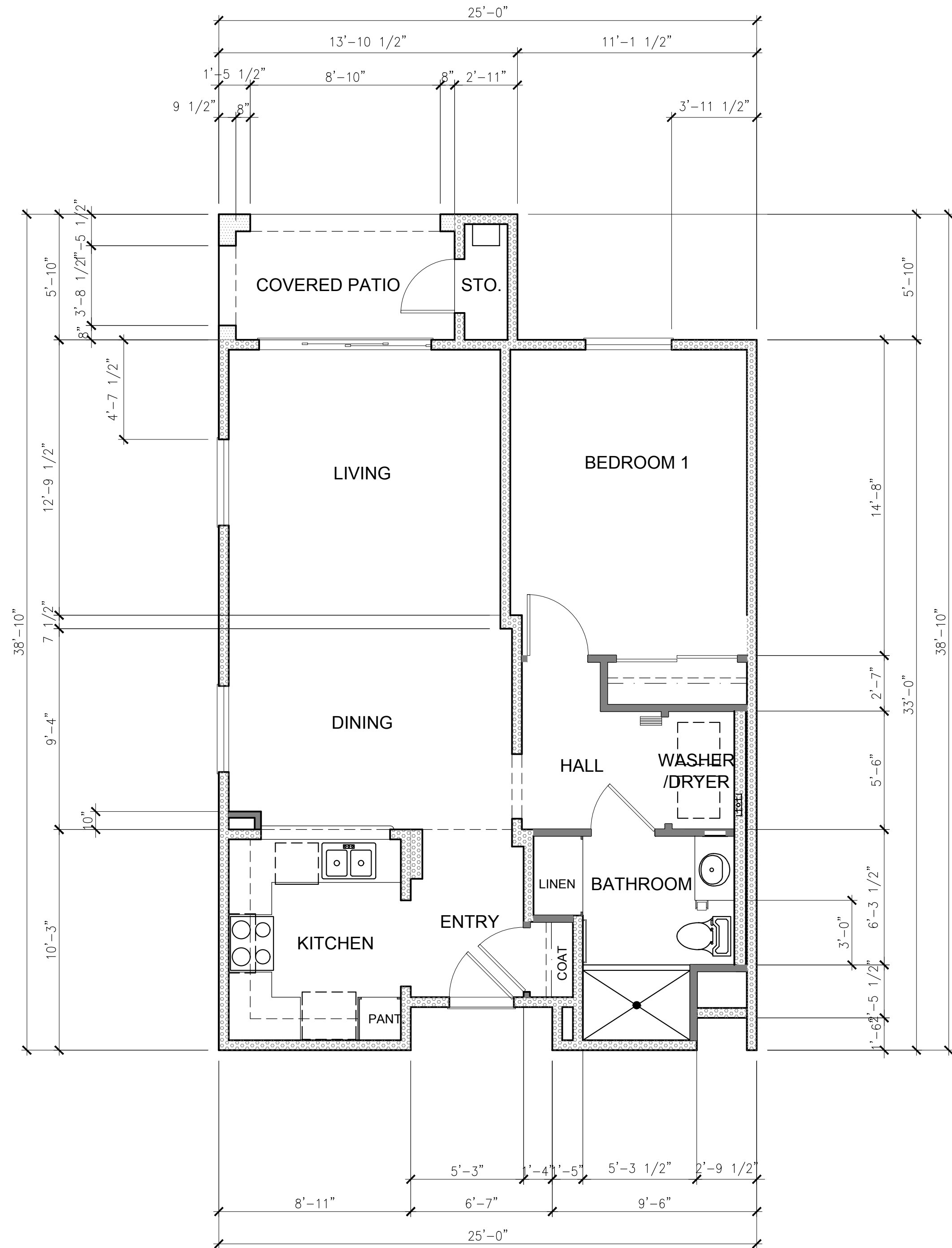
SHEET NO.

A-2.2a
 SHEET - OF -



PROPOSED UNIT 2 ALT FLOOR PLAN - 2ND & 3RD FLOOR

SCALE: 1/4"=1'-0" 2



PROPOSED UNIT 2 ALT FLOOR PLAN - 1ST FLOOR

SCALE: 1/4"=1'-0" 1

WALL LEGEND

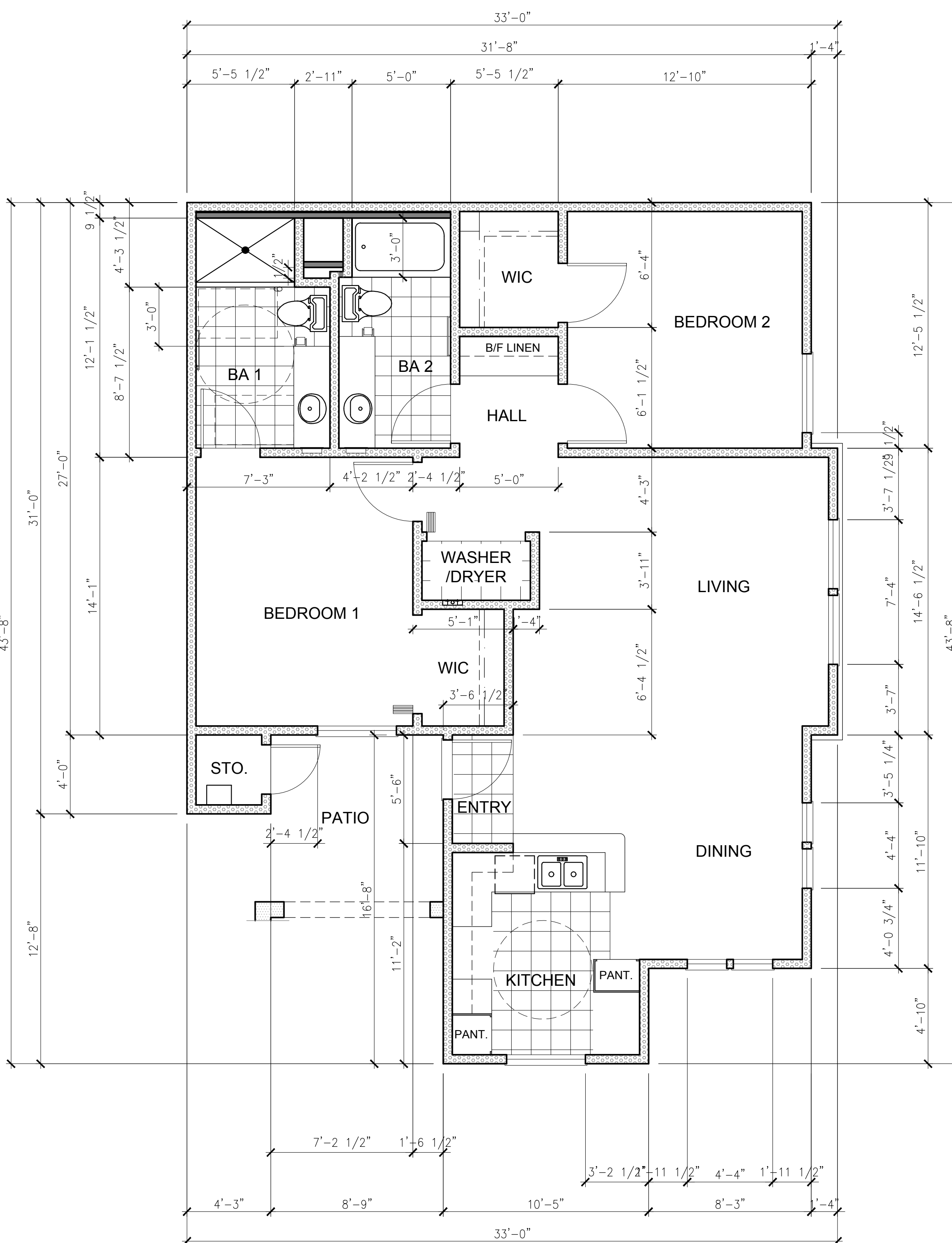
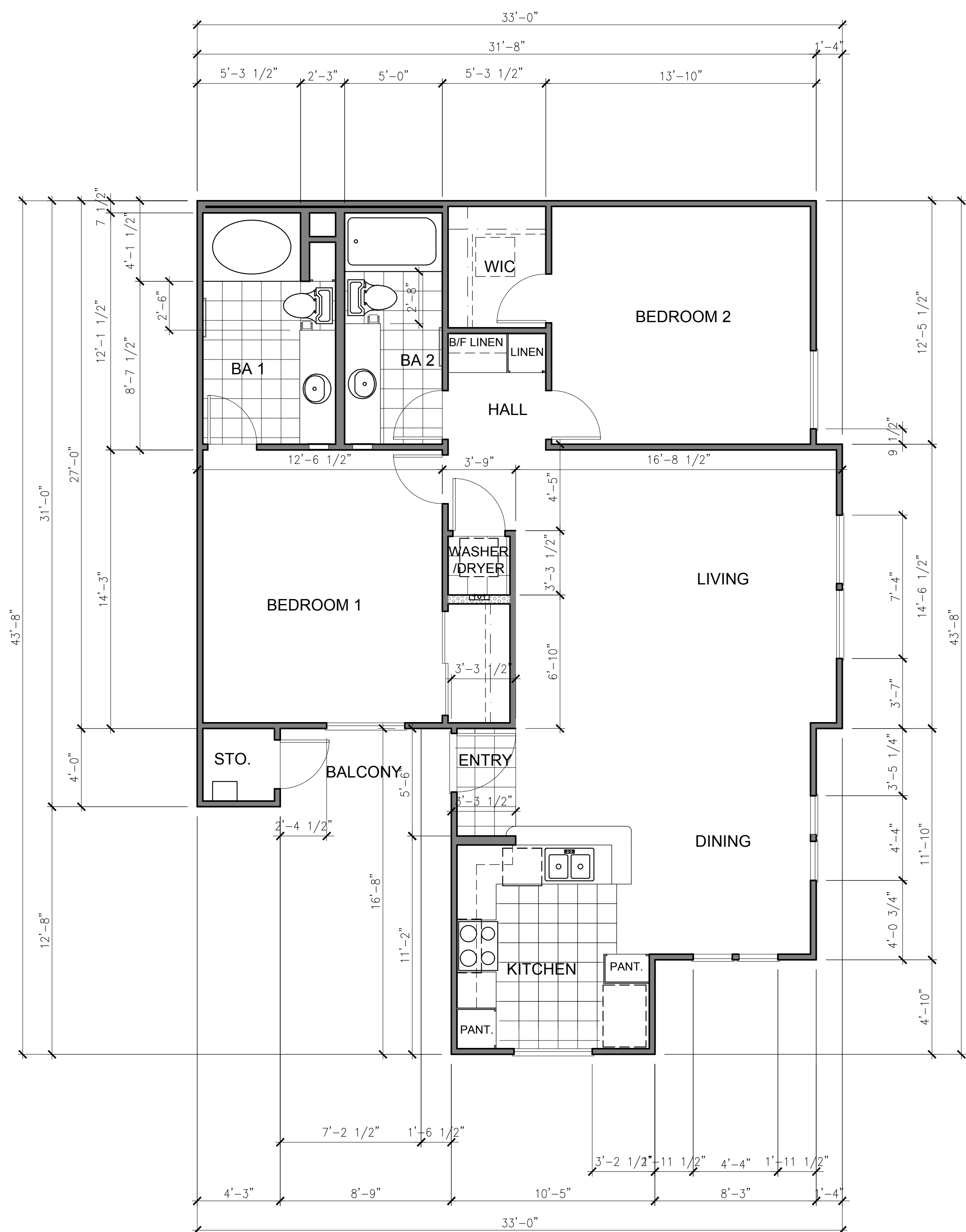
- 2X4 WOOD STUDS @ 16" O.C.
- 2X6 WOOD STUDS @ 16" O.C. WITH R-13 INSULATION IN WALL



for:

Prairie View
 "A Community of Simple Living"
 MURRIETA RD & DALE ST.
 PERRIS, CA 92571

REVISIONS	
CONSTR.	
BID	
PLAN CHECK	2020-05-18
DRAWN	VM
JOB NO.	18-053
SHEET NAME	
PROPOSED UNIT 2 ALTERNATE FLOOR PLAN 1ST, 2ND & 3RD FLOOR	
SHEET NO.	A-2.2b
SHEET	OF



WALL LEGEND

- 2X4 WOOD STUDS @ 16" O.C.
- 2X6 WOOD STUDS @ 16" O.C. WITH R-13 INSULATION IN WALL

PROPOSED UNIT 3 FLOOR PLAN - 2ND & 3RD FLOOR

SCALE: 1/4"=1'-0" 2

PROPOSED UNIT 3 FLOOR PLAN - 1ST FLOOR

SCALE: 1/4"=1'-0" 1



1177 IDAHO STREET, STE. 200A
REDLANDS, CALIF. 92374
PH 909 322-7582 / FX 909 307-0148

for:

Prairie View
"A Community of Simple Living"

MURRIETA RD & DALE ST.
PERRIS, CA 92571

REVISIONS

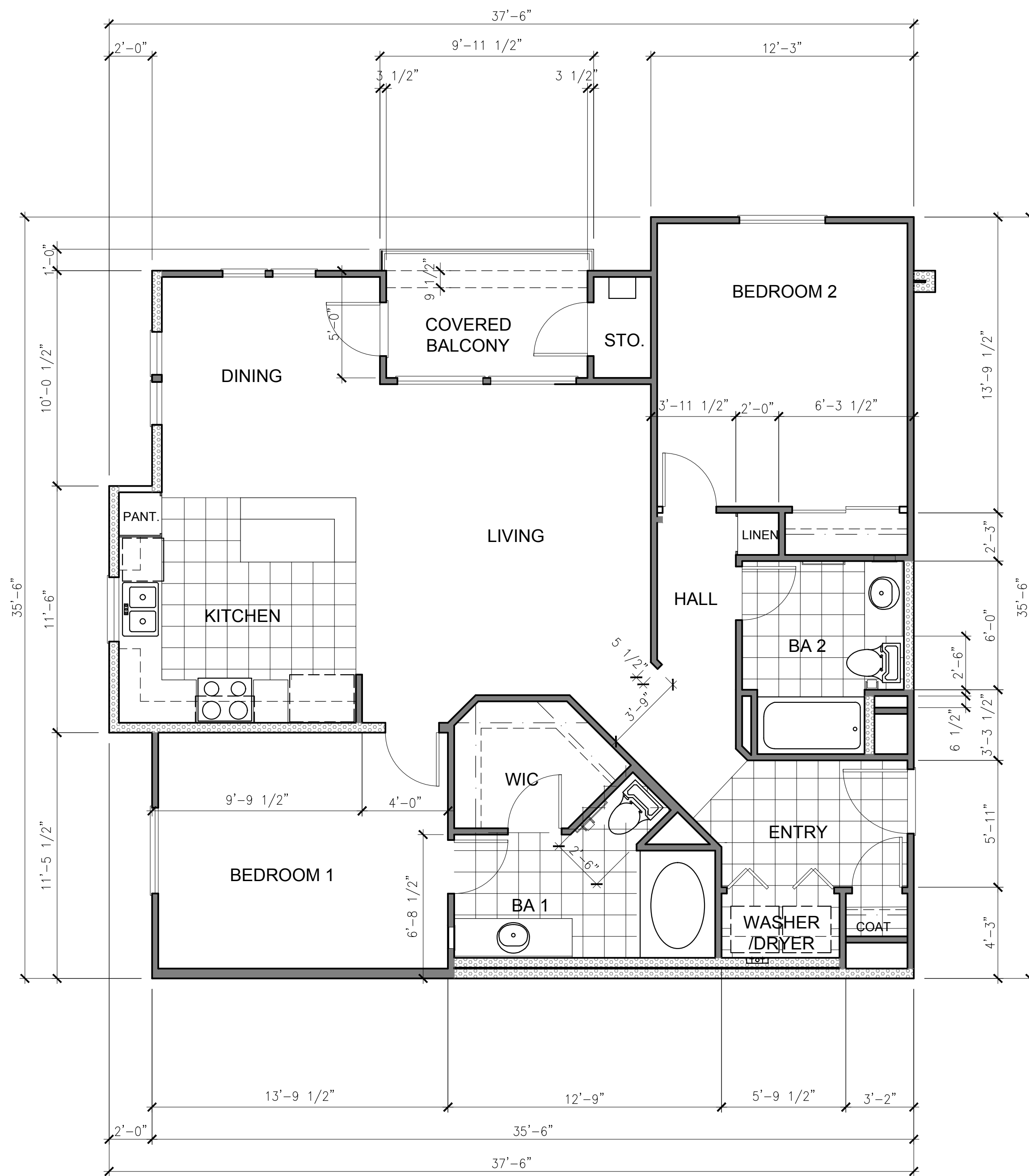
CONSTR.	BID
PLAN CHECK	2020-05-18
DRAWN	VM
JOB NO.	18-053
SHEET NAME	

PROPOSED UNIT 3
FLOOR PLANS
1ST, 2ND & 3RD FLOOR

SHEET NO.

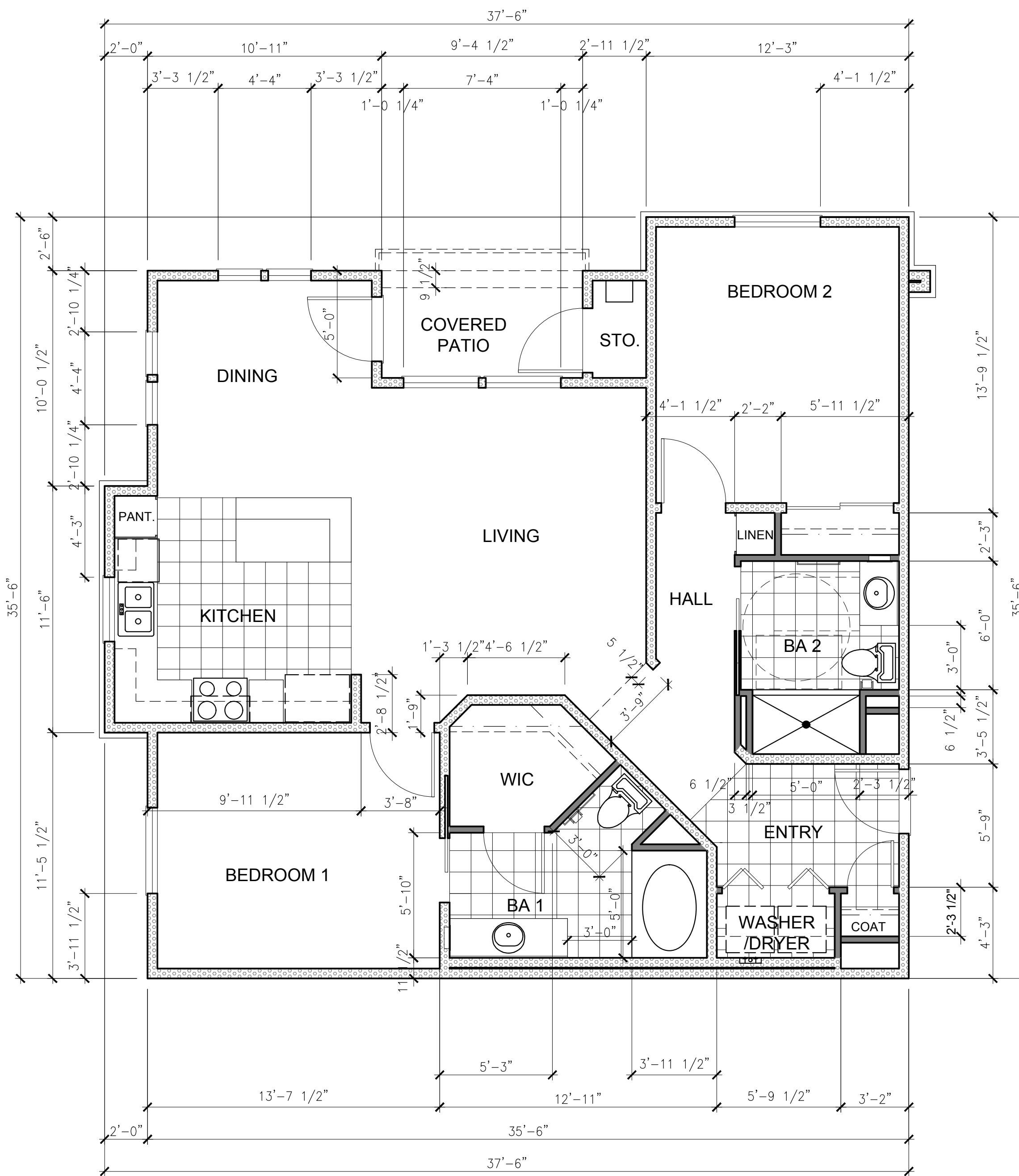
A-2.3

SHEET - OF -



PROPOSED UNIT 4 FLOOR PLAN - 2ND & 3RD FLOOR

SCALE: 1/4"=1'-0" 2



PROPOSED UNIT 4 FLOOR PLAN - 1ST FLOOR

SCALE: 1/4"=1'-0" 1

WALL LEGEND

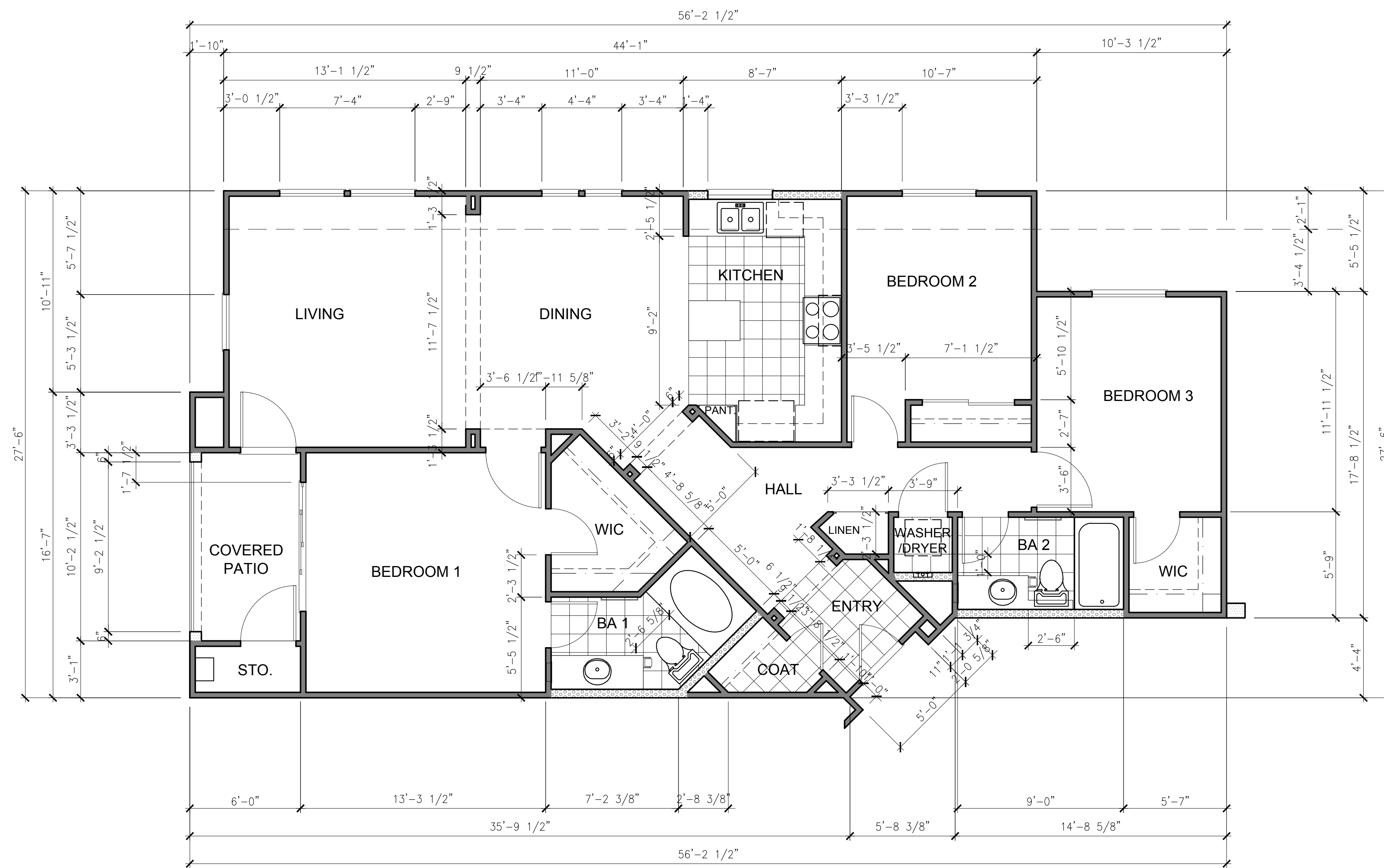
- 2X4 WOOD STUDS @ 16" O.C.
- 2X6 WOOD STUDS @ 16" O.C. WITH R-13 INSULATION IN WALL



for:

Prairie View
 "A Community of Simple Living"
 MURRIETA RD & DALE ST.
 PERRIS, CA 92571

REVISIONS	
CONSTR.	
BID	
PLAN CHECK	2020-05-18
DRAWN	VM
JOB NO.	18-053
SHEET NAME	
PROPOSED UNIT 4 FLOOR PLAN 1ST, 2ND & 3RD FLOOR	
SHEET NO.	
A-2.4	
SHEET	OF



WALL LEGEND

- 2X4 WOOD STUDS @ 16" O.C.
- 2X6 WOOD STUDS @ 16" O.C. WITH R-13 INSULATION IN WALL



for :

Prairie View
"A Community of Simple Living"

MURRIETA RD & DALE ST.
PERRIS, CA 92571

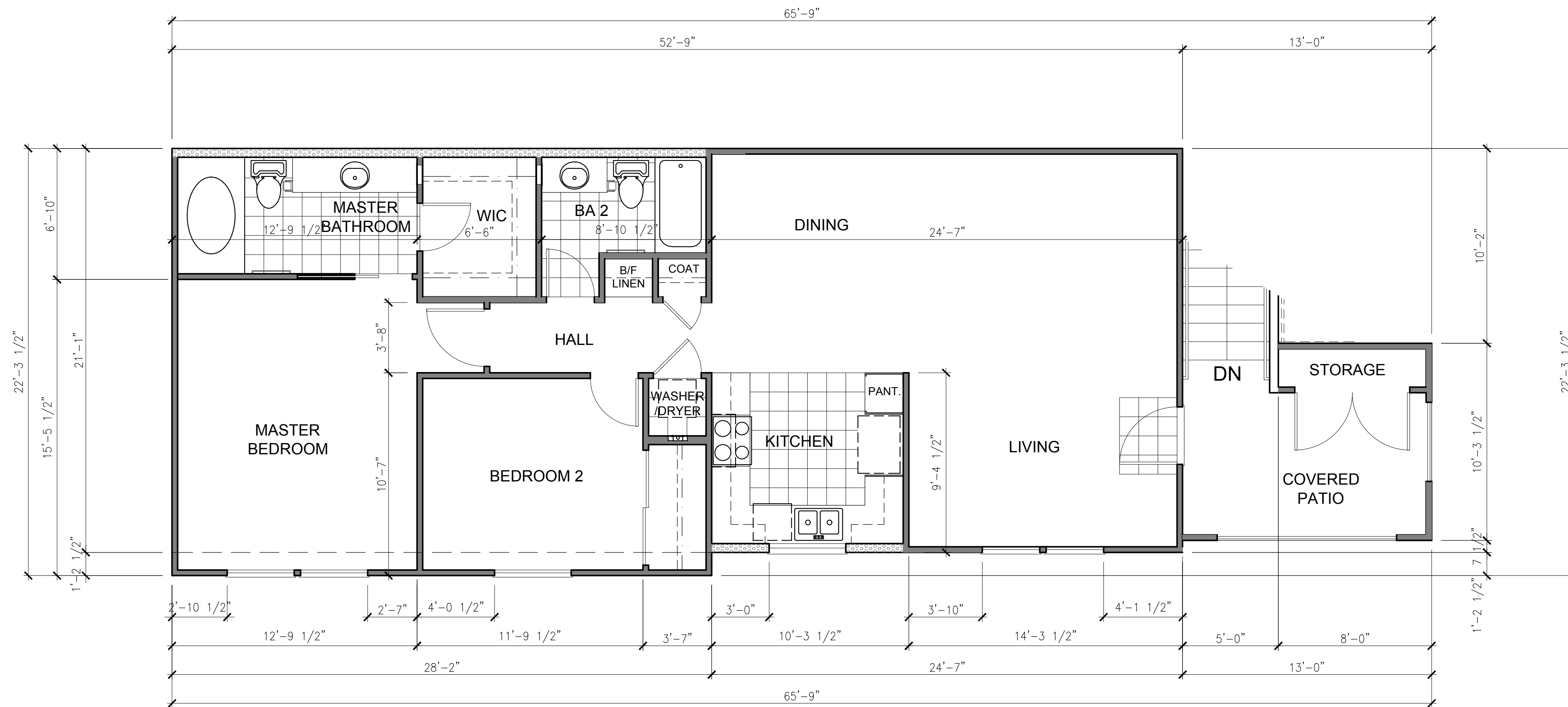
REVISIONS
CONSTR.
BID
PLAN CHECK 2020-05-18
DRAWN VM
JOB NO. 18-053
SHEET NAME

**PROPOSED UNIT 5
FLOOR PLAN
2ND & 3RD FLOOR**

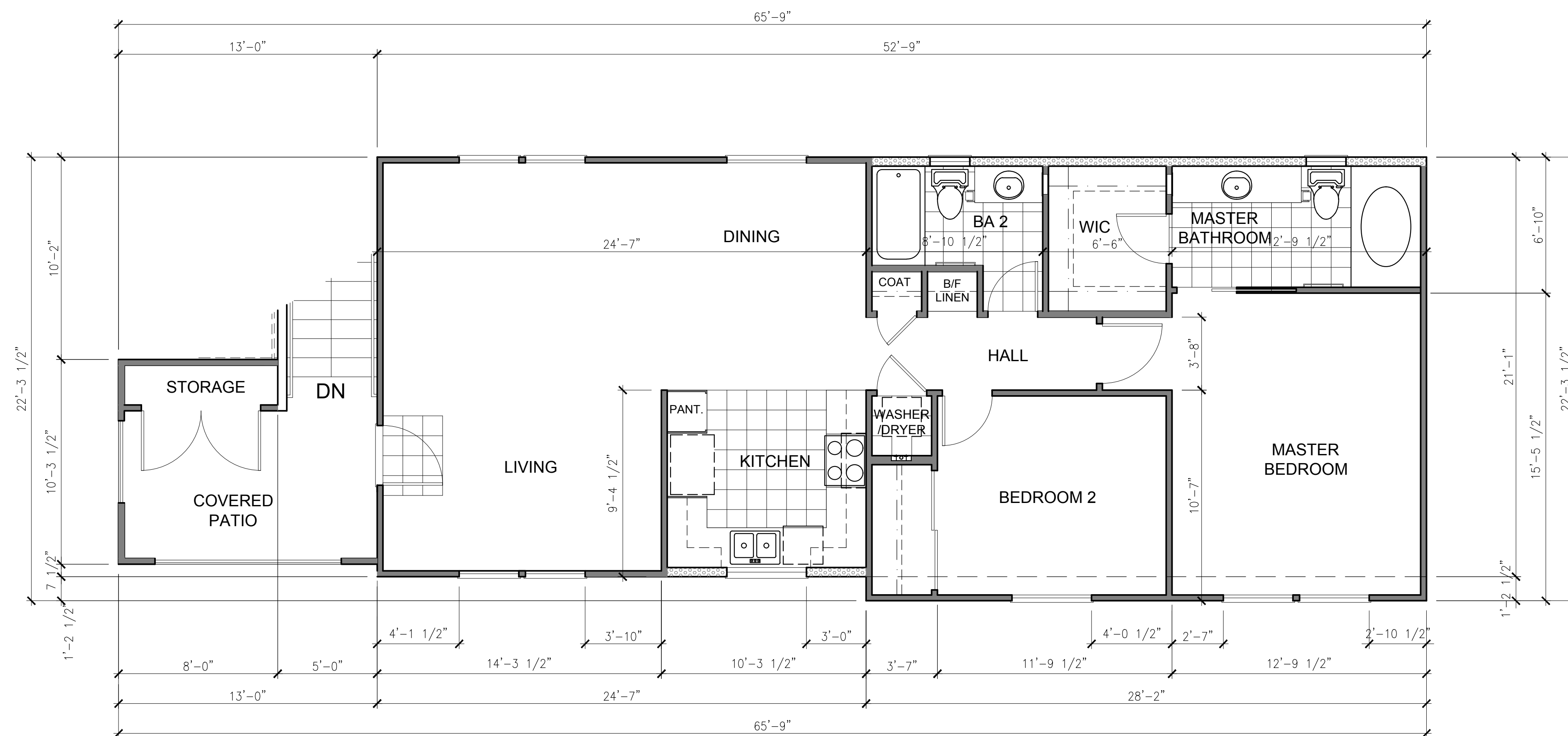
SHEET NO.

A-2.5

SHEET - OF -



PROPOSED UNIT 6 FLOOR PLAN - 2ND FLOOR SCALE: 1/4"=1'-0" 6



PROPOSED UNIT 6 ALTERNATE FLOOR PLAN - 2ND FLOOR SCALE: 1/4"=1'-0" 6A

WALL LEGEND

- 2X4 WOOD STUDS @ 16" O.C.
- 2X6 WOOD STUDS @ 16" O.C. WITH R-13 INSULATION IN WALL



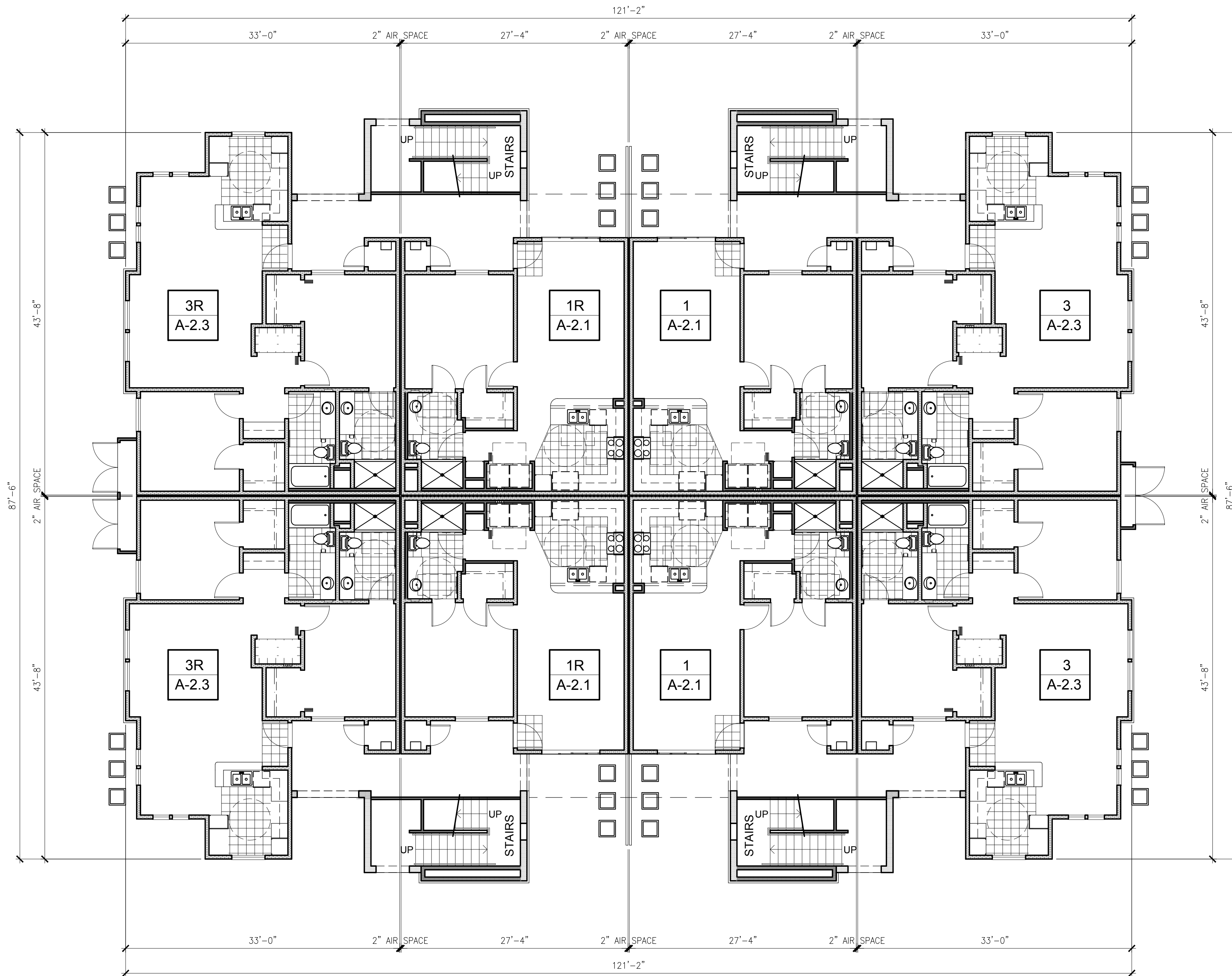
for:

Prairie View
 "A Community of Simple Living"
 MURRIETA RD & DALE ST.
 PERRIS, CA 92571

REVISIONS	
CONSTR.	
BID	
PLAN CHECK	2020-05-18
DRAWN	VM
JOB NO.	18-053
SHEET NAME	
PROPOSED UNIT 6 AND 6 ALTERNATE FLOOR PLAN 2ND FLOOR	
SHEET NO.	

A-2.6

SHEET - OF -



BUILDING TYPE A SUMMARY

1ST FLOOR

PLAN TYPE	QUANTITY	UNIT SIZE	TOTAL
PLAN 1	4	785 SF	3,140 SF
PLAN 3	4	1,134 SF	4,680 SF
TOTAL	8		7,820 SF

STAIRS	4	96 SF	384 SF
--------	---	-------	--------

2ND FLOOR

PLAN TYPE	QUANTITY	UNIT SIZE	TOTAL	BALCONY SIZE	BALCONY TOTAL
PLAN 1	4	785 SF	3,140 SF	92 SF	368 SF
PLAN 3	4	1,134 SF	4,436 SF	89 SF	356 SF
TOTAL	8		7,576 SF		724 SF

WALKWAY	4	262 SF	1,048 SF
---------	---	--------	----------

STAIRS	4	96 SF	384 SF
--------	---	-------	--------

3RD FLOOR

PLAN TYPE	QUANTITY	UNIT SIZE	TOTAL	BALCONY SIZE	BALCONY TOTAL
PLAN 1	4	785 SF	3,140 SF	92 SF	368 SF
PLAN 3	4	1,134 SF	4,436 SF	89 SF	356 SF
TOTAL	8		7,576 SF		724 SF

WALKWAY	4	335 SF	1,340 SF
---------	---	--------	----------

STAIRS	4	96 SF	384 SF
--------	---	-------	--------

BUILDING TOTAL

PLAN TYPE	QUANTITY	UNIT SIZE	TOTAL	BALCONY SIZE	BALCONY TOTAL
PLAN 1	12	785 SF	9,420 SF	92 SF	4,416 SF
PLAN 3	12	1,134 SF	13,608 SF	89 SF	4,272 SF
TOTAL	24		23,028 SF		1,448 SF

WALKWAY			2,388 SF
---------	--	--	----------

STAIRS			1,152 SF
--------	--	--	----------



for:

Prairie View
 "A Community of Simple Living"

MURRIETA RD & DALE ST.
 PERRIS, CA 92571

REVISIONS

CONSTR.

BID

PLAN CHECK 2020-05-18

DRAWN VM

JOB NO. 18-053

SHEET NAME

PROPOSED
 BLDG TYPE "A"
 FLOOR PLAN
 1ST FLOOR

SHEET NO.

A-3.1

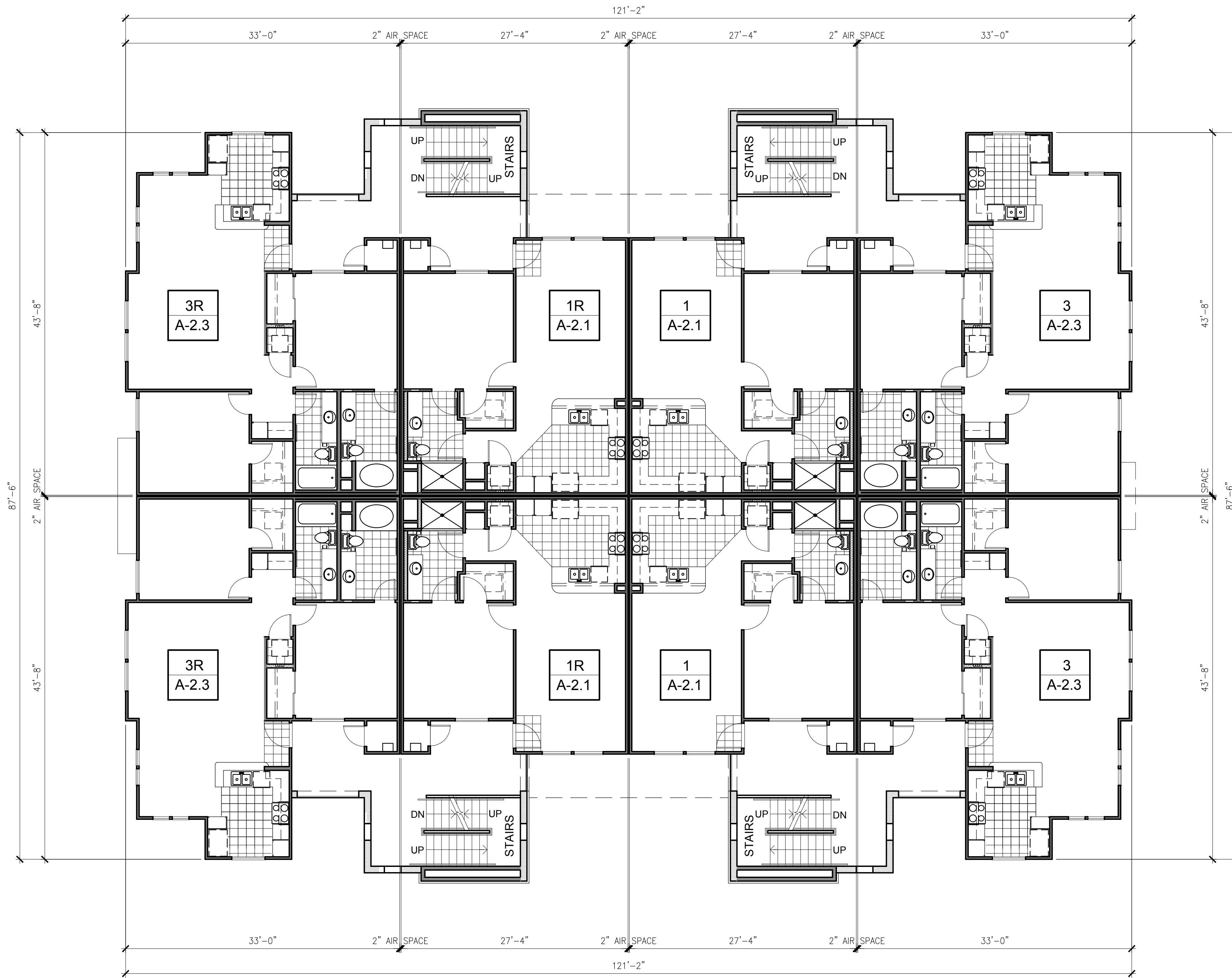
SHEET - OF -

LEGEND

2x4 WOOD STUDS @ 16" O.C.

2x6 WOOD STUDS @ 16" O.C. WITH
 R-13 INSULATION IN WALL

UNIT #, R=REVERSED, ALT=ALTERNATE
 A-# SHEET NUMBER



BUILDING TYPE A SUMMARY

1ST FLOOR

PLAN TYPE	QUANTITY	UNIT SIZE	TOTAL
PLAN 1	4	785 SF	3,140 SF
PLAN 3	4	1,134 SF	4,680 SF
TOTAL	8		7,820 SF

STAIRS	4	96 SF	384 SF
--------	---	-------	--------

2ND FLOOR

PLAN TYPE	QUANTITY	UNIT SIZE	TOTAL	BALCONY SIZE	BALCONY TOTAL
PLAN 1	4	785 SF	3,140 SF	92 SF	368 SF
PLAN 3	4	1,134 SF	4,436 SF	89 SF	356 SF
TOTAL	8		7,576 SF		724 SF

WALKWAY	4	262 SF	1,048 SF
---------	---	--------	----------

STAIRS	4	96 SF	384 SF
--------	---	-------	--------

3RD FLOOR

PLAN TYPE	QUANTITY	UNIT SIZE	TOTAL	BALCONY SIZE	BALCONY TOTAL
PLAN 1	4	785 SF	3,140 SF	92 SF	368 SF
PLAN 3	4	1,134 SF	4,436 SF	89 SF	356 SF
TOTAL	8		7,576 SF		724 SF

WALKWAY	4	335 SF	1,340 SF
---------	---	--------	----------

STAIRS	4	96 SF	384 SF
--------	---	-------	--------

BUILDING TOTAL

PLAN TYPE	QUANTITY	UNIT SIZE	TOTAL	BALCONY SIZE	BALCONY TOTAL
PLAN 1	12	785 SF	9,420 SF	92 SF	4,416 SF
PLAN 3	12	1,134 SF	13,608 SF	89 SF	4,272 SF
TOTAL	24		23,028 SF		1,448 SF

WALKWAY			2,388 SF
---------	--	--	----------

STAIRS			1,152 SF
--------	--	--	----------



for:

Prairie View
 "A Community of Simple Living"

MURRIETA RD & DALE ST.
 PERRIS, CA 92571

REVISIONS

CONSTR.

BID

PLAN CHECK 2020-05-18

DRAWN VM

JOB NO. 18-053

SHEET NAME

PROPOSED
 BLDG TYPE "A"
 FLOOR PLAN
 2ND FLOOR

SHEET NO.

A-3.2

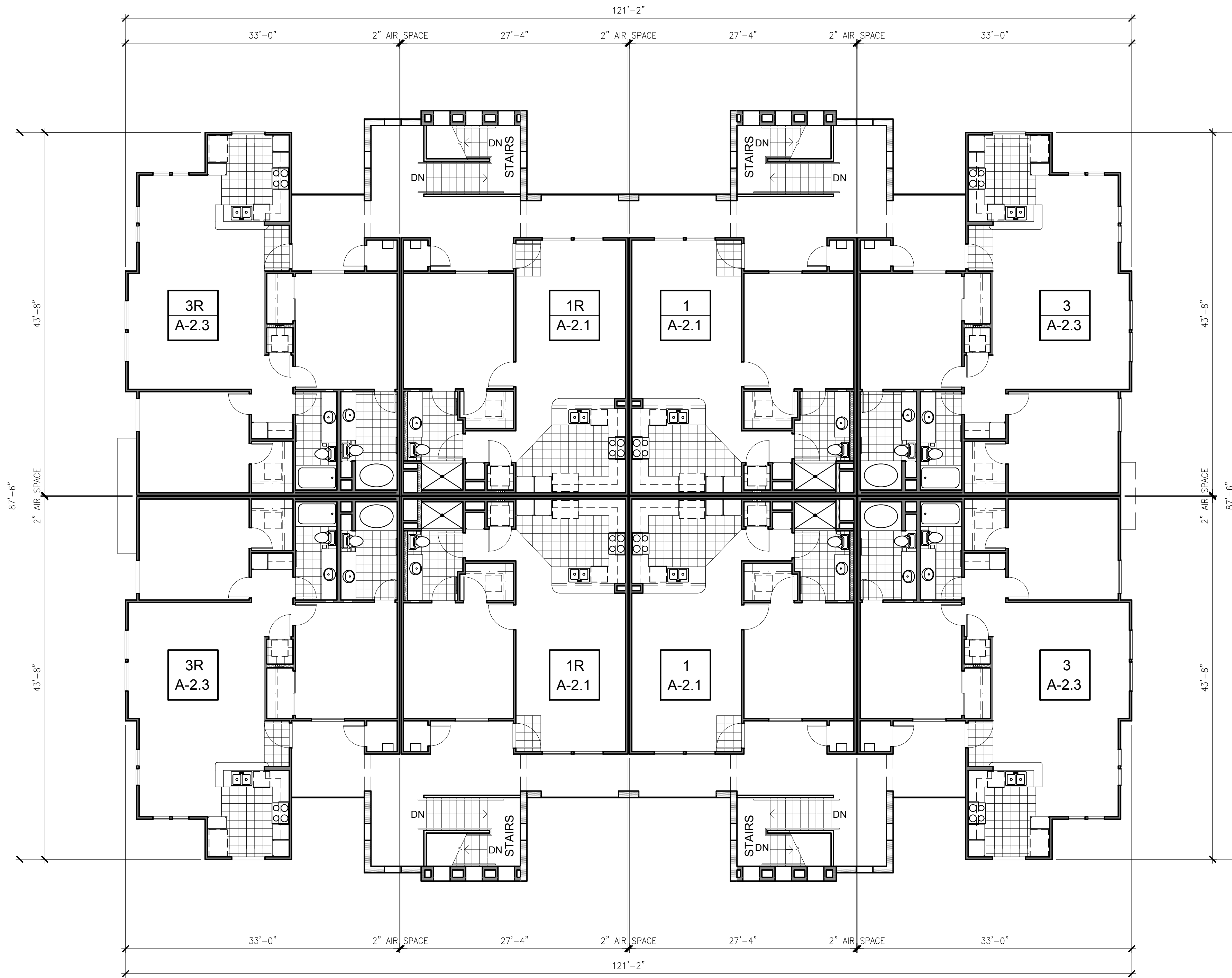
SHEET - OF -

LEGEND

2x4 WOOD STUDS @ 16" O.C.

2x6 WOOD STUDS @ 16" O.C. WITH
 R-13 INSULATION IN WALL

UNIT #, R=REVERSED, ALT=ALTERNATE
 A-# SHEET NUMBER



BUILDING TYPE A SUMMARY

1ST FLOOR

PLAN TYPE	QUANTITY	UNIT SIZE	TOTAL
PLAN 1	4	785 SF	3,140 SF
PLAN 3	4	1,134 SF	4,680 SF
TOTAL	8		7,820 SF

STAIRS	4	96 SF	384 SF
--------	---	-------	--------

2ND FLOOR

PLAN TYPE	QUANTITY	UNIT SIZE	TOTAL	BALCONY SIZE	BALCONY TOTAL
PLAN 1	4	785 SF	3,140 SF	92 SF	368 SF
PLAN 3	4	1,134 SF	4,436 SF	89 SF	356 SF
TOTAL	8		7,576 SF		724 SF

WALKWAY	4	262 SF	1,048 SF
---------	---	--------	----------

STAIRS	4	96 SF	384 SF
--------	---	-------	--------

3RD FLOOR

PLAN TYPE	QUANTITY	UNIT SIZE	TOTAL	BALCONY SIZE	BALCONY TOTAL
PLAN 1	4	785 SF	3,140 SF	92 SF	368 SF
PLAN 3	4	1,134 SF	4,436 SF	89 SF	356 SF
TOTAL	8		7,576 SF		724 SF

WALKWAY	4	335 SF	1,340 SF
---------	---	--------	----------

STAIRS	4	96 SF	384 SF
--------	---	-------	--------

BUILDING TOTAL

PLAN TYPE	QUANTITY	UNIT SIZE	TOTAL	BALCONY SIZE	BALCONY TOTAL
PLAN 1	12	785 SF	9,420 SF	92 SF	4,416 SF
PLAN 3	12	1,134 SF	13,608 SF	89 SF	4,272 SF
TOTAL	24		23,028 SF		1,448 SF

WALKWAY			2,388 SF
---------	--	--	----------

STAIRS			1,152 SF
--------	--	--	----------



for:

Prairie View
 "A Community of Simple Living"

MURRIETA RD & DALE ST.
 PERRIS, CA 92571

REVISIONS

CONSTR.

BID

PLAN CHECK 2020-05-18

DRAWN VM

JOB NO. 18-053

SHEET NAME

PROPOSED
 BLDG TYPE "A"
 FLOOR PLAN
 3RD FLOOR

SHEET NO.

A-3.3

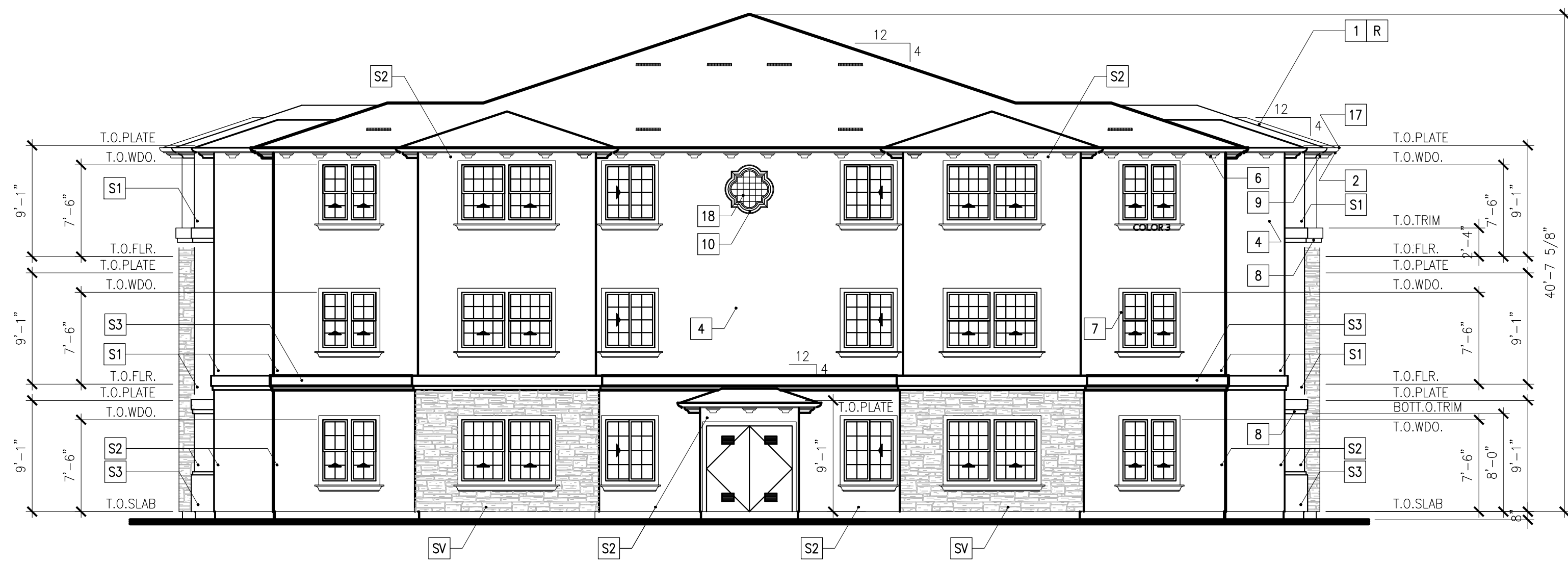
SHEET - OF -

LEGEND

2X4 WOOD STUDS @ 16" O.C.

2X6 WOOD STUDS @ 16" O.C. WITH
 R-13 INSULATION IN WALL

UNIT #, R=REVERSED, ALT=ALTERNATE
 A-# SHEET NUMBER



BUILDING TYPE "A" - SIDE ELEVATION (OPPOSITE ELEVATION SIMILAR)

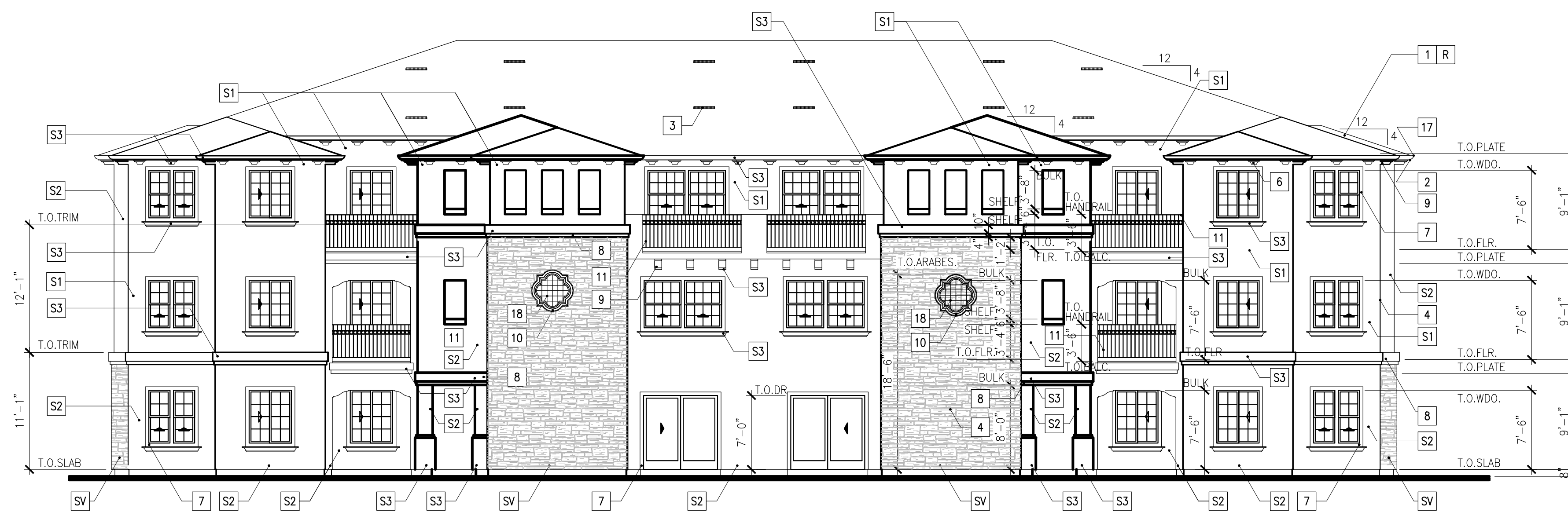
SCALE: 1/8"=1'-0" 1

KEY NOTES

- 1 "S" SHAPED CONCRETE ROOF TILES
- 2 2X6 SEL. STR. RE/S FASCIA W/ PAINTED G.I. GUTTER
- 3 O'HAGIN "S" STYLE G.I. METAL DORMER VENT - PAINT TO MATCH ROOF COLOR
- 4 EXTERIOR CEMENT PLASTER WITH GALVANIZED IRON WEEP SCREED - TYPICAL AT ALL SLAB EDGE CONDITIONS
- 5 EXTERIOR CEMENT PLASTER BUILT-UP WAINSCOT BASE AS SHOWN & DETAILED
- 6 EXTERIOR CEMENT SOFFIT WITH K-LATH AS SHOWN AND DETAILED
- 7 2# PREFABRICATED SHAPED FOAM PLASTIC TRIM SURROUND AT DOORS & WINDOWS AS SHOWN AND DETAILED
- 8 2# PREFABRICATED SHAPED FOAM PLASTIC TRIM AS DETAILED
- 9 2# PREFABRICATED SHAPED FOAM PLASTIC CORBELS AS DETAILED
- 10 48" WIDE SHAPED FOAM PLASTIC ARABESQUE
- 11 42" HIGH W.I. GUARDRAIL AS DETAILED
- 12 ROLL-UP GARAGE DOOR
- 13 14"x6" GALVANIZED IRON GARAGE VENT AT MAXIMUM +6" ABOVE SLAB (5 TOTAL)
- 14 CONCRETE STOOP - SEE FLOOR PLANS
- 15 35" HIGH HANDRAIL
- 16 ILLUMINATED BLDG. ADDRESS NUMBERS. NUMBERS SHALL CONTRAST WITH THE BACKGROUND, BE ARABIC, OR ALPHABETICAL LETTERS AND BE A MIN. OF 4" HIGH WITH A MAXIMUM STROKE OF 1/2"
- 17 G.I. GUTTER & DOWNSPOUT - SEE ROOF PLAN
- 18 CERAMIC TILE
- 19 35" HIGH HANDRAIL - SEE STAIR PLANS
- 20 STAIR TREADS AND RISERS - SEE STAIR PLANS
- 21 SIMULATED STONE VENEER
- 22 G.I. SCUPPER

FINISH LEGEND

- S1 DUNN EDWARDS DE6157 BISIQUE TAN
- S2 DUNN EDWARDS DE6173 PAPER SACK
- S3 DUNN EDWARDS DEW340 WHISPER
- SV CORONADO OLD COUNTRY LEDGE HURON
- R EAGLE TILE BLEND 3645/SMC8820



BUILDING TYPE "A" - FRONT & REAR VIEW

SCALE: 1/8"=1'-0" 2



for:

Prairie View
 "A Community of Simple Living"

MURRIETA RD & DALE ST.
 PERRIS, CA 92571

REVISIONS

CONSTR.	
BID	
PLAN CHECK	2020-05-18
DRAWN	VM
JOB NO.	18-053
SHEET NAME	

PROPOSED
 BLDG TYPE "A"
 EXTERIOR ELEVATIONS

SHEET NO.

A3.6

SHEET - OF -

BUILDING TYPE B SUMMARY

1ST FLOOR

PLAN TYPE	QUANTITY	UNIT SIZE	TOTAL
PLAN 2	2	789 SF	1,578 SF
PLAN 4	2	1,170 SF	2,340 SF
TOTAL	4		3,918 SF

GARAGES	10		2,252 SF
STAIRS	2	71 SF	142 SF

2ND FLOOR

PLAN TYPE	QUANTITY	UNIT SIZE	TOTAL	BALCONY SIZE	BALCONY TOTAL
PLAN 2	2	789 SF	1,578 SF	61 SF	121 SF
PLAN 4	2	1,170 SF	2,340 SF	59 SF	118 SF
PLAN 5	2	1,305 SF	2,610 SF	60 SF	120 SF
TOTAL	6		6,528 SF		359 SF

WALKWAY	1	590 SF	590 SF
STAIRS	2	61 SF	122 SF

3RD FLOOR

PLAN TYPE	QUANTITY	UNIT SIZE	TOTAL	BALCONY SIZE	BALCONY TOTAL
PLAN 2	2	789 SF	1,578 SF	61 SF	121 SF
PLAN 4	2	1,170 SF	2,340 SF	59 SF	118 SF
PLAN 5	2	1,305 SF	2,610 SF	60 SF	120 SF
TOTAL	6		6,528 SF		359 SF

WALKWAY	1	590 SF	590 SF
STAIRS	2	61 SF	122 SF

BUILDING TOTAL

PLAN TYPE	QUANTITY	UNIT SIZE	TOTAL	BALCONY SIZE	BALCONY TOTAL
PLAN 2	6	789 SF	4,734 SF	61 SF	366 SF
PLAN 4	6	1,170 SF	7,020 SF	59 SF	354 SF
PLAN 5	4	1,305 SF	5,220 SF	60 SF	240 SF
TOTAL	16		16,974 SF		960 SF

WALKWAY		1,180 SF	
---------	--	----------	--

STAIRS		386 SF	
--------	--	--------	--

GARAGES		2,252 SF	
---------	--	----------	--



for:

Prairie View
"A Community of Simple Living"

MURRIETA RD & DALE ST.
PERRIS, CA 92571

REVISIONS

CONSTR.

BID

PLAN CHECK 2020-05-18

DRAWN VM

JOB NO. 18-053

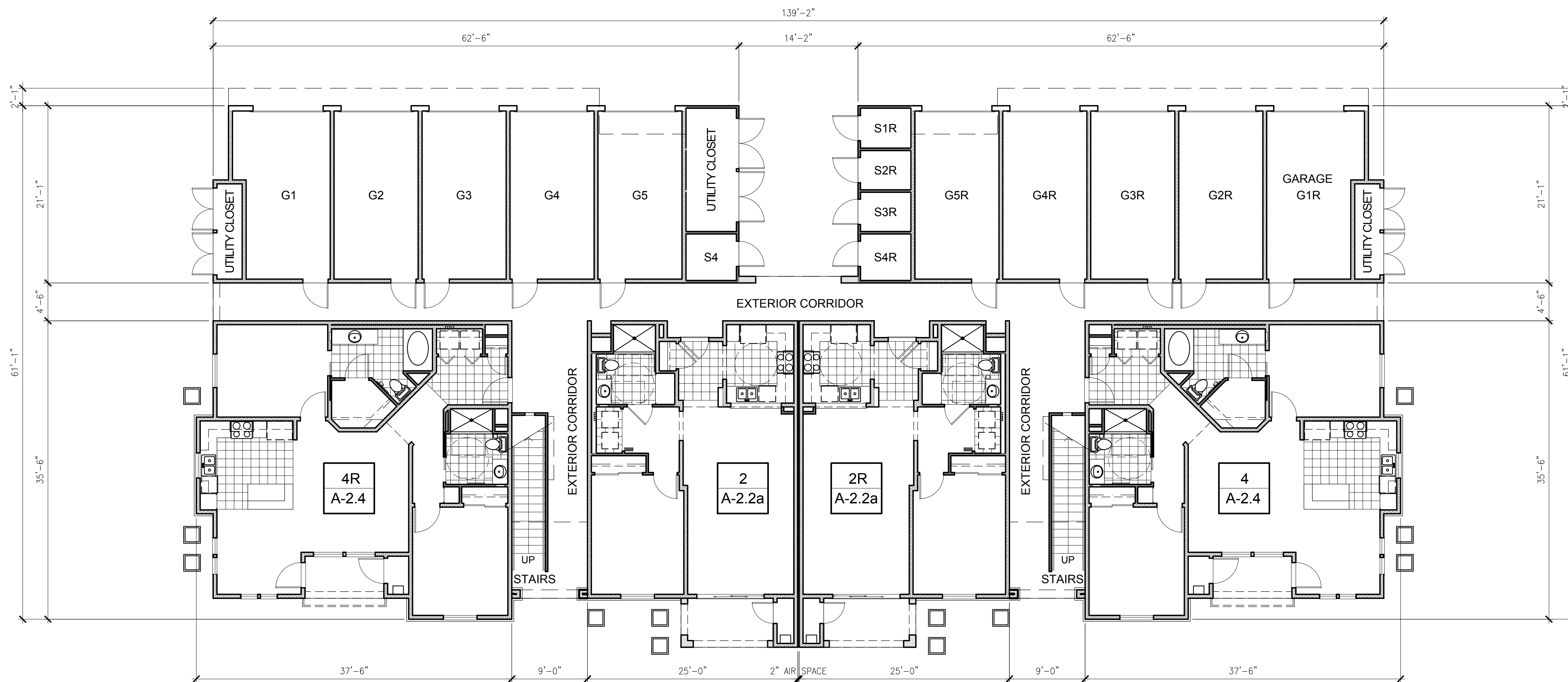
SHEET NAME

PROPOSED
BLDG TYPE "B"
FLOOR PLAN
1ST FLOOR

SHEET NO.

A-4.1

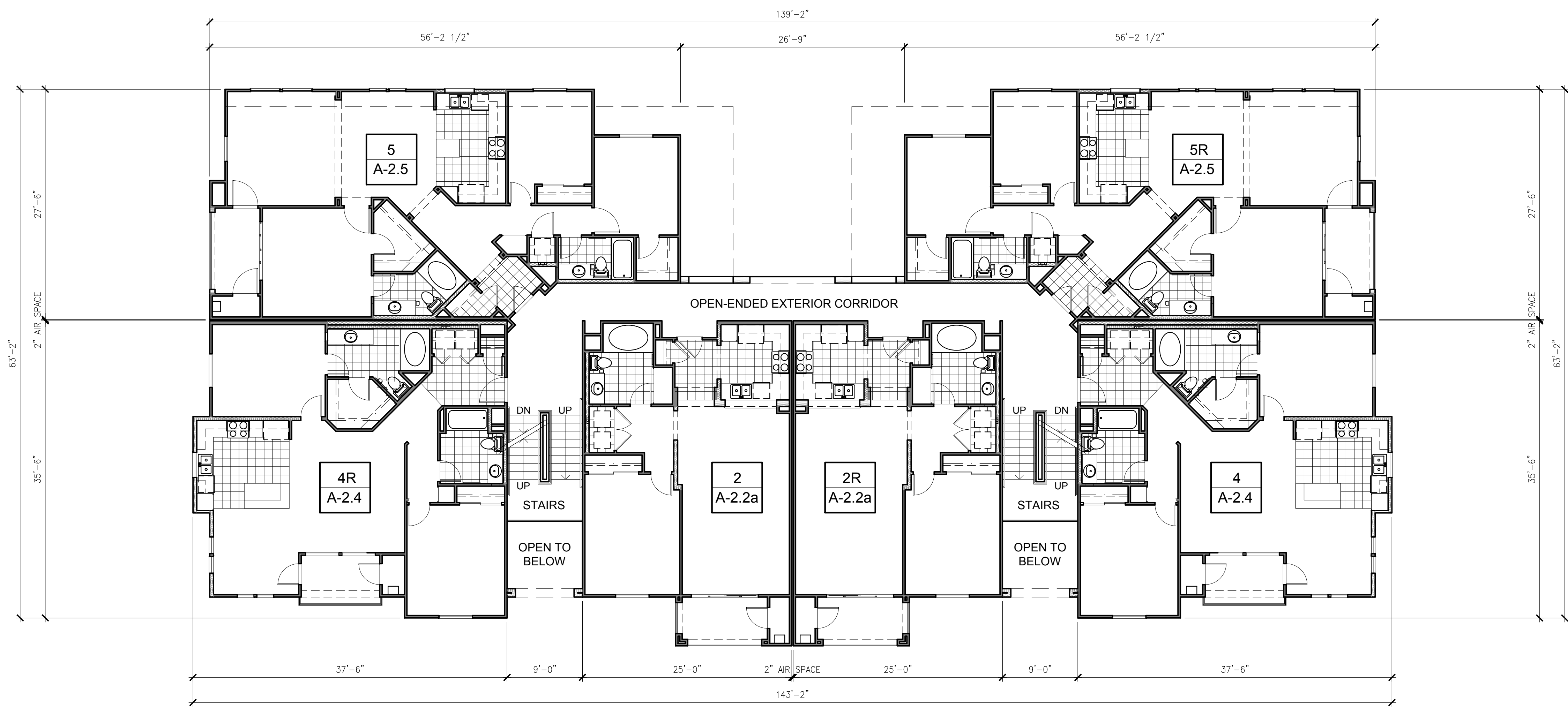
SHEET - OF -



BUILDING TYPE "B" FLOOR PLAN - 1ST FLOOR

SCALE:
1/8" = 1'-0"

1



BUILDING TYPE B SUMMARY

1ST FLOOR

PLAN TYPE	QUANTITY	UNIT SIZE	TOTAL
PLAN 2	2	789 SF	1,578 SF
PLAN 4	2	1,170 SF	2,340 SF
TOTAL	4		3,918 SF

GARAGES	10		2,252 SF
STAIRS	2	71 SF	142 SF

2ND FLOOR

PLAN TYPE	QUANTITY	UNIT SIZE	TOTAL	BALCONY SIZE	BALCONY TOTAL
PLAN 2	2	789 SF	1,578 SF	61 SF	121 SF
PLAN 4	2	1,170 SF	2,340 SF	59 SF	118 SF
PLAN 5	2	1,305 SF	2,610 SF	60 SF	120 SF
TOTAL	6		6,528 SF		359 SF

WALKWAY	1	590 SF	590 SF
STAIRS	2	61 SF	122 SF

3RD FLOOR

PLAN TYPE	QUANTITY	UNIT SIZE	TOTAL	BALCONY SIZE	BALCONY TOTAL
PLAN 2	2	789 SF	1,578 SF	61 SF	121 SF
PLAN 4	2	1,170 SF	2,340 SF	59 SF	118 SF
PLAN 5	2	1,305 SF	2,610 SF	60 SF	120 SF
TOTAL	6		6,528 SF		359 SF

WALKWAY	1	590 SF	590 SF
STAIRS	2	61 SF	122 SF

BUILDING TOTAL

PLAN TYPE	QUANTITY	UNIT SIZE	TOTAL	BALCONY SIZE	BALCONY TOTAL
PLAN 2	6	789 SF	4,734 SF	61 SF	366 SF
PLAN 4	6	1,170 SF	7,020 SF	59 SF	354 SF
PLAN 5	4	1,305 SF	5,220 SF	60 SF	240 SF
TOTAL	16		16,974 SF		960 SF

WALKWAY		1,180 SF	
STAIRS		386 SF	
GARAGES		2,252 SF	



for:

Prairie View
 "A Community of Simple Living"

MURRIETA RD & DALE ST.
 PERRIS, CA 92571

REVISIONS

CONSTR.	
BID	
PLAN CHECK	2020-05-18
DRAWN	VM
JOB NO.	18-053
SHEET NAME	

PROPOSED
 BLDG TYPE "B"
 FLOOR PLAN
 2ND FLOOR
 SHEET NO.

A-4.2

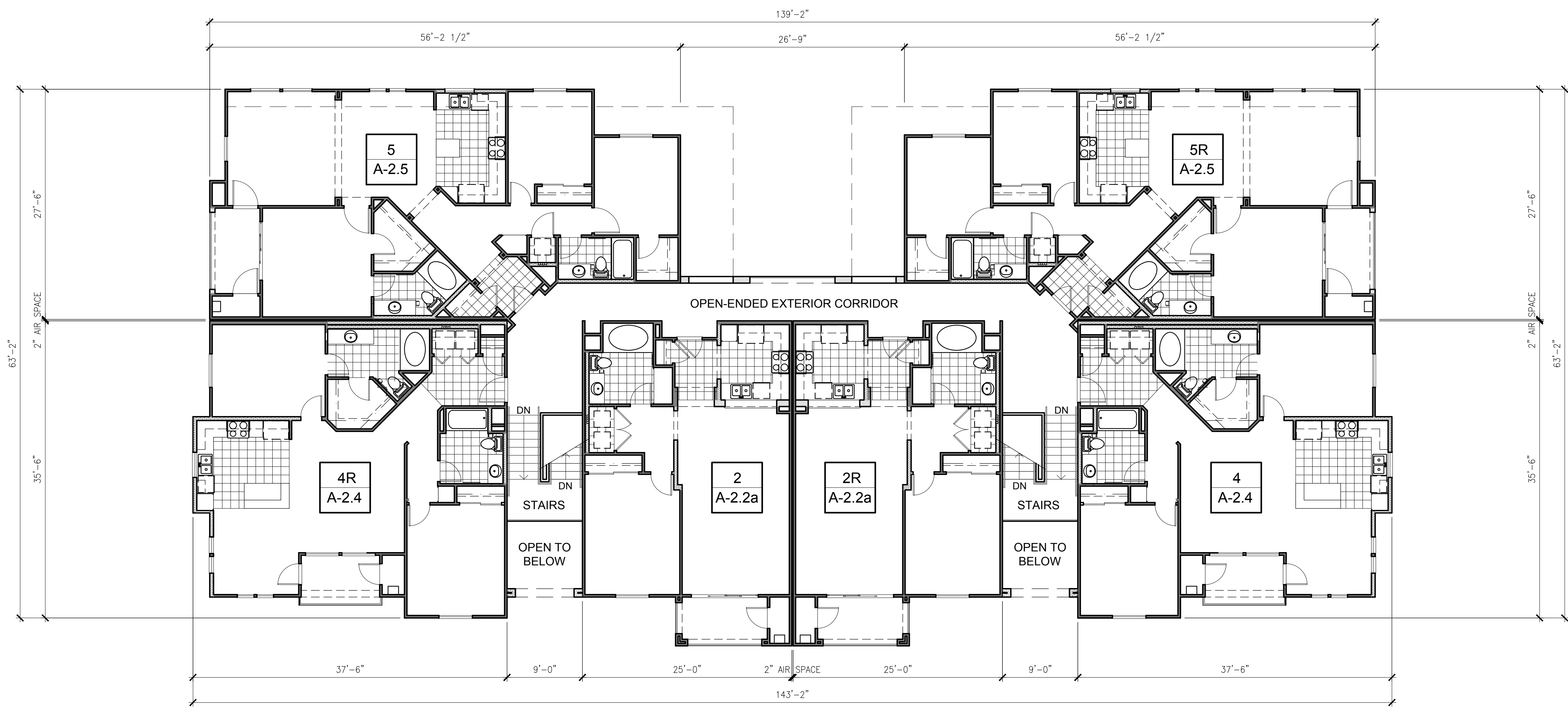
SHEET - OF -

LEGEND

2X4 WOOD STUDS @ 16" O.C.

2X6 WOOD STUDS @ 16" O.C. WITH
 R-13 INSULATION IN WALL

UNIT #, R=REVERSED, ALT=ALTERNATE
 A-# SHEET NUMBER



BUILDING TYPE B SUMMARY

1ST FLOOR

PLAN TYPE	QUANTITY	UNIT SIZE	TOTAL
PLAN 2	2	789 SF	1,578 SF
PLAN 4	2	1,170 SF	2,340 SF
TOTAL	4		3,918 SF

GARAGES	10		2,252 SF
STAIRS	2	71 SF	142 SF

2ND FLOOR

PLAN TYPE	QUANTITY	UNIT SIZE	TOTAL	BALCONY SIZE	BALCONY TOTAL
PLAN 2	2	789 SF	1,578 SF	61 SF	121 SF
PLAN 4	2	1,170 SF	2,340 SF	59 SF	118 SF
PLAN 5	2	1,305 SF	2,610 SF	60 SF	120 SF
TOTAL	6		6,528 SF		359 SF

WALKWAY	1	590 SF	590 SF
STAIRS	2	61 SF	122 SF

3RD FLOOR

PLAN TYPE	QUANTITY	UNIT SIZE	TOTAL	BALCONY SIZE	BALCONY TOTAL
PLAN 2	2	789 SF	1,578 SF	61 SF	121 SF
PLAN 4	2	1,170 SF	2,340 SF	59 SF	118 SF
PLAN 5	2	1,305 SF	2,610 SF	60 SF	120 SF
TOTAL	6		6,528 SF		359 SF

WALKWAY	1	590 SF	590 SF
STAIRS	2	61 SF	122 SF

BUILDING TOTAL

PLAN TYPE	QUANTITY	UNIT SIZE	TOTAL	BALCONY SIZE	BALCONY TOTAL
PLAN 2	6	789 SF	4,734 SF	61 SF	366 SF
PLAN 4	6	1,170 SF	7,020 SF	59 SF	354 SF
PLAN 5	4	1,305 SF	5,220 SF	60 SF	240 SF
TOTAL	16		16,974 SF		960 SF

WALKWAY			1,180 SF
STAIRS			386 SF
GARAGES			2,252 SF



for :

Prairie View
"A Community of Simple Living"
MURRIETA RD & DALE ST.
PERRIS, CA 92571

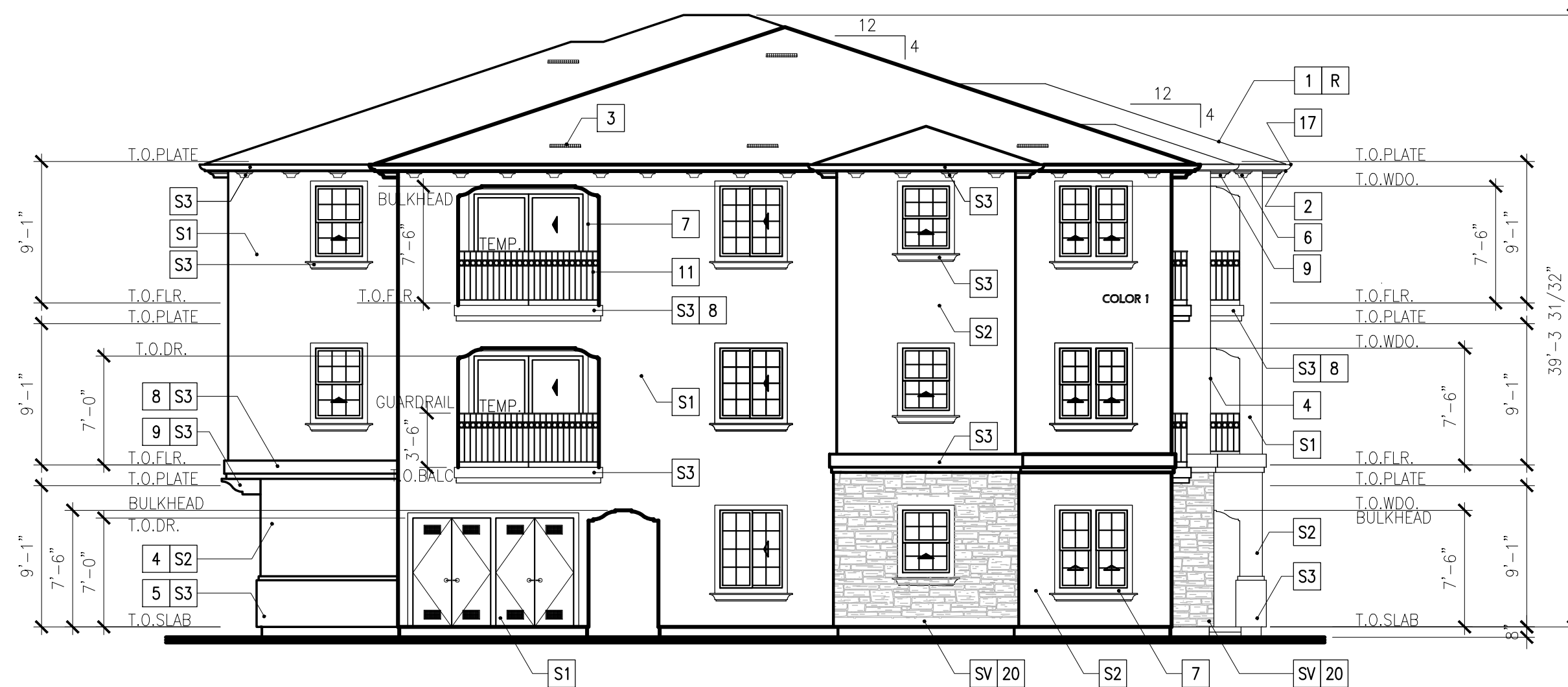
LEGEND

- 2x4 WOOD STUDS @ 16" O.C.
- 2x6 WOOD STUDS @ 16" O.C. WITH R-13 INSULATION IN WALL
- # UNIT #, R=REVERSED, ALT=ALTERNATE
- A-# SHEET NUMBER

REVISIONS

CONSTR.	
BID	
PLAN CHECK	2020-05-18
DRAWN	VM
JOB NO.	18-053
SHEET NAME	

PROPOSED
BLDG TYPE "B"
FLOOR PLAN
3RD FLOOR
SHEET NO.



BUILDING TYPE "B" - SIDE ELEVATION SCALE: 1/8"=1'-0" 1



BUILDING TYPE "B" - FRONT VIEW SCALE: 1/8"=1'-0" 2

KEY NOTES

- 1 "S" SHAPED CONCRETE ROOF TILES
- 2 2X6 SEL. STR. RE/S FASCIA W/ PAINTED G.I. GUTTER
- 3 O'HAGIN "S" STYLE G.I. METAL DORMER VENT - PAINT TO MATCH ROOF COLOR
- 4 EXTERIOR CEMENT PLASTER WITH GALVANIZED IRON WEEP SCREED - TYPICAL AT ALL SLAB EDGE CONDITIONS
- 5 EXTERIOR CEMENT PLASTER BUILT-UP WAINSCOT BASE AS SHOWN & DETAILED
- 6 EXTERIOR CEMENT SOFFIT WITH K-LATH AS SHOWN AND DETAILED
- 7 2# PREFABRICATED SHAPED FOAM PLASTIC TRIM SURROUND AT DOORS & WINDOWS AS SHOWN AND DETAILED
- 8 2# PREFABRICATED SHAPED FOAM PLASTIC TRIM AS DETAILED
- 9 2# PREFABRICATED SHAPED FOAM PLASTIC CORBELS AS DETAILED
- 10 48" WIDE SHAPED FOAM PLASTIC ARABESQUE
- 11 42" HIGH W.I. GUARDRAIL AS DETAILED
- 12 ROLL-UP GARAGE DOOR
- 13 14"x6" GALVANIZED IRON GARAGE VENT AT MAXIMUM +6" ABOVE SLAB (5 TOTAL)
- 14 CONCRETE STOOP - SEE FLOOR PLANS
- 15 35" HIGH HANDRAIL
- 16 ILLUMINATED BLDG. ADDRESS NUMBERS. NUMBERS SHALL CONTRAST WITH THE BACKGROUND, BE ARABIC, OR ALPHABETICAL LETTERS AND BE A MIN. OF 4" HIGH WITH A MAXIMUM STROKE OF 1/2"
- 17 G.I. GUTTER & DOWNSPOUT - SEE ROOF PLAN
- 18 CERAMIC TILE
- 19 35" HIGH HANDRAIL - SEE STAIR PLANS
- 20 STAIR TREADS AND RISERS - SEE STAIR PLANS
- 21 SIMULATED STONE VENEER
- 22 G.I. SCUPPER

FINISH LEGEND

- S1 DUNN EDWARDS DE6157 BISIQUE TAN
- S2 DUNN EDWARDS DE6173 PAPER SACK
- S3 DUNN EDWARDS DEW340 WHISPER
- SV CORONADO OLD COUNTRY LEDGE HURON
- R EAGLE TILE BLEND 3645/SMC8820



for:

Prairie View
 "A Community of Simple Living"

MURRIETA RD & DALE ST.
 PERRIS, CA 92571

REVISIONS

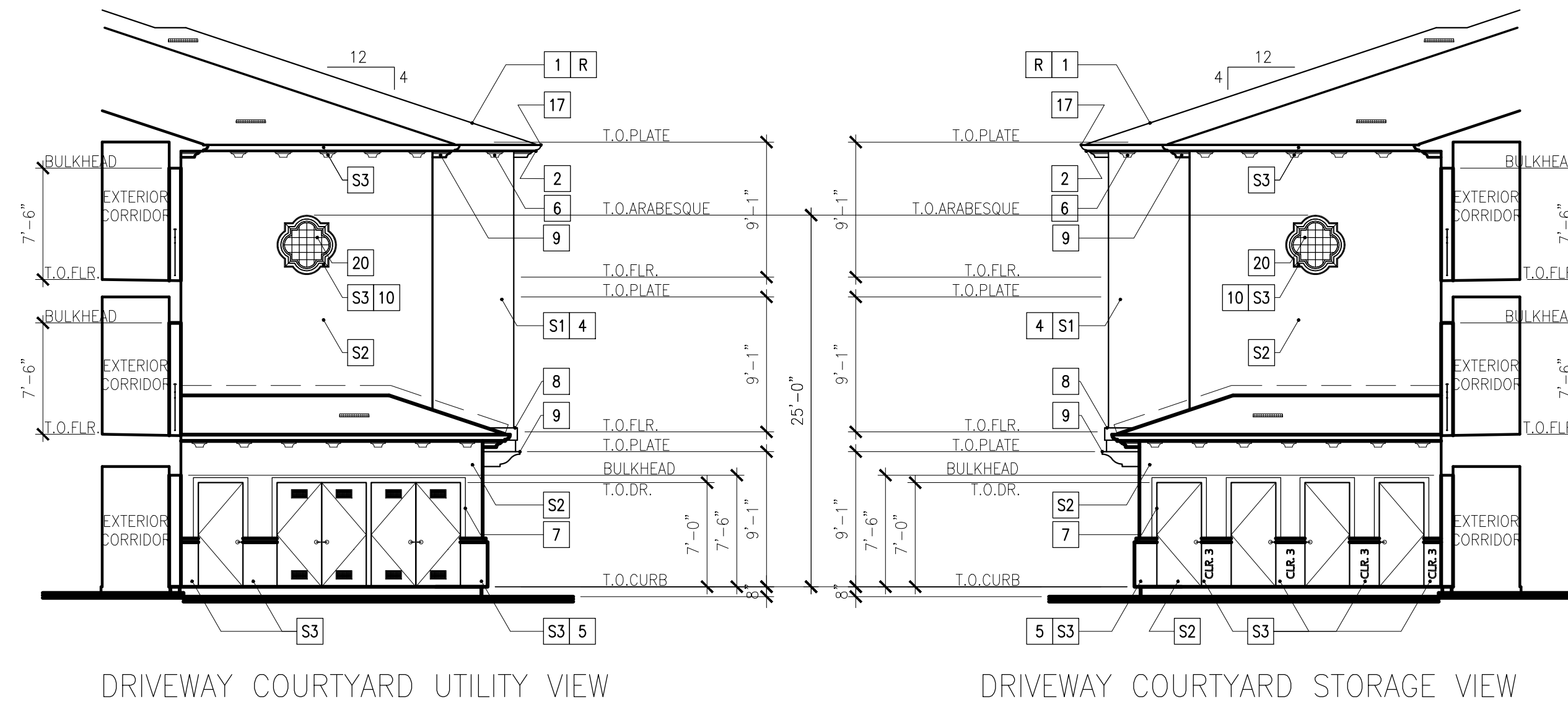
CONSTR.	
BID	
PLAN CHECK	2020-05-18
DRAWN	VM
JOB NO.	18-053
SHEET NAME	

PROPOSED
 BLDG TYPE "B"
 EXTERIOR ELEVATIONS

SHEET NO.

A4.6

SHEET - OF -

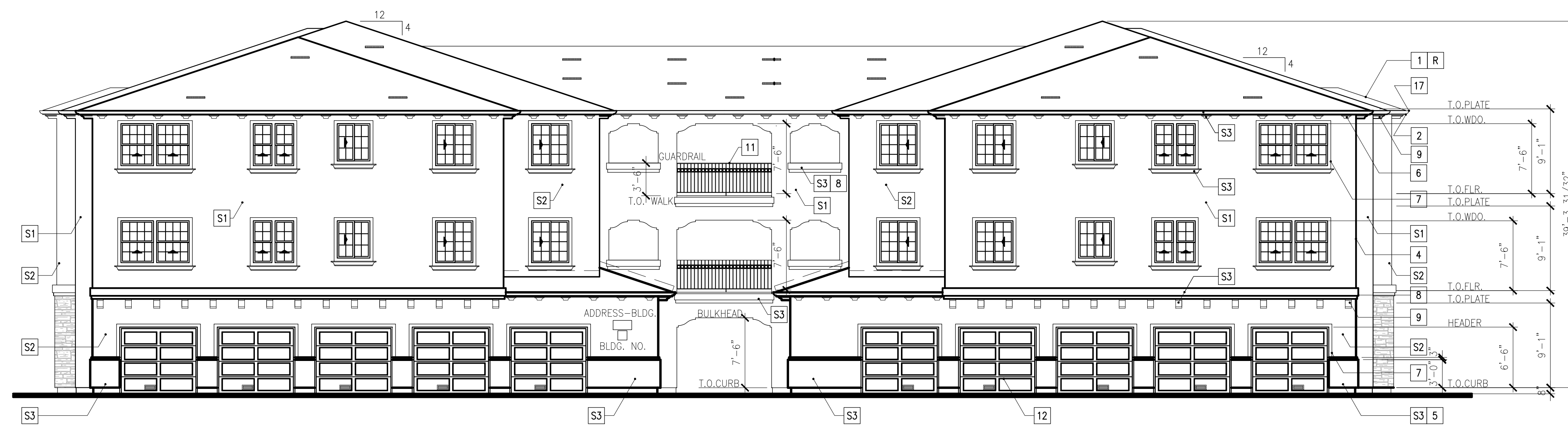


DRIVEWAY COURTYARD UTILITY VIEW

DRIVEWAY COURTYARD STORAGE VIEW

BUILDING TYPE "B" - DRIVEWAY COURTYARD UTILITY & STORAGE VIEW

SCALE: 1/8"=1'-0" 1



BUILDING TYPE "B" - DRIVEWAY VIEW

SCALE: 1/8"=1'-0" 2

KEY NOTES

- 1 "S" SHAPED CONCRETE ROOF TILES
- 2 2X6 SEL. STR. RE/S FASCIA W/ PAINTED G.I. GUTTER
- 3 O'HAGIN "S" STYLE G.I. METAL DORMER VENT - PAINT TO MATCH ROOF COLOR
- 4 EXTERIOR CEMENT PLASTER WITH GALVANIZED IRON WEEP SCREED - TYPICAL AT ALL SLAB EDGE CONDITIONS
- 5 EXTERIOR CEMENT PLASTER BUILT-UP WAINSCOT BASE AS SHOWN & DETAILED
- 6 EXTERIOR CEMENT SOFFIT WITH K-LATH AS SHOWN AND DETAILED
- 7 2# PREFABRICATED SHAPED FOAM PLASTIC TRIM SURROUND AT DOORS & WINDOWS AS SHOWN AND DETAILED
- 8 2# PREFABRICATED SHAPED FOAM PLASTIC TRIM AS DETAILED
- 9 2# PREFABRICATED SHAPED FOAM PLASTIC CORBELS AS DETAILED
- 10 48" WIDE SHAPED FOAM PLASTIC ARABESQUE
- 11 42" HIGH W.I. GUARDRAIL AS DETAILED
- 12 ROLL-UP GARAGE DOOR
- 13 14"x6" GALVANIZED IRON GARAGE VENT AT MAXIMUM +6" ABOVE SLAB (5 TOTAL)
- 14 CONCRETE STOOP - SEE FLOOR PLANS
- 15 35" HIGH HANDRAIL
- 16 ILLUMINATED BLDG. ADDRESS NUMBERS. NUMBERS SHALL CONTRAST WITH THE BACKGROUND, BE ARABIC, OR ALPHABETICAL LETTERS AND BE A MIN. OF 4" HIGH WITH A MAXIMUM STROKE OF 1/2"
- 17 G.I. GUTTER & DOWNSPOUT - SEE ROOF PLAN
- 18 CERAMIC TILE
- 19 35" HIGH HANDRAIL - SEE STAIR PLANS
- 20 STAIR TREADS AND RISERS - SEE STAIR PLANS
- 21 SIMULATED STONE VENEER
- 22 G.I. SCUPPER

FINISH LEGEND

- S1 DUNN EDWARDS DE6157 BISIQUE TAN
- S2 DUNN EDWARDS DE6173 PAPER SACK
- S3 DUNN EDWARDS DEW340 WHISPER
- SV CORONADO OLD COUNTRY LEDGE HURON
- R EAGLE TILE BLEND 3645/SMC8820



for:

Prairie View
 "A Community of Simple Living"

MURRIETA RD & DALE ST.
 PERRIS, CA 92571

REVISIONS

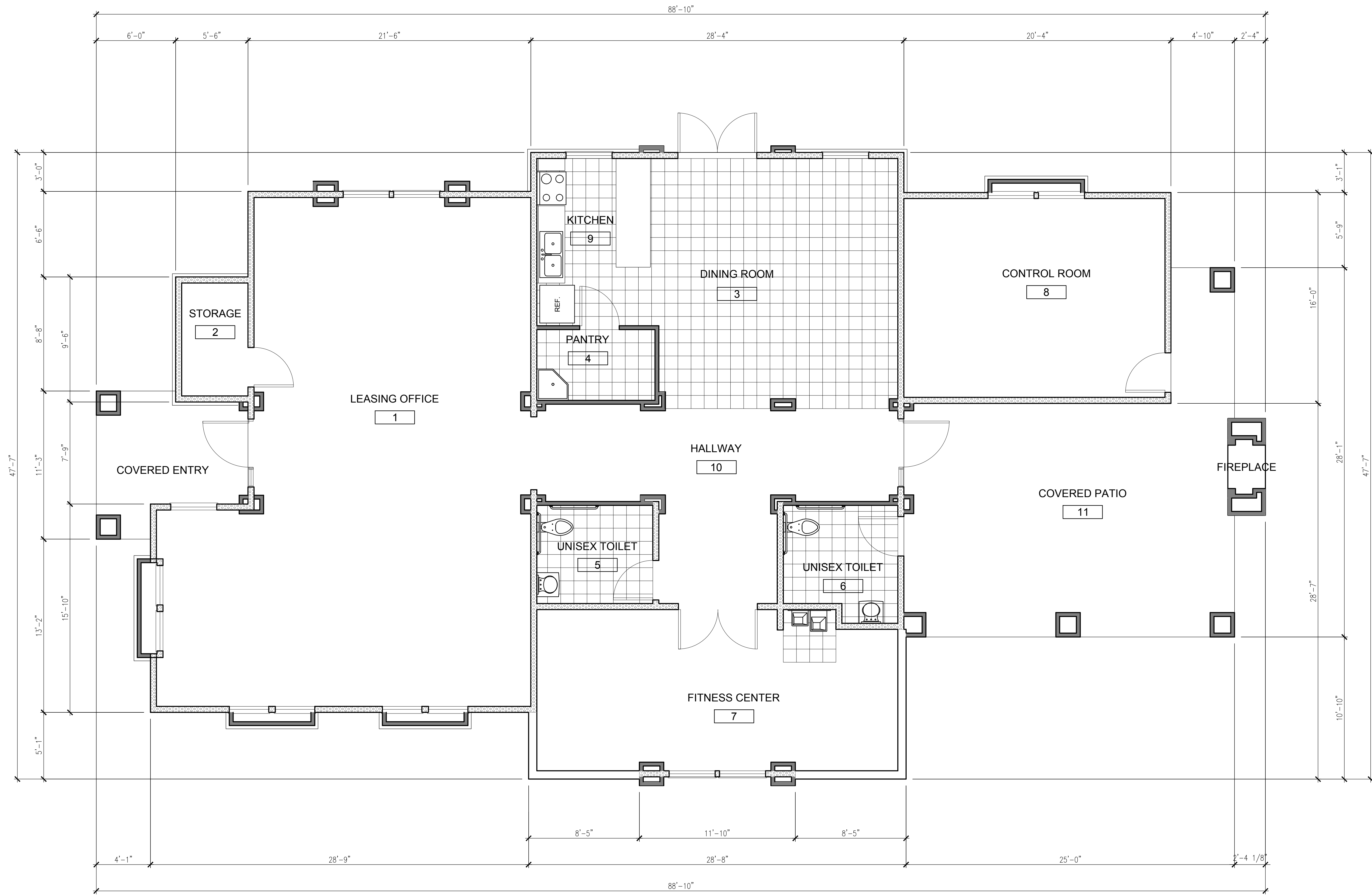
CONSTR.	
BID	
PLAN CHECK	2020-05-18
DRAWN	VM
JOB NO.	18-053
SHEET NAME	

PROPOSED
 BLDG TYPE "B"
 EXTERIOR ELEVATIONS

SHEET NO.

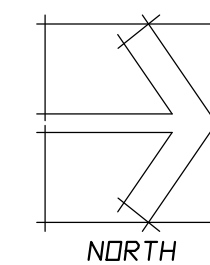
A4.7

SHEET - OF -



WALL LEGEND

- 2X4 WOOD STUDS @ 16" O.C.
- 2X6 WOOD STUDS @ 16" O.C. WITH R-13 INSULATION IN WALL



for :

Prairie View
 "A Community of Simple Living"
 MURRIETA RD & DALE ST.
 PERRIS, CA 92571

REVISIONS	
CONSTR.	
BID	
PLAN CHECK	2020-05-18
DRAWN	VM
JOB NO.	18-053
SHEET NAME	BUILDING TYPE - C CLUBHOUSE FLOOR PLAN

SHEET NO. **A5.1**
 SHEET - OF -



KEY NOTES

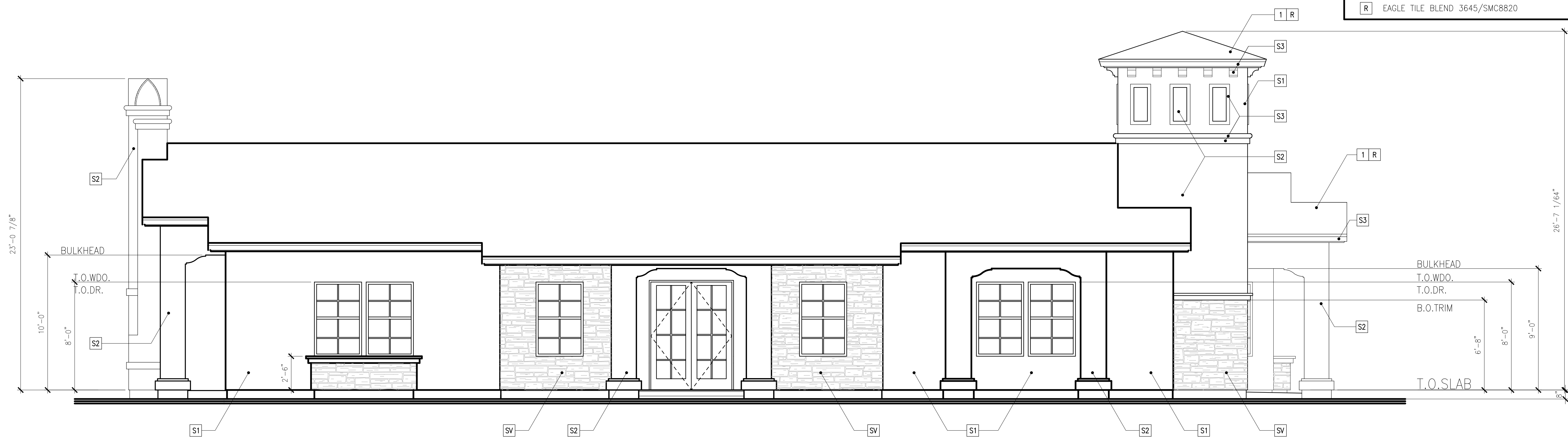
- 1 "S" SHAPED CONCRETE ROOF TILES
- 2 2X6 SEL. STR. RE/S FASCIA W/ PAINTED G.I. GUTTER
- 3 O'HAGIN "S" STYLE G.I. METAL DORMER VENT - PAINT TO MATCH ROOF COLOR
- 4 EXTERIOR CEMENT PLASTER WITH GALVANIZED IRON WEEP SCREED - TYPICAL AT ALL SLAB EDGE CONDITIONS
- 5 EXTERIOR CEMENT PLASTER BUILT-UP WAINSCOT BASE AS SHOWN & DETAILED
- 6 EXTERIOR CEMENT SOFFIT WITH K-LATH AS SHOWN AND DETAILED
- 7 2# PREFABRICATED SHAPED FOAM PLASTIC TRIM SURROUND AT DOORS & WINDOWS AS SHOWN AND DETAILED
- 8 2# PREFABRICATED SHAPED FOAM PLASTIC TRIM AS DETAILED
- 9 2# PREFABRICATED SHAPED FOAM PLASTIC CORBELS AS DETAILED
- 10 48" WIDE SHAPED FOAM PLASTIC ARABESQUE
- 11 42" HIGH W.I. GUARDRAIL AS DETAILED
- 12 ROLL-UP GARAGE DOOR
- 13 14"x6" GALVANIZED IRON GARAGE VENT AT MAXIMUM +6" ABOVE SLAB (5 TOTAL)
- 14 CONCRETE STOOP - SEE FLOOR PLANS
- 15 35" HIGH HANDRAIL
- 16 ILLUMINATED BLDG. ADDRESS NUMBERS. NUMBERS SHALL CONTRAST WITH THE BACKGROUND, BE ARABIC, OR ALPHABETICAL LETTERS AND BE A MIN. OF 4" HIGH WITH A MAXIMUM STROKE OF 1/2"
- 17 G.I. GUTTER & DOWNSPOUT - SEE ROOF PLAN
- 18 CERAMIC TILE
- 19 35" HIGH HANDRAIL - SEE STAIR PLANS
- 20 STAIR TREADS AND RISERS - SEE STAIR PLANS
- 21 SIMULATED STONE VENEER
- 22 G.I. SCUPPER

BUILDING TYPE C - FRONT ENTRY/STREET VIEW (SOUTH)

SCALE: 1/4"=1'-0" 1

FINISH LEGEND

- S1 DUNN EDWARDS DE6157 BISIQUE TAN
- S2 DUNN EDWARDS DE6173 PAPER SACK
- S3 DUNN EDWARDS DEW340 WHISPER
- SV CORONADO OLD COUNTRY LEDGE HURON
- R EAGLE TILE BLEND 3645/SMC8820



BUILDING TYPE C - DRIVEWAY VIEW (WEST)

SCALE: 1/4"=1'-0" 2



for:

Prairie View
 "A Community of Simple Living"

MURRIETA RD & DALE ST.
 PERRIS, CA 92571

REVISIONS

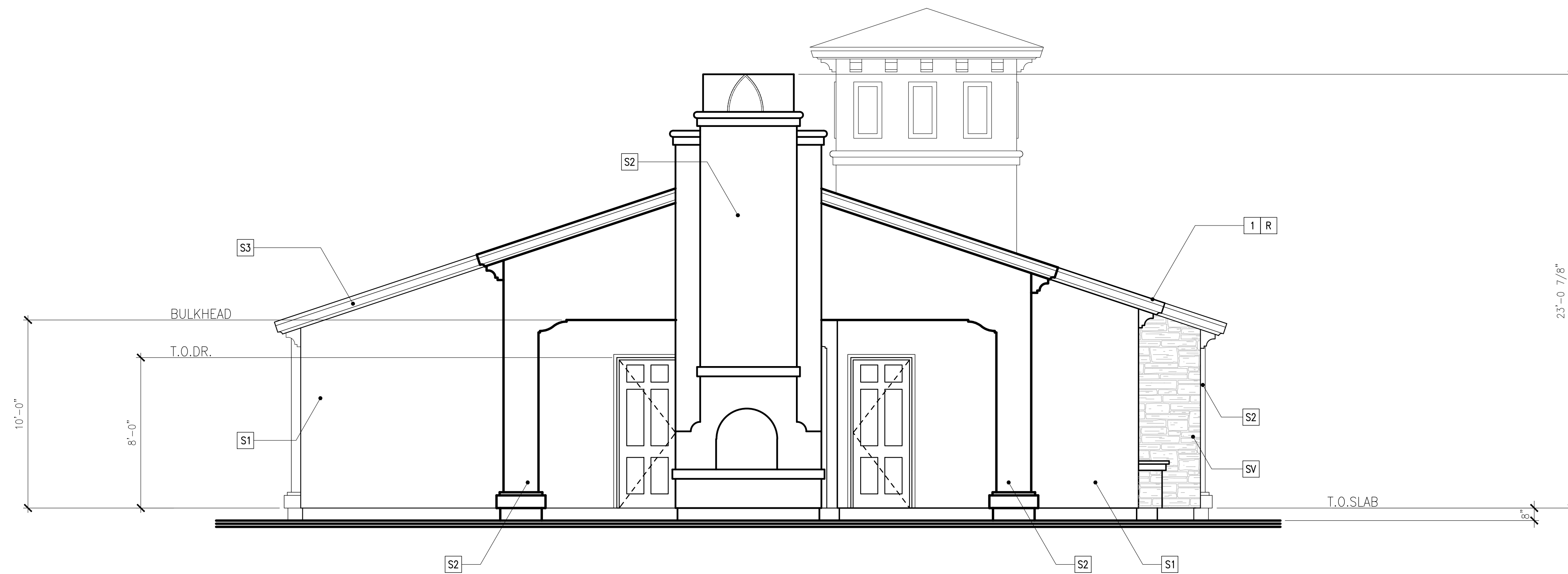
CONSTR.	BID	PLAN CHECK	2020-05-18
		DRAWN	VM
		JOB NO.	18-053
		SHEET NAME	

EXTERIOR ELEVATIONS

SHEET NO.

A5.6

SHEET - OF -



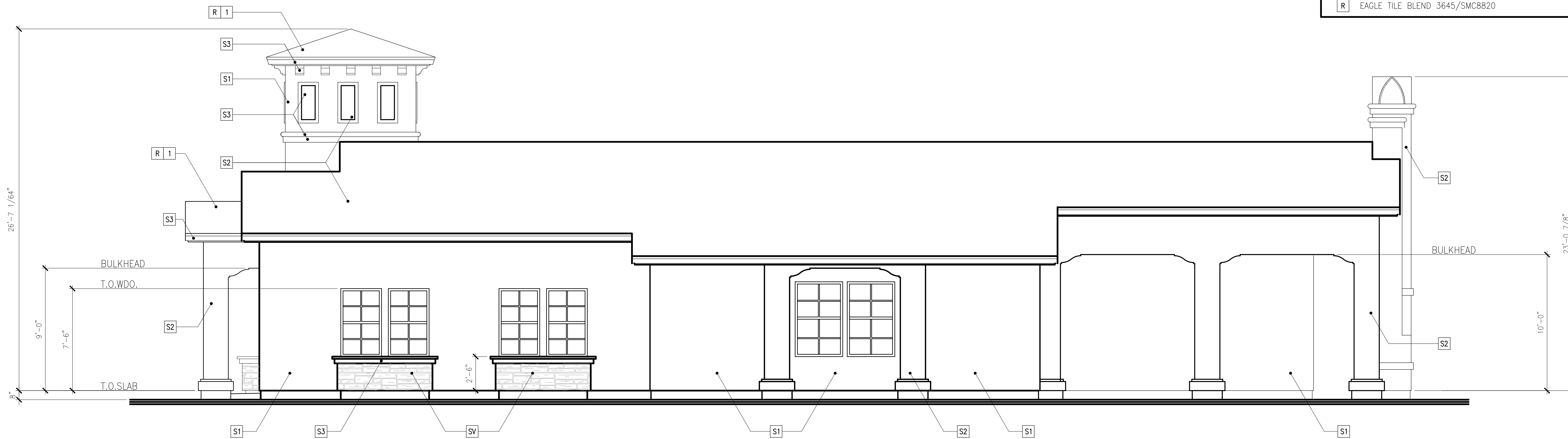
BUILDING TYPE C - POOL VIEW (NORTH) SCALE: 1/4"=1'-0" 3

KEY NOTES

- 1 "S" SHAPED CONCRETE ROOF TILES
- 2 2X6 SEL. STR. RE/S FASCIA W/ PAINTED G.I. GUTTER
- 3 O'HAGIN "S" STYLE G.I. METAL DORMER VENT - PAINT TO MATCH ROOF COLOR
- 4 EXTERIOR CEMENT PLASTER WITH GALVANIZED IRON WEEP SCREED - TYPICAL AT ALL SLAB EDGE CONDITIONS
- 5 EXTERIOR CEMENT PLASTER BUILT-UP WAINSCOT BASE AS SHOWN & DETAILED
- 6 EXTERIOR CEMENT SOFFIT WITH K-LATH AS SHOWN AND DETAILED
- 7 2# PREFABRICATED SHAPED FOAM PLASTIC TRIM SURROUND AT DOORS & WINDOWS AS SHOWN AND DETAILED
- 8 2# PREFABRICATED SHAPED FOAM PLASTIC TRIM AS DETAILED
- 9 2# PREFABRICATED SHAPED FOAM PLASTIC CORBELS AS DETAILED
- 10 48" WIDE SHAPED FOAM PLASTIC ARABESQUE
- 11 42" HIGH W.I. GUARDRAIL AS DETAILED
- 12 ROLL-UP GARAGE DOOR
- 13 14"x6" GALVANIZED IRON GARAGE VENT AT MAXIMUM +6" ABOVE SLAB (5 TOTAL)
- 14 CONCRETE STOOP - SEE FLOOR PLANS
- 15 35" HIGH HANDRAIL
- 16 ILLUMINATED BLDG. ADDRESS NUMBERS. NUMBERS SHALL CONTRAST WITH THE BACKGROUND, BE ARABIC, OR ALPHABETICAL LETTERS AND BE A MIN. OF 4" HIGH WITH A MAXIMUM STROKE OF 1/2"
- 17 G.I. GUTTER & DOWNSPOUT - SEE ROOF PLAN
- 18 CERAMIC TILE
- 19 35" HIGH HANDRAIL - SEE STAIR PLANS
- 20 STAIR TREADS AND RISERS - SEE STAIR PLANS
- 21 SIMULATED STONE VENEER
- 22 G.I. SCUPPER

FINISH LEGEND

- S1 DUNN EDWARDS DE6157 BISIQUE TAN
- S2 DUNN EDWARDS DE6173 PAPER SACK
- S3 DUNN EDWARDS DEW340 WHISPER
- SV CORONADO OLD COUNTRY LEDGE HURON
- R EAGLE TILE BLEND 3645/SMC8820



BUILDING TYPE C - APARTMENT VIEW (EAST) SCALE: 1/4"=1'-0" 4

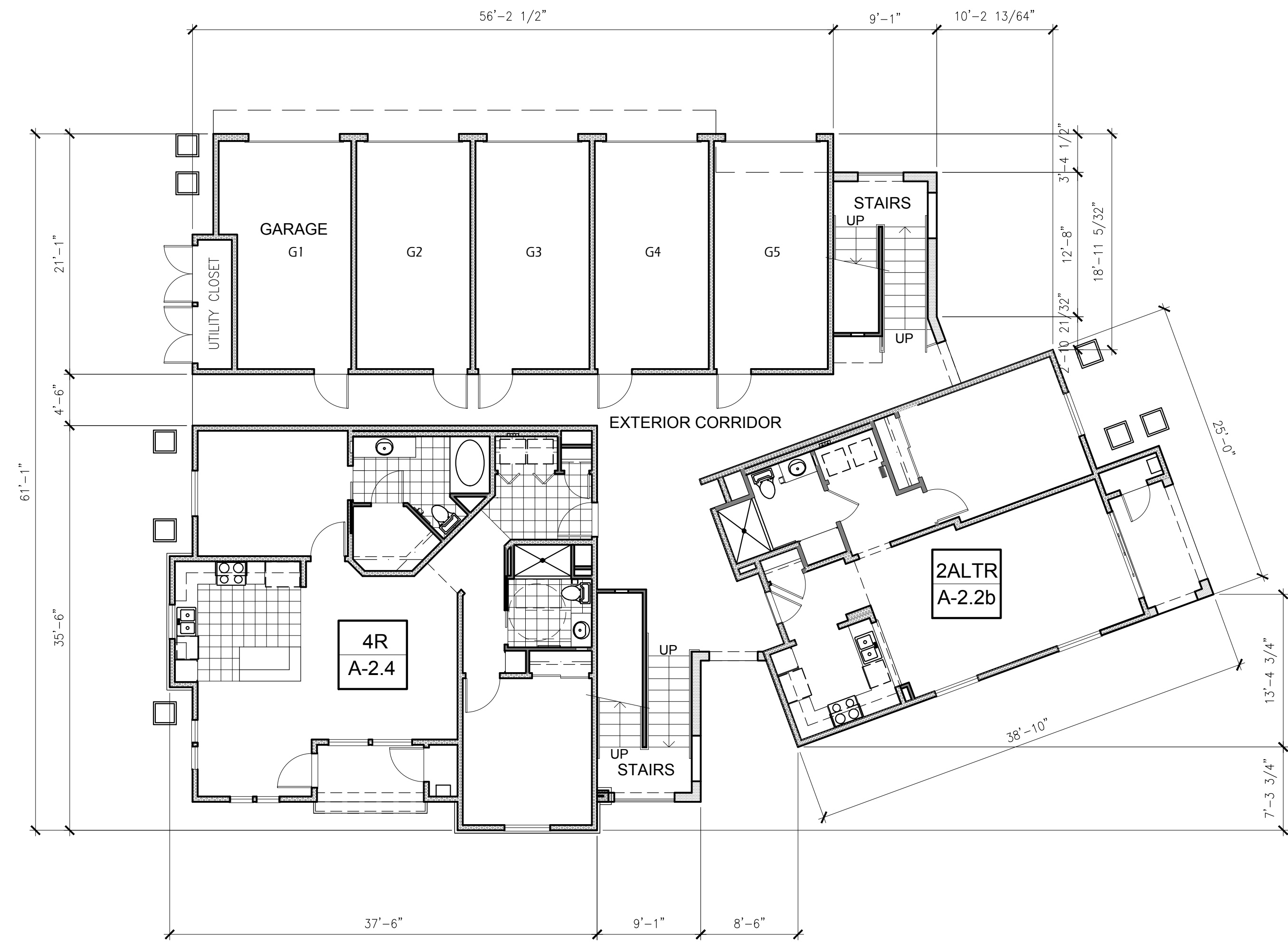


for:

Prairie View
 "A Community of Simple Living"
 MURRIETA RD & DALE ST.
 PERRIS, CA 92571

REVISIONS	
CONSTR.	
BID	
PLAN CHECK	2020-05-18
DRAWN	VM
JOB NO.	18-053
SHEET NAME	EXTERIOR ELEVATIONS

SHEET NO. A5.7
 SHEET - OF -



BUILDING TYPE D SUMMARY

1ST FLOOR

PLAN TYPE	QUANTITY	UNIT SIZE	TOTAL
PLAN 2	1	789 SF	789 SF
PLAN 4	1	1,170 SF	1,170 SF
TOTAL	2		1,959 SF

GARAGES	5		1,169 SF
STAIR 1	1		135 SF
STAIR 2	1		140 SF

2ND FLOOR

PLAN TYPE	QUANTITY	UNIT SIZE	TOTAL	BALCONY SIZE	BALCONY TOTAL
PLAN 2	1	789 SF	789 SF	61 SF	61 SF
PLAN 4	1	1,170 SF	1,170 SF	59 SF	59 SF
PLAN 5	1	1,305 SF	1,305 SF	60 SF	60 SF
TOTAL	3		3,264 SF		180 SF

WALKWAY	1	425 SF	425 SF
STAIR 1	1		135 SF
STAIR 2	1		140 SF

3RD FLOOR

PLAN TYPE	QUANTITY	UNIT SIZE	TOTAL	BALCONY SIZE	BALCONY TOTAL
PLAN 2	1	789 SF	789 SF	61 SF	61 SF
PLAN 4	1	1,170 SF	1,170 SF	59 SF	59 SF
PLAN 5	1	1,305 SF	1,305 SF	60 SF	60 SF
TOTAL	3		3,264 SF		180 SF

WALKWAY	1	425 SF	425 SF
---------	---	--------	--------

BUILDING TOTAL

PLAN TYPE	QUANTITY	UNIT SIZE	TOTAL	BALCONY SIZE	BALCONY TOTAL
PLAN 2	3	789 SF	2,367 SF	61 SF	183 SF
PLAN 4	3	1,170 SF	3,510 SF	59 SF	177 SF
PLAN 5	2	1,305 SF	2,610 SF	60 SF	120 SF
TOTAL	8		8,487 SF		480 SF

WALKWAY		850 SF	
STAIRS		550 SF	
GARAGES		1,169 SF	



for:

Prairie View
 "A Community of Simple Living"

MURRIETA RD & DALE ST.
 PERRIS, CA 92571

LEGEND

2X4 WOOD STUDS @ 16" O.C.

2X6 WOOD STUDS @ 16" O.C. WITH R-13 INSULATION IN WALL

UNIT #, R=REVERSED, ALT=ALTERNATE
 A-# SHEET NUMBER

REVISIONS

CONSTR.

BID

PLAN CHECK 2020-05-18

DRAWN VM

JOB NO. 18-053

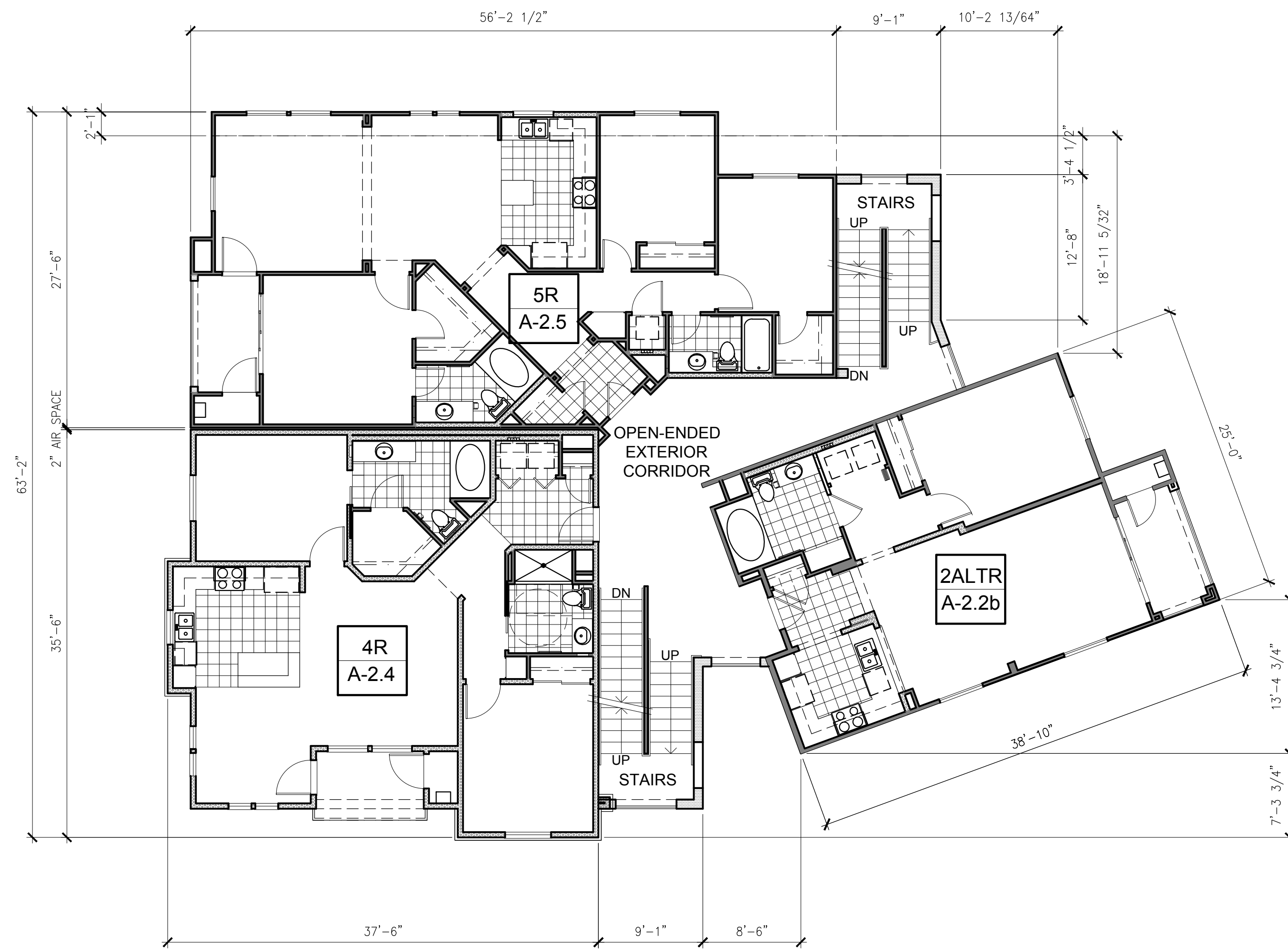
SHEET NAME

PROPOSED BLDG TYPE "D" FLOOR PLAN 1ST FLOOR

SHEET NO.

A-6.1

SHEET - OF -



BUILDING TYPE A SUMMARY

1ST FLOOR

PLAN TYPE	QUANTITY	UNIT SIZE	TOTAL
PLAN 2	1	789 SF	789 SF
PLAN 4	1	1,170 SF	1,170 SF
TOTAL	2		1,959 SF

GARAGES	5		1,169 SF
STAIR 1	1		135 SF
STAIR 2	1		140 SF

2ND FLOOR

PLAN TYPE	QUANTITY	UNIT SIZE	TOTAL	BALCONY SIZE	BALCONY TOTAL
PLAN 2	1	789 SF	789 SF	61 SF	61 SF
PLAN 4	1	1,170 SF	1,170 SF	59 SF	59 SF
PLAN 5	1	1,305 SF	1,305 SF	60 SF	60 SF
TOTAL	3		3,264 SF		180 SF

WALKWAY	1	425 SF	425 SF
STAIR 1	1		135 SF
STAIR 2	1		140 SF

3RD FLOOR

PLAN TYPE	QUANTITY	UNIT SIZE	TOTAL	BALCONY SIZE	BALCONY TOTAL
PLAN 2	1	789 SF	789 SF	61 SF	61 SF
PLAN 4	1	1,170 SF	1,170 SF	59 SF	59 SF
PLAN 5	1	1,305 SF	1,305 SF	60 SF	60 SF
TOTAL	3		3,264 SF		180 SF

WALKWAY	1	425 SF	425 SF
---------	---	--------	--------

BUILDING TOTAL

PLAN TYPE	QUANTITY	UNIT SIZE	TOTAL	BALCONY SIZE	BALCONY TOTAL
PLAN 2	3	789 SF	2,367 SF	61 SF	183 SF
PLAN 4	3	1,170 SF	3,510 SF	59 SF	177 SF
PLAN 5	2	1,305 SF	2,610 SF	60 SF	120 SF
TOTAL	8		8,487 SF		480 SF

WALKWAY		850 SF	
---------	--	--------	--

STAIRS		550 SF	
--------	--	--------	--

GARAGES		1,169 SF	
---------	--	----------	--



for:

Prairie View
 "A Community of Simple Living"

MURRIETA RD & DALE ST.
 PERRIS, CA 92571

LEGEND

2x4 WOOD STUDS @ 16" O.C.

2x6 WOOD STUDS @ 16" O.C. WITH R-13 INSULATION IN WALL

UNIT #, R=REVERSED, ALT=ALTERNATE
 A-# SHEET NUMBER

REVISIONS

CONSTR.

BID

PLAN CHECK 2020-05-18

DRAWN VM

JOB NO. 18-053

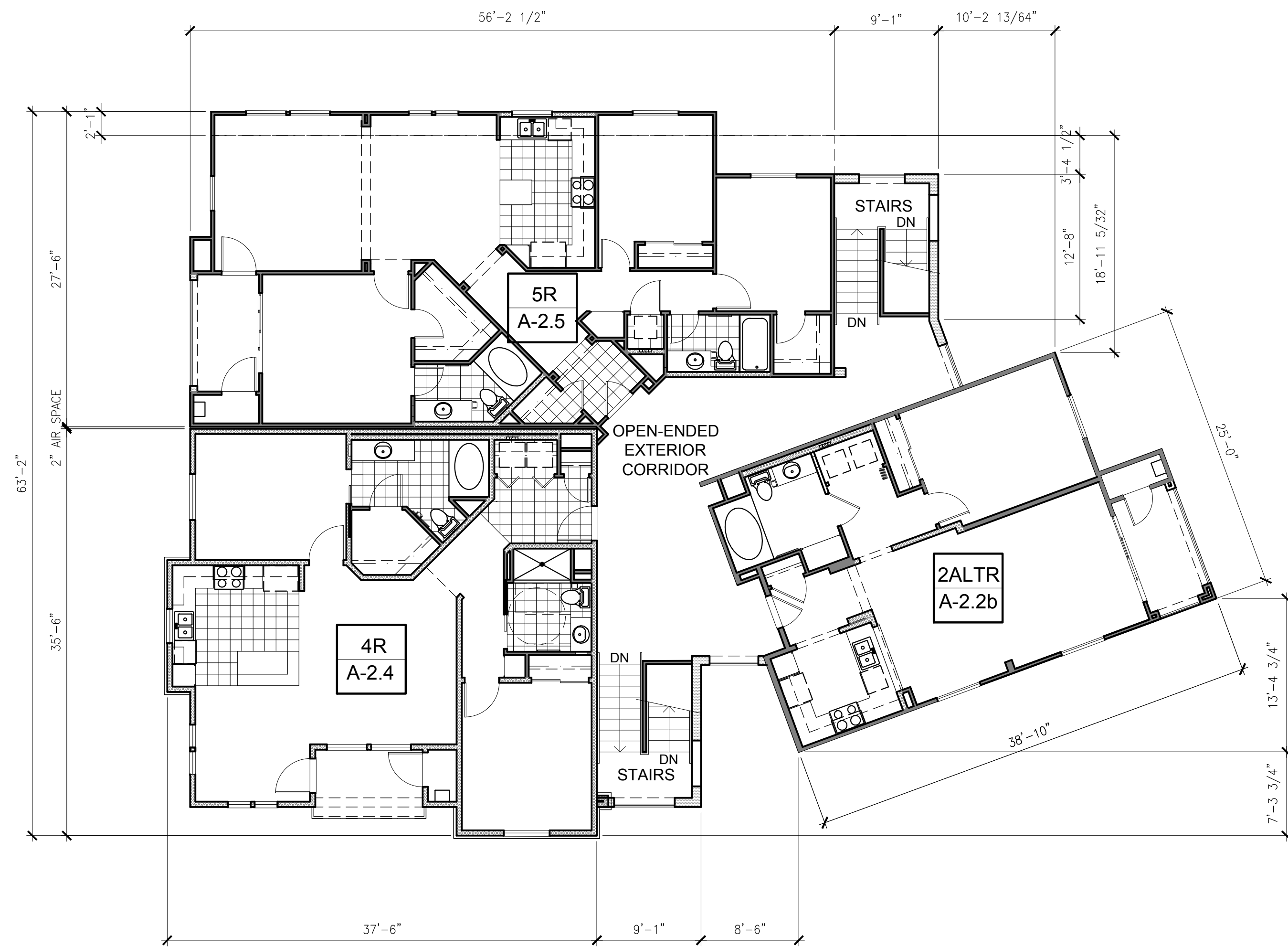
SHEET NAME

PROPOSED BLDG TYPE "D" FLOOR PLAN 2ND FLOOR

SHEET NO.

A-6.2

SHEET - OF -



BUILDING TYPE A SUMMARY

1ST FLOOR

PLAN TYPE	QUANTITY	UNIT SIZE	TOTAL
PLAN 2	1	789 SF	789 SF
PLAN 4	1	1,170 SF	1,170 SF
TOTAL	2		1,959 SF

GARAGES	5		1,169 SF
STAIR 1	1		135 SF
STAIR 2	1		140 SF

2ND FLOOR

PLAN TYPE	QUANTITY	UNIT SIZE	TOTAL	BALCONY SIZE	BALCONY TOTAL
PLAN 2	1	789 SF	789 SF	61 SF	61 SF
PLAN 4	1	1,170 SF	1,170 SF	59 SF	59 SF
PLAN 5	1	1,305 SF	1,305 SF	60 SF	60 SF
TOTAL	3		3,264 SF		180 SF

WALKWAY	1	425 SF	425 SF
STAIR 1	1		135 SF
STAIR 2	1		140 SF

3RD FLOOR

PLAN TYPE	QUANTITY	UNIT SIZE	TOTAL	BALCONY SIZE	BALCONY TOTAL
PLAN 2	1	789 SF	789 SF	61 SF	61 SF
PLAN 4	1	1,170 SF	1,170 SF	59 SF	59 SF
PLAN 5	1	1,305 SF	1,305 SF	60 SF	60 SF
TOTAL	3		3,264 SF		180 SF

WALKWAY	1	425 SF	425 SF
---------	---	--------	--------

BUILDING TOTAL

PLAN TYPE	QUANTITY	UNIT SIZE	TOTAL	BALCONY SIZE	BALCONY TOTAL
PLAN 2	3	789 SF	2,367 SF	61 SF	183 SF
PLAN 4	3	1,170 SF	3,510 SF	59 SF	177 SF
PLAN 5	2	1,305 SF	2,610 SF	60 SF	120 SF
TOTAL	8		8,487 SF		480 SF

WALKWAY		850 SF	
---------	--	--------	--

STAIRS		550 SF	
--------	--	--------	--

GARAGES		1,169 SF	
---------	--	----------	--



for:

Prairie View
"A Community of Simple Living"

MURRIETA RD & DALE ST.
PERRIS, CA 92571

LEGEND

2X4 WOOD STUDS @ 16" O.C.

2X6 WOOD STUDS @ 16" O.C. WITH R-13 INSULATION IN WALL

UNIT #, R=REVERSED, ALT=ALTERNATE
A-# SHEET NUMBER

REVISIONS

CONSTR.

BID

PLAN CHECK 2020-05-18

DRAWN VM

JOB NO. 18-053

SHEET NAME

PROPOSED
BLDG TYPE "D"
FLOOR PLAN
3RD FLOOR

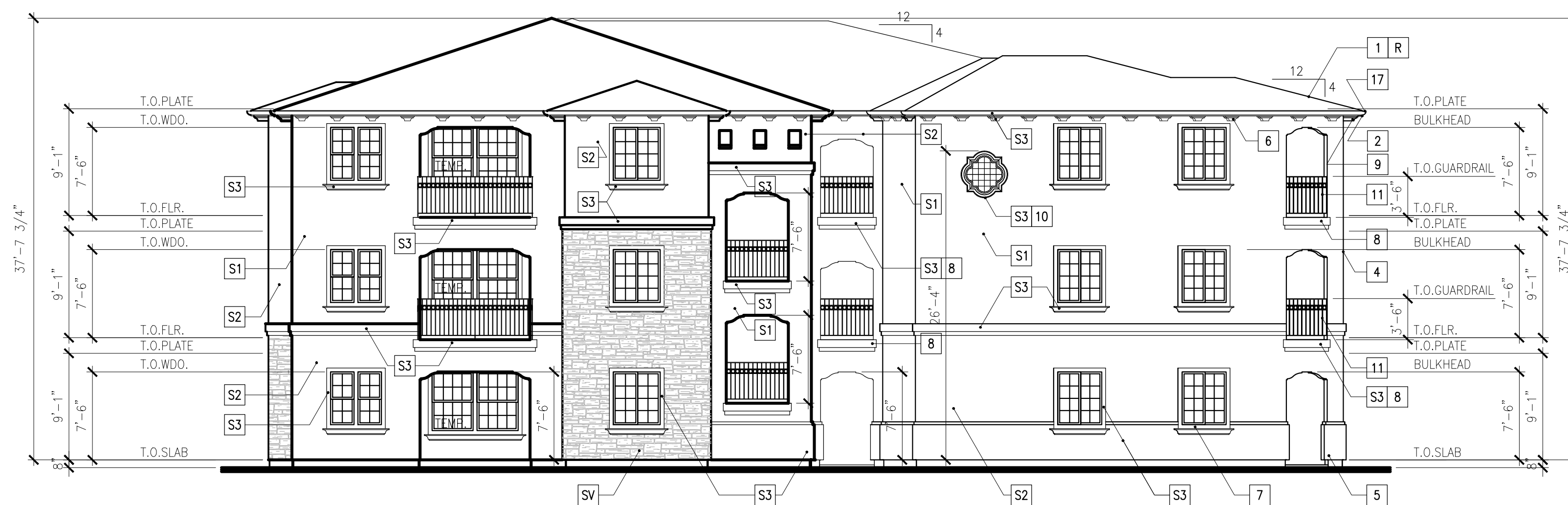
SHEET NO.

A-6.3

SHEET - OF -



BUILDING TYPE "D" - LEFT SIDE VIEW SCALE: 1/8"=1'-0" 1



BUILDING TYPE "D" - FRONT VIEW SCALE: 1/8"=1'-0" 2

KEY NOTES

- 1 "S" SHAPED CONCRETE ROOF TILES
- 2 2X6 SEL. STR. RE/S FASCIA W/ PAINTED G.I. GUTTER
- 3 O'HAGIN "S" STYLE G.I. METAL DORMER VENT - PAINT TO MATCH ROOF COLOR
- 4 EXTERIOR CEMENT PLASTER WITH GALVANIZED IRON WEEP SCREED - TYPICAL AT ALL SLAB EDGE CONDITIONS
- 5 EXTERIOR CEMENT PLASTER BUILT-UP WAINSCOT BASE AS SHOWN & DETAILED
- 6 EXTERIOR CEMENT SOFFIT WITH K-LATH AS SHOWN AND DETAILED
- 7 2# PREFABRICATED SHAPED FOAM PLASTIC TRIM SURROUND AT DOORS & WINDOWS AS SHOWN AND DETAILED
- 8 2# PREFABRICATED SHAPED FOAM PLASTIC TRIM AS DETAILED
- 9 2# PREFABRICATED SHAPED FOAM PLASTIC CORBELS AS DETAILED
- 10 48" WIDE SHAPED FOAM PLASTIC ARABESQUE
- 11 42" HIGH W.I. GUARDRAIL AS DETAILED
- 12 ROLL-UP GARAGE DOOR
- 13 14"x6" GALVANIZED IRON GARAGE VENT AT MAXIMUM +6" ABOVE SLAB (5 TOTAL)
- 14 CONCRETE STOOP - SEE FLOOR PLANS
- 15 35" HIGH HANDRAIL
- 16 ILLUMINATED BLDG. ADDRESS NUMBERS. NUMBERS SHALL CONTRAST WITH THE BACKGROUND, BE ARABIC, OR ALPHABETICAL LETTERS AND BE A MIN. OF 4" HIGH WITH A MAXIMUM STROKE OF 1/2"
- 17 G.I. GUTTER & DOWNSPOUT - SEE ROOF PLAN
- 18 CERAMIC TILE
- 19 35" HIGH HANDRAIL - SEE STAIR PLANS
- 20 STAIR TREADS AND RISERS - SEE STAIR PLANS
- 21 SIMULATED STONE VENEER
- 22 G.I. SCUPPER

FINISH LEGEND

- S1 DUNN EDWARDS DE6157 BISIQUE TAN
- S2 DUNN EDWARDS DE6173 PAPER SACK
- S3 DUNN EDWARDS DEW340 WHISPER
- SV CORONADO OLD COUNTRY LEDGE HURON
- R EAGLE TILE BLEND 3645/SMC8820



for:

Prairie View
 "A Community of Simple Living"

MURRIETA RD & DALE ST.
 PERRIS, CA 92571

REVISIONS

CONSTR.

BID

PLAN CHECK 2020-05-18

DRAWN VM

JOB NO. 18-053

SHEET NAME

**PROPOSED
 BLDG TYPE "D"
 EXTERIOR ELEVATIONS**

SHEET NO.

A6.6

SHEET - OF -



BUILDING TYPE "D" - LEFT SIDE VIEW SCALE: 1/8"=1'-0" 1



BUILDING TYPE "D" - DRIVEWAY SIDE VIEW SCALE: 1/8"=1'-0" 2

KEY NOTES

- 1 "S" SHAPED CONCRETE ROOF TILES
- 2 2X6 SEL. STR. RE/S FASCIA W/ PAINTED G.I. GUTTER
- 3 O'HAGIN "S" STYLE G.I. METAL DORMER VENT - PAINT TO MATCH ROOF COLOR
- 4 EXTERIOR CEMENT PLASTER WITH GALVANIZED IRON WEEP SCREED - TYPICAL AT ALL SLAB EDGE CONDITIONS
- 5 EXTERIOR CEMENT PLASTER BUILT-UP WAINSCOT BASE AS SHOWN & DETAILED
- 6 EXTERIOR CEMENT SOFFIT WITH K-LATH AS SHOWN AND DETAILED
- 7 2# PREFABRICATED SHAPED FOAM PLASTIC TRIM SURROUND AT DOORS & WINDOWS AS SHOWN AND DETAILED
- 8 2# PREFABRICATED SHAPED FOAM PLASTIC TRIM AS DETAILED
- 9 2# PREFABRICATED SHAPED FOAM PLASTIC CORBELS AS DETAILED
- 10 48" WIDE SHAPED FOAM PLASTIC ARABESQUE
- 11 42" HIGH W.I. GUARDRAIL AS DETAILED
- 12 ROLL-UP GARAGE DOOR
- 13 14"x6" GALVANIZED IRON GARAGE VENT AT MAXIMUM +6" ABOVE SLAB (5 TOTAL)
- 14 CONCRETE STOOP - SEE FLOOR PLANS
- 15 35" HIGH HANDRAIL
- 16 ILLUMINATED BLDG. ADDRESS NUMBERS. NUMBERS SHALL CONTRAST WITH THE BACKGROUND, BE ARABIC, OR ALPHABETICAL LETTERS AND BE A MIN. OF 4" HIGH WITH A MAXIMUM STROKE OF 1/2"
- 17 G.I. GUTTER & DOWNSPOUT - SEE ROOF PLAN
- 18 CERAMIC TILE
- 19 35" HIGH HANDRAIL - SEE STAIR PLANS
- 20 STAIR TREADS AND RISERS - SEE STAIR PLANS
- 21 SIMULATED STONE VENEER
- 22 G.I. SCUPPER

FINISH LEGEND

- S1 DUNN EDWARDS DE6157 BISIQUE TAN
- S2 DUNN EDWARDS DE6173 PAPER SACK
- S3 DUNN EDWARDS DEW340 WHISPER
- S4 CORONADO OLD COUNTRY LEDGE HURON
- R EAGLE TILE BLEND 3645/SMC8820



for:

Prairie View
 "A Community of Simple Living"

MURRIETA RD & DALE ST.
 PERRIS, CA 92571

REVISIONS	
CONSTR.	
BID	
PLAN CHECK	2020-05-18
DRAWN	VM
JOB NO.	18-053
SHEET NAME	
PROPOSED BLDG TYPE "D" EXTERIOR ELEVATIONS	
SHEET NO.	
A6.7	
SHEET	OF

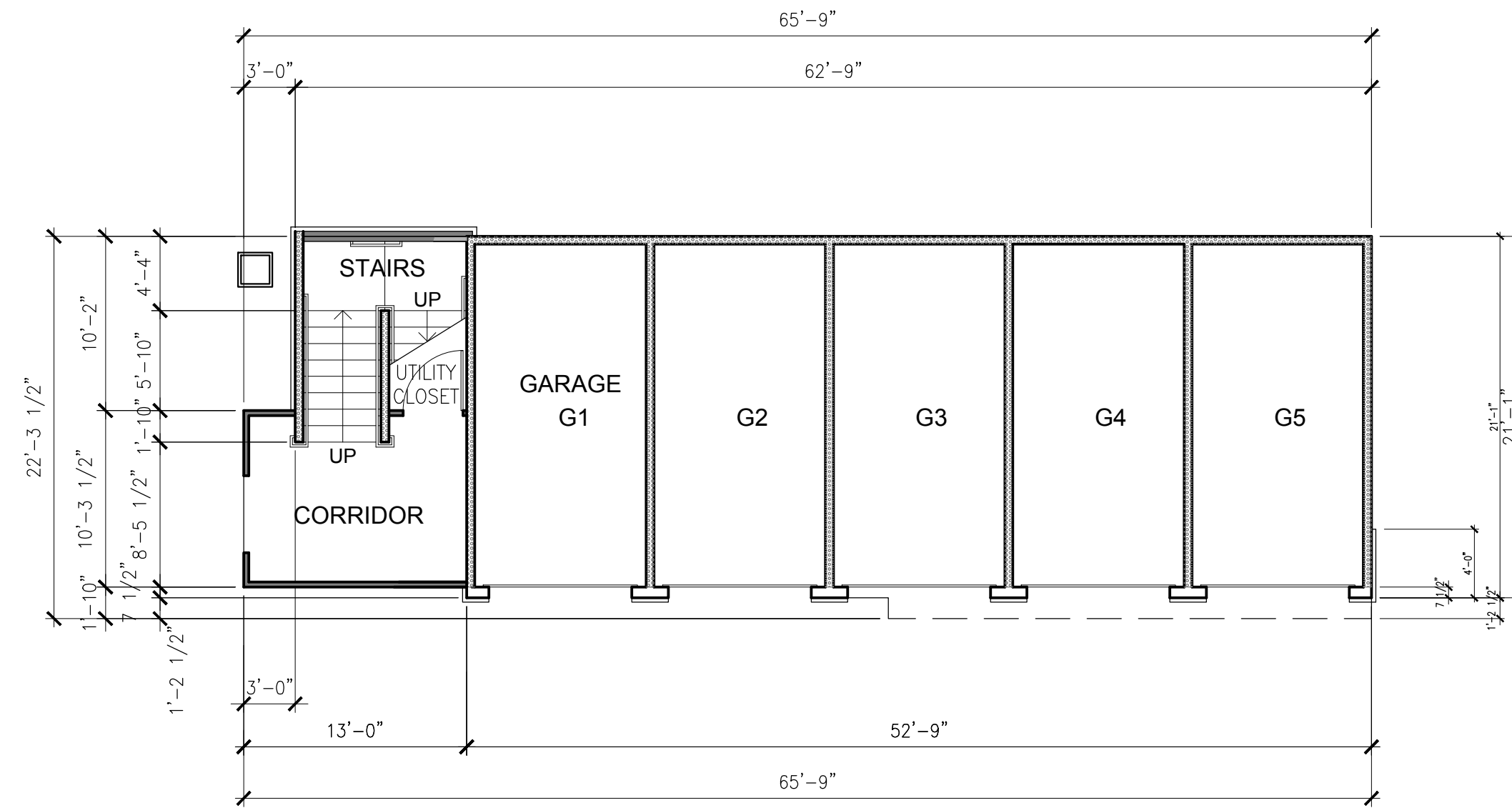
BUILDING TYPE E1 SUMMARY

1ST FLOOR

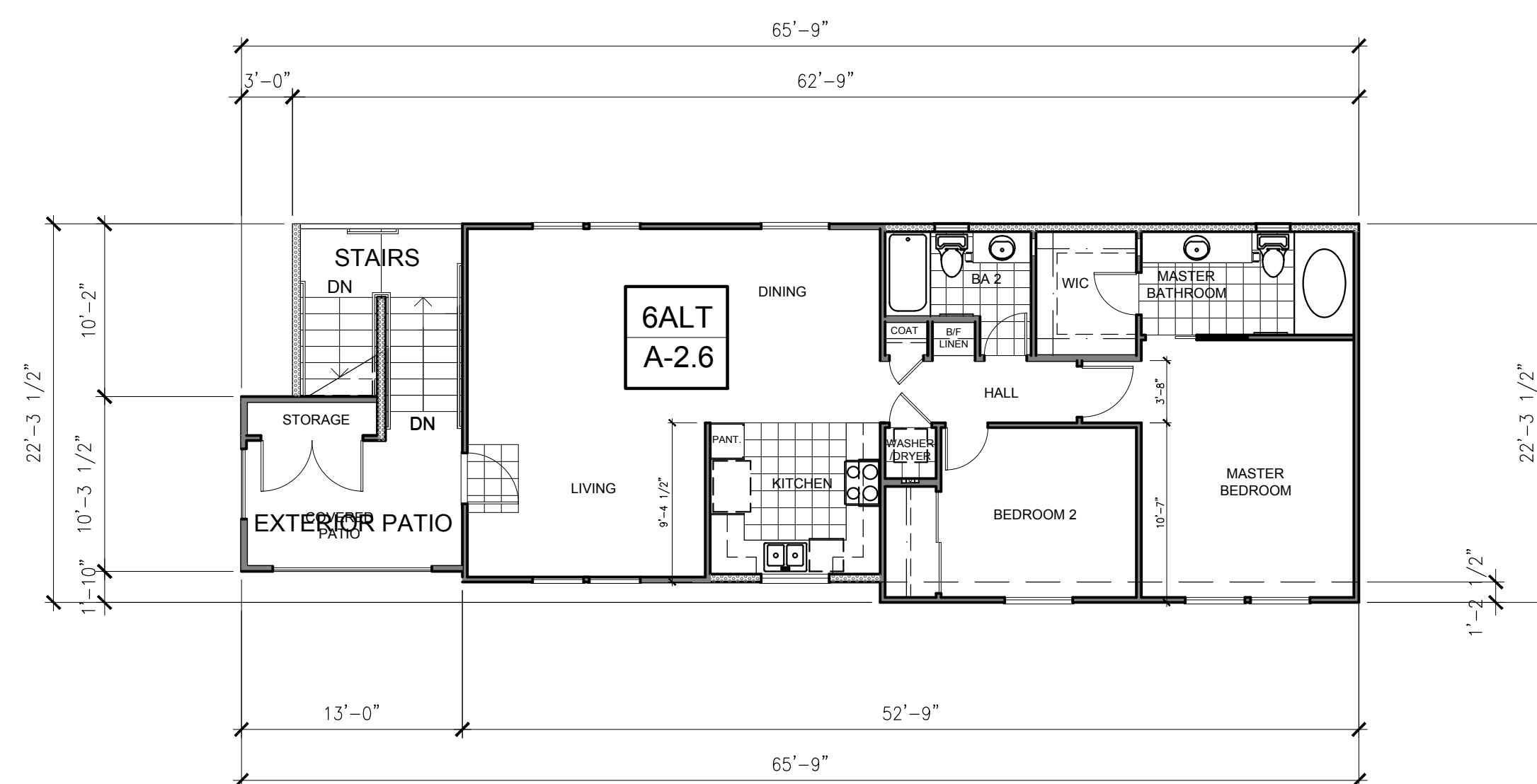
GARAGES	10	2,252 SF
STAIRS	2	35 SF

2ND FLOOR

PLAN TYPE	QUANTITY	UNIT SIZE	TOTAL	BALCONY SIZE	BALCONY TOTAL
PLAN 6	2	1,084 SF	2,168 SF	92 SF	184 SF



BUILDING TYPE "E" FLOOR PLAN - 1ST FLOOR SCALE: 1/8"=1'-0" 1



BUILDING TYPE "E" FLOOR PLAN - 2ND FLOOR SCALE: 1/8"=1'-0" 2

LEGEND

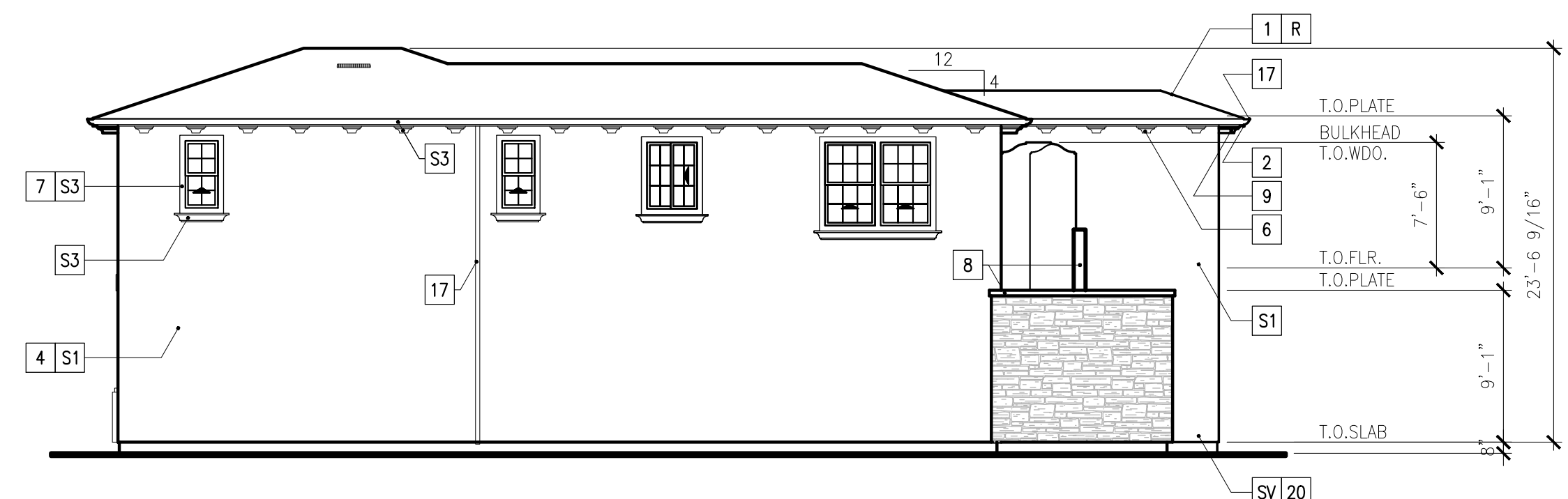
- 2X4 WOOD STUDS @ 16" O.C.
- 2X6 WOOD STUDS @ 16" O.C. WITH R-13 INSULATION IN WALL
- # — UNIT #, R=REVERSED, ALT=ALTERNATE
A-# — SHEET NUMBER



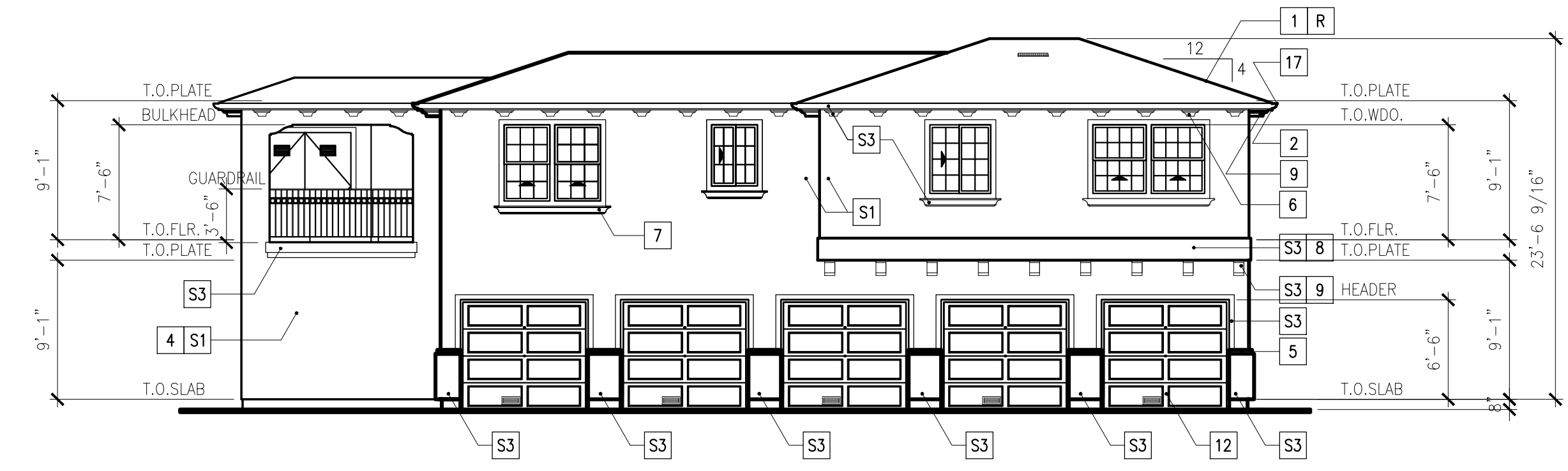
for:

Prairie View
 "A Community of Simple Living"
 MURRIETA RD & DALE ST.
 PERRIS, CA 92571

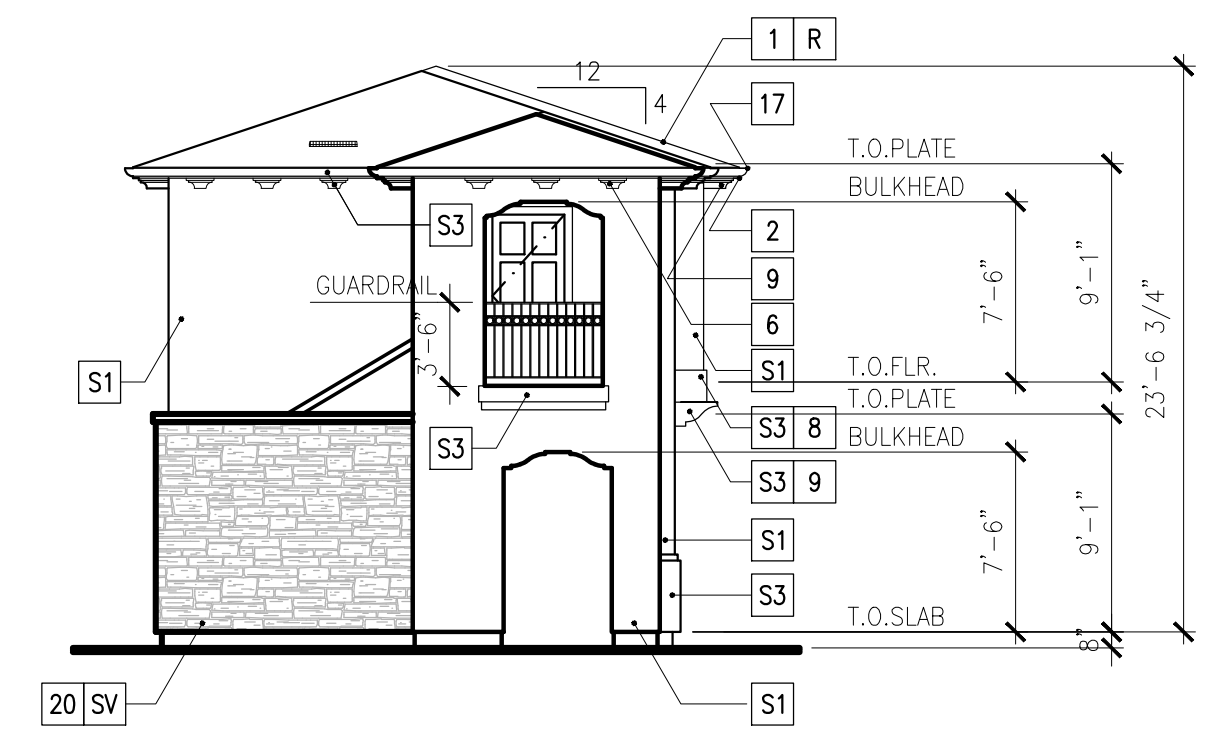
REVISIONS	
CONSTR.	
BID	
PLAN CHECK	2020-05-18
DRAWN	VM
JOB NO.	18-053
SHEET NAME	
PROPOSED BLDG TYPE "E" FLOOR PLAN 1ST & 2ND FLOOR	
SHEET NO.	A-7.1
SHEET	- OF -



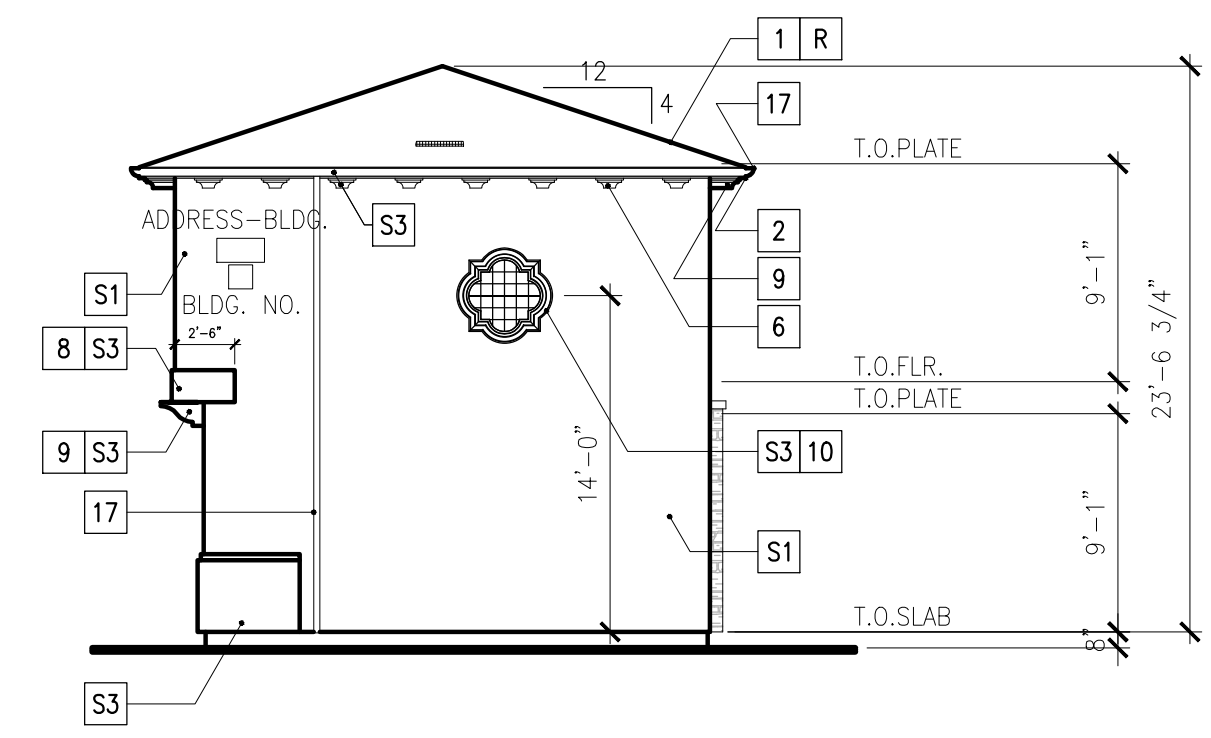
BUILDING TYPE "E" - ENTRY DRIVEWAY VIEW SCALE: 1/8"=1'-0" 1



BUILDING TYPE "E" - DRIVEWAY VIEW SCALE: 1/8"=1'-0" 2



BUILDING TYPE "E" - STREET VIEW SCALE: 1/8"=1'-0" 4



BUILDING TYPE "E" - ENTRY SIDE VIEW SCALE: 1/8"=1'-0" 3

KEY NOTES

- 1 "S" SHAPED CONCRETE ROOF TILES
- 2 2X6 SEL. STR. RE/S FASCIA W/ PAINTED G.I. GUTTER
- 3 O'HAGIN "S" STYLE G.I. METAL DORMER VENT - PAINT TO MATCH ROOF COLOR
- 4 EXTERIOR CEMENT PLASTER WITH GALVANIZED IRON WEEP SCREED - TYPICAL AT ALL SLAB EDGE CONDITIONS
- 5 EXTERIOR CEMENT PLASTER BUILT-UP WAINSCOT BASE AS SHOWN & DETAILED
- 6 EXTERIOR CEMENT SOFFIT WITH K-LATH AS SHOWN AND DETAILED
- 7 2# PREFABRICATED SHAPED FOAM PLASTIC TRIM SURROUND AT DOORS & WINDOWS AS SHOWN AND DETAILED
- 8 2# PREFABRICATED SHAPED FOAM PLASTIC TRIM AS DETAILED
- 9 2# PREFABRICATED SHAPED FOAM PLASTIC CORBELS AS DETAILED
- 10 48" WIDE SHAPED FOAM PLASTIC ARABESQUE
- 11 42" HIGH W.I. GUARDRAIL AS DETAILED
- 12 ROLL-UP GARAGE DOOR
- 13 14"x6" GALVANIZED IRON GARAGE VENT AT MAXIMUM +6" ABOVE SLAB (5 TOTAL)
- 14 CONCRETE STOOP - SEE FLOOR PLANS
- 15 35" HIGH HANDRAIL
- 16 ILLUMINATED BLDG. ADDRESS NUMBERS. NUMBERS SHALL CONTRAST WITH THE BACKGROUND, BE ARABIC, OR ALPHABETICAL LETTERS AND BE A MIN. OF 4" HIGH WITH A MAXIMUM STROKE OF 1/2"
- 17 G.I. GUTTER & DOWNSPOUT - SEE ROOF PLAN
- 18 CERAMIC TILE
- 19 35" HIGH HANDRAIL - SEE STAIR PLANS
- 20 STAIR TREADS AND RISERS - SEE STAIR PLANS
- 21 SIMULATED STONE VENEER
- 22 G.I. SCUPPER

FINISH LEGEND

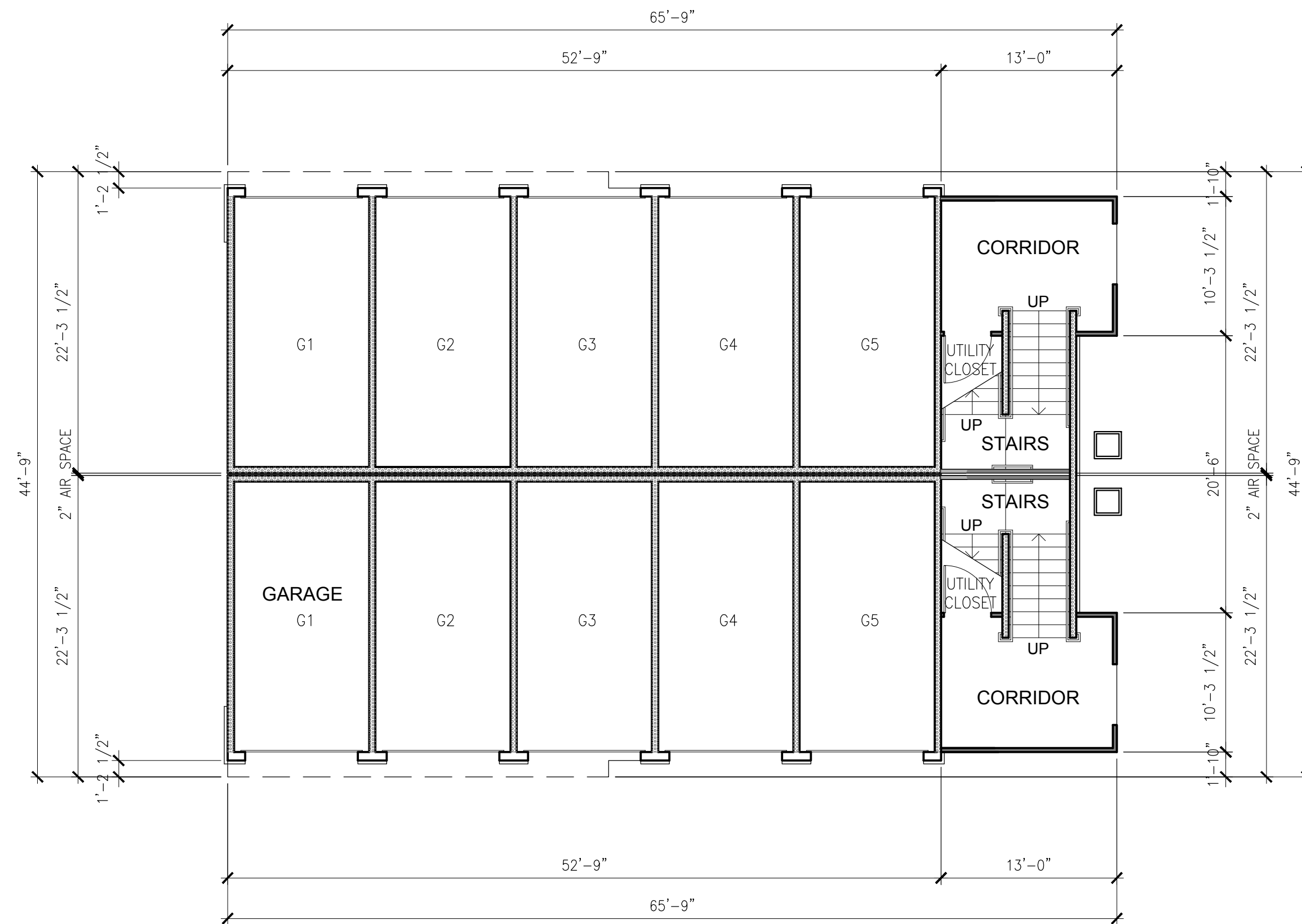
- S1 DUNN EDWARDS DE6157 BISIQUE TAN
- S2 DUNN EDWARDS DE6173 PAPER SACK
- S3 DUNN EDWARDS DEW340 WHISPER
- SV CORONADO OLD COUNTRY LEDGE HURON
- R EAGLE TILE BLEND 3645/SMC8820



for:

Prairie View
 "A Community of Simple Living"
 MURRIETA RD & DALE ST.
 PERRIS, CA 92571

REVISIONS	
CONSTR.	
BID	
PLAN CHECK	2020-05-18
DRAWN	VM
JOB NO.	18-053
SHEET NAME	
PROPOSED BLDG TYPE "E" EXTERIOR ELEVATIONS	
SHEET NO.	
A7.3	
SHEET	OF



BUILDING TYPE E1 SUMMARY

1ST FLOOR

GARAGES	10	2,252 SF
STAIRS	2	35 SF

2ND FLOOR

PLAN TYPE	QUANTITY	UNIT SIZE	TOTAL	BALCONY SIZE	BALCONY TOTAL
PLAN 6	2	1,084 SF	2,168 SF	92 SF	184 SF

BUILDING TYPE "F" FLOOR PLAN - 1ST FLOOR SCALE: 1/8"=1'-0" 1



BUILDING TYPE "F" FLOOR PLAN - 2ND FLOOR SCALE: 1/8"=1'-0" 2



for:

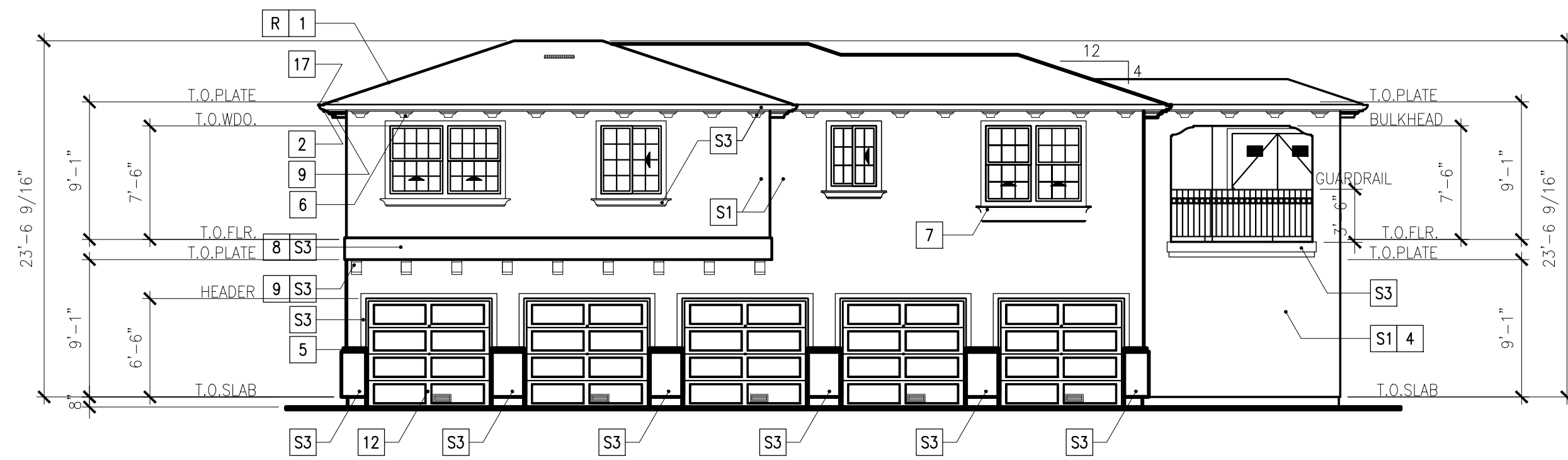
Prairie View
 "A Community of Simple Living"

MURRIETA RD & DALE ST.
 PERRIS, CA 92571

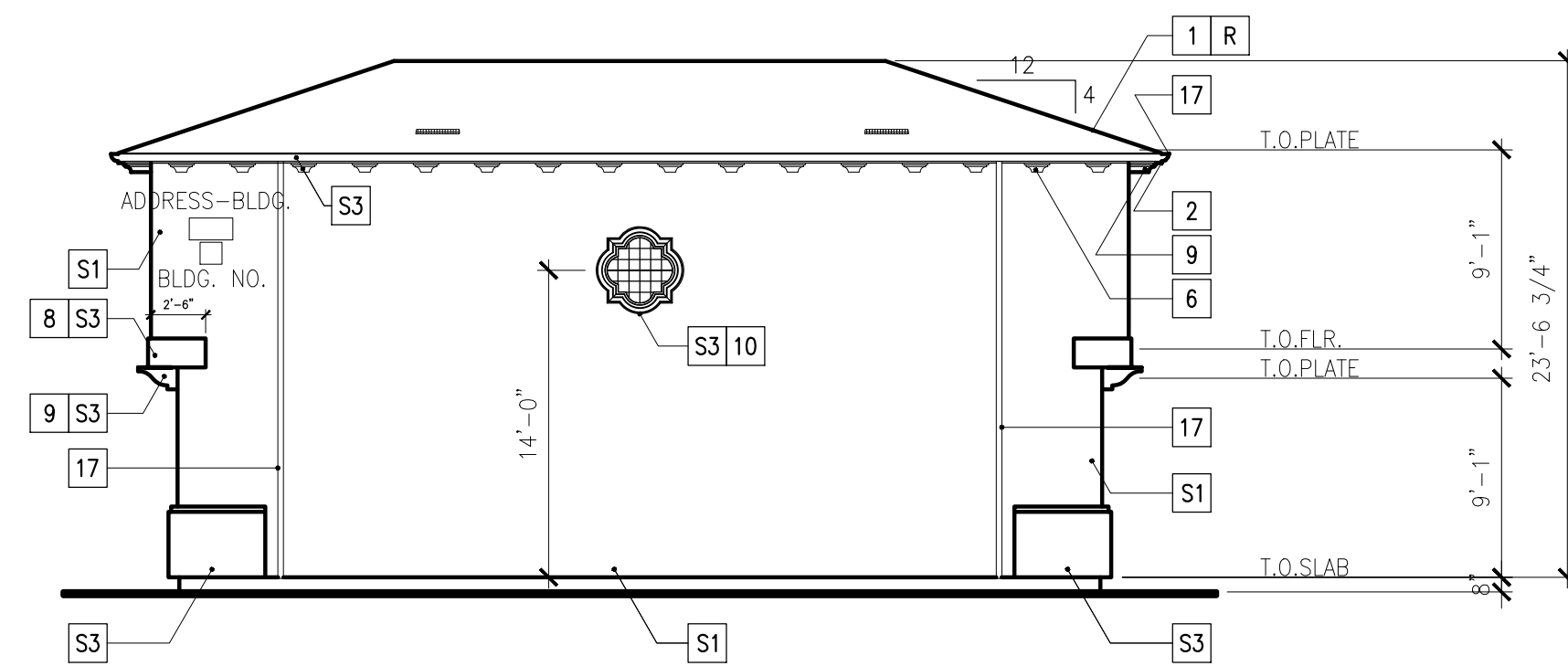
LEGEND

- 2X4 WOOD STUDS @ 16" O.C.
- 2X6 WOOD STUDS @ 16" O.C. WITH R-13 INSULATION IN WALL
- #** — UNIT #, R=REVERSED, ALT=ALTERNATE
- A-#** — SHEET NUMBER

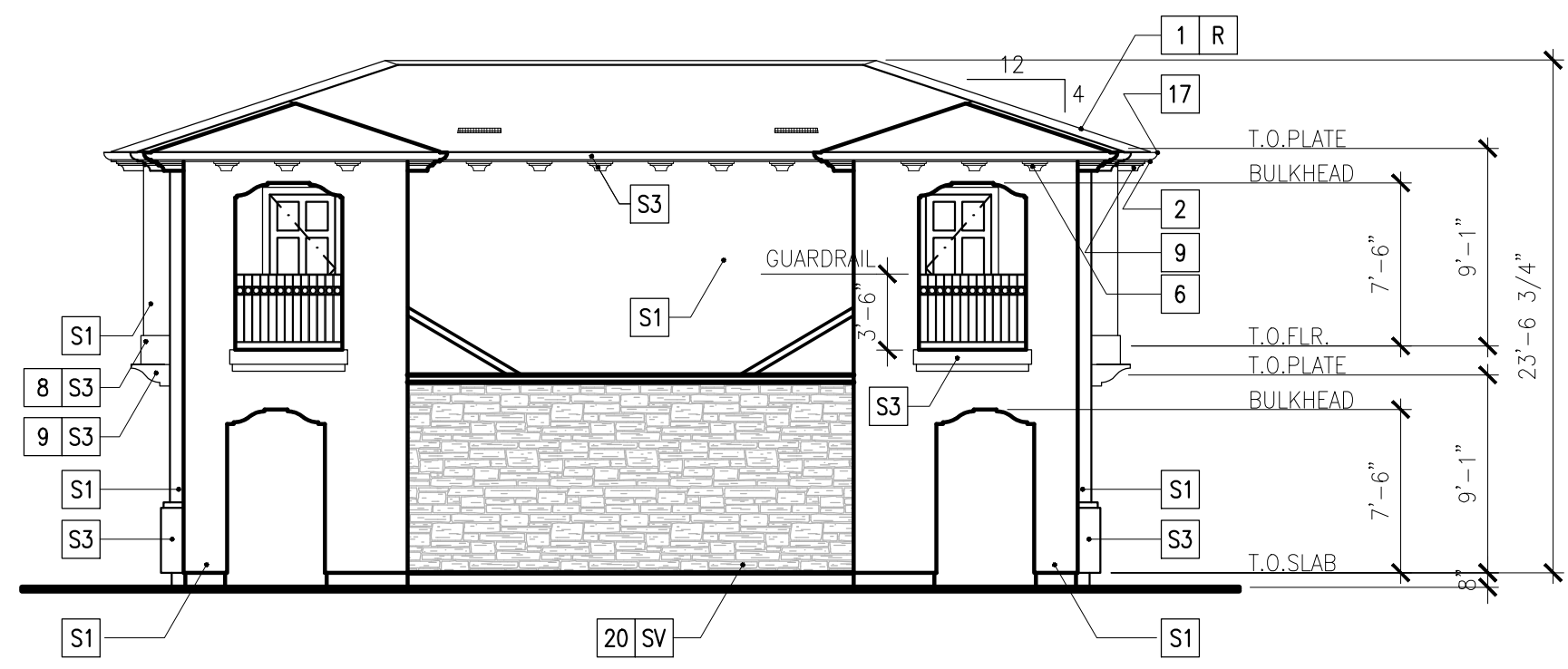
REVISIONS	
CONSTR.	
BID	
PLAN CHECK	2020-05-18
DRAWN	VM
JOB NO.	18-053
SHEET NAME	
PROPOSED BLDG TYPE "F" FLOOR PLAN 1ST & 2ND FLOOR	
SHEET NO.	A-8.1
SHEET	- OF -



BUILDING TYPE "F" - ENTRY DRIVEWAY VIEW SCALE: 1/8"=1'-0" 1



BUILDING TYPE "F" - SIDE VIEW SCALE: 1/8"=1'-0" 2



BUILDING TYPE "F" - ENTRY SIDE VIEW SCALE: 1/8"=1'-0" 3

KEY NOTES

- 1 "S" SHAPED CONCRETE ROOF TILES
- 2 2X6 SEL. STR. RE/S FASCIA W/ PAINTED G.I. GUTTER
- 3 O'HAGIN "S" STYLE G.I. METAL DORMER VENT - PAINT TO MATCH ROOF COLOR
- 4 EXTERIOR CEMENT PLASTER WITH GALVANIZED IRON WEEP SCREED - TYPICAL AT ALL SLAB EDGE CONDITIONS
- 5 EXTERIOR CEMENT PLASTER BUILT-UP WAINSCOT BASE AS SHOWN & DETAILED
- 6 EXTERIOR CEMENT SOFFIT WITH K-LATH AS SHOWN AND DETAILED
- 7 2# PREFABRICATED SHAPED FOAM PLASTIC TRIM SURROUND AT DOORS & WINDOWS AS SHOWN AND DETAILED
- 8 2# PREFABRICATED SHAPED FOAM PLASTIC TRIM AS DETAILED
- 9 2# PREFABRICATED SHAPED FOAM PLASTIC CORBELS AS DETAILED
- 10 48" WIDE SHAPED FOAM PLASTIC ARABESQUE
- 11 42" HIGH W.I. GUARDRAIL AS DETAILED
- 12 ROLL-UP GARAGE DOOR
- 13 14"x6" GALVANIZED IRON GARAGE VENT AT MAXIMUM +6" ABOVE SLAB (5 TOTAL)
- 14 CONCRETE STOOP - SEE FLOOR PLANS
- 15 35" HIGH HANDRAIL
- 16 ILLUMINATED BLDG. ADDRESS NUMBERS. NUMBERS SHALL CONTRAST WITH THE BACKGROUND, BE ARABIC, OR ALPHABETICAL LETTERS AND BE A MIN. OF 4" HIGH WITH A MAXIMUM STROKE OF 1/2"
- 17 G.I. GUTTER & DOWNSPOUT - SEE ROOF PLAN
- 18 CERAMIC TILE
- 19 35" HIGH HANDRAIL - SEE STAIR PLANS
- 20 STAIR TREADS AND RISERS - SEE STAIR PLANS
- 21 SIMULATED STONE VENEER
- 22 G.I. SCUPPER

FINISH LEGEND

- S1 DUNN EDWARDS DE6157 BISIQUE TAN
- S2 DUNN EDWARDS DE6173 PAPER SACK
- S3 DUNN EDWARDS DEW340 WHISPER
- SV CORONADO OLD COUNTRY LEDGE HURON
- R EAGLE TILE BLEND 3645/SMC8820



for:

Prairie View
 "A Community of Simple Living"

MURRIETA RD & DALE ST.
 PERRIS, CA 92571

REVISIONS	
CONSTR.	
BID	
PLAN CHECK	2020-05-18
DRAWN	VM
JOB NO.	18-053
SHEET NAME	

**PROPOSED
 BLDG TYPE "F"
 EXTERIOR ELEVATIONS**

SHEET NO.
A-8.3
 SHEET - OF -

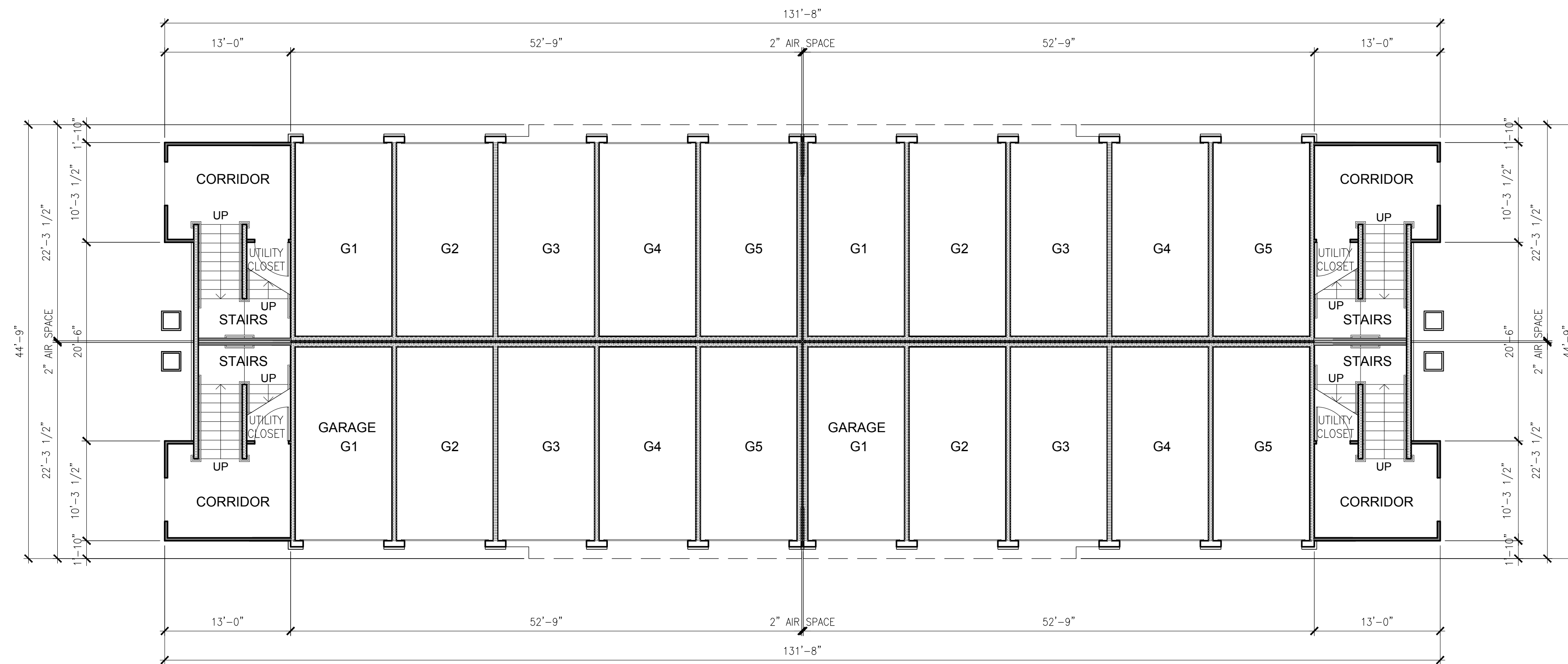
BUILDING TYPE E1 SUMMARY

1ST FLOOR

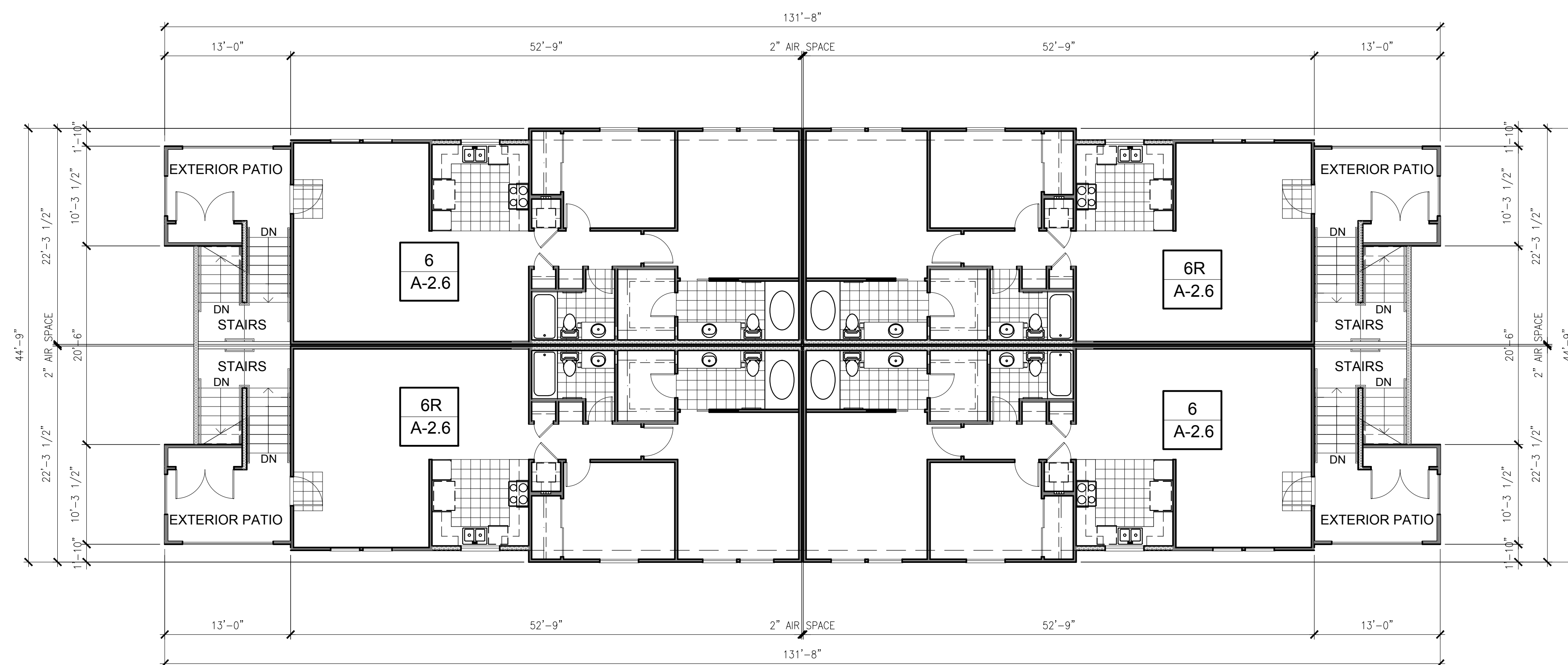
GARAGES	10	2,252 SF
STAIRS	2	35 SF

2ND FLOOR

PLAN TYPE	QUANTITY	UNIT SIZE	TOTAL	BALCONY SIZE	BALCONY TOTAL
PLAN 6	2	1,084 SF	2,168 SF	92 SF	184 SF



BUILDING TYPE "G" FLOOR PLAN - 1ST FLOOR SCALE: 1/8"=1'-0" 1



BUILDING TYPE "G" FLOOR PLAN - 2ND FLOOR SCALE: 1/8"=1'-0" 2

LEGEND

- 2X4 WOOD STUDS @ 16" O.C.
- 2X6 WOOD STUDS @ 16" O.C. WITH R-13 INSULATION IN WALL
- #** UNIT #, R=REVERSED, ALT=ALTERNATE
- A-#** SHEET NUMBER



for:

Prairie View
 "A Community of Simple Living"

MURRIETA RD & DALE ST.
 PERRIS, CA 92571

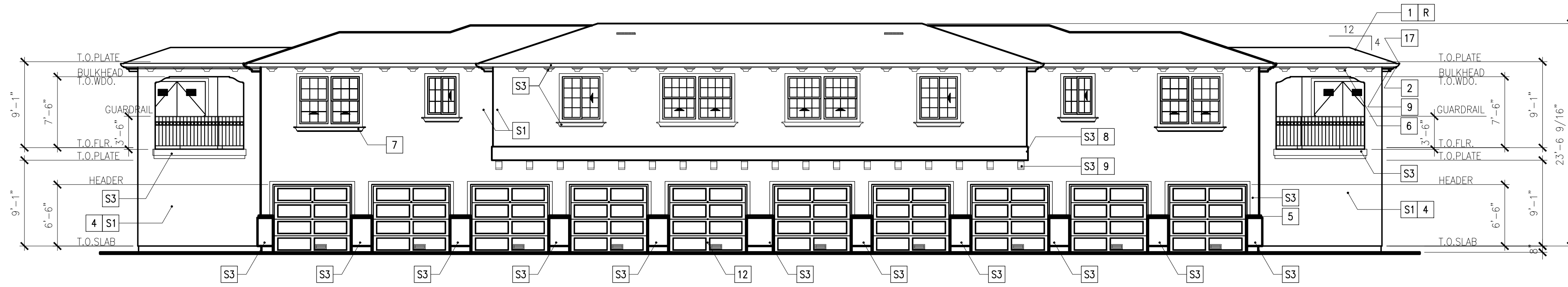
REVISIONS

CONSTR.	
BID	
PLAN CHECK	2020-05-18
DRAWN	VM
JOB NO.	18-053
SHEET NAME	

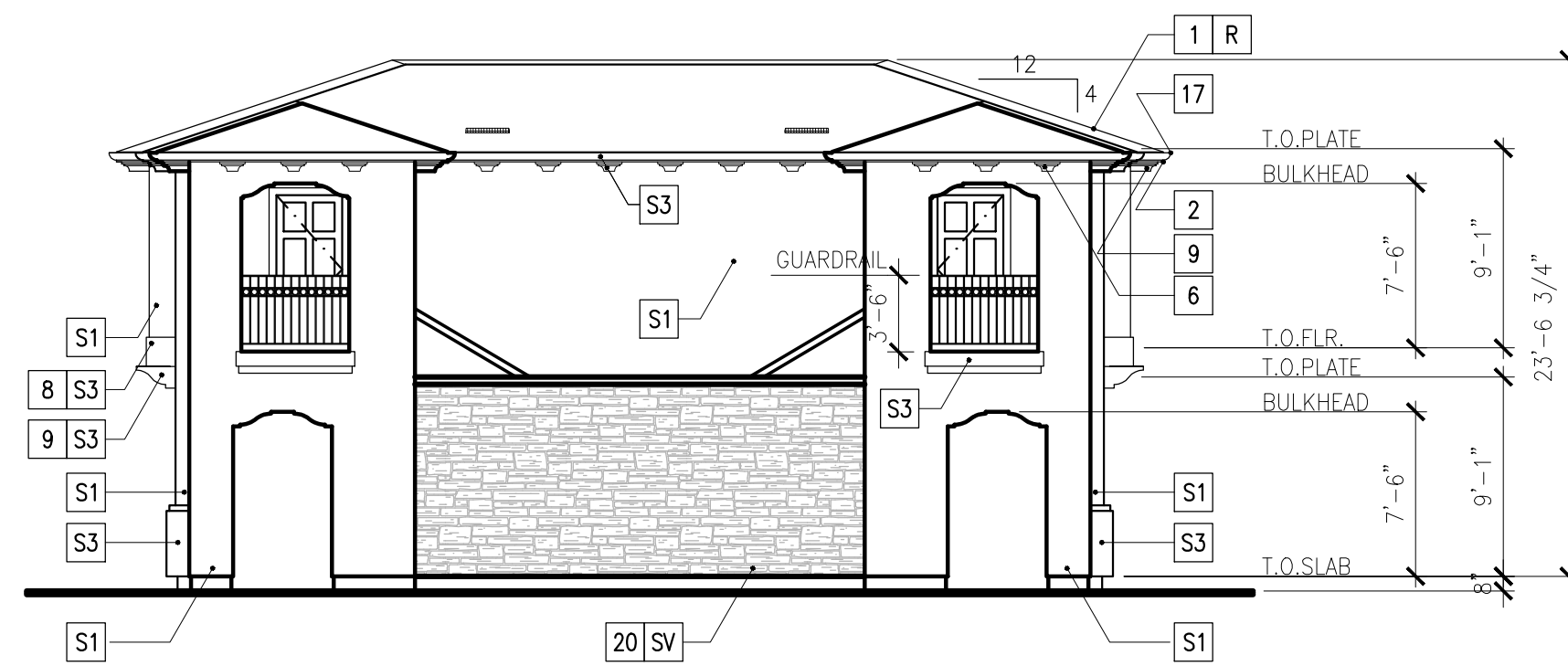
PROPOSED
 BLDG TYPE "G"
 FLOOR PLAN
 1ST & 2ND FLOOR
 SHEET NO.

A-9.1

SHEET - OF -



BUILDING TYPE "G" - ENTRY DRIVEWAY VIEW SCALE: 1/8"=1'-0" 1



BUILDING TYPE "G" - ENTRY SIDE VIEW SCALE: 1/8"=1'-0" 2

KEY NOTES

- 1 "S" SHAPED CONCRETE ROOF TILES
- 2 2X6 SEL. STR. RE/S FASCIA W/ PAINTED G.I. GUTTER
- 3 O'HAGIN "S" STYLE G.I. METAL DORMER VENT - PAINT TO MATCH ROOF COLOR
- 4 EXTERIOR CEMENT PLASTER WITH GALVANIZED IRON WEEP SCREED - TYPICAL AT ALL SLAB EDGE CONDITIONS
- 5 EXTERIOR CEMENT PLASTER BUILT-UP WAINSCOT BASE AS SHOWN & DETAILED
- 6 EXTERIOR CEMENT SOFFIT WITH K-LATH AS SHOWN AND DETAILED
- 7 2# PREFABRICATED SHAPED FOAM PLASTIC TRIM SURROUND AT DOORS & WINDOWS AS SHOWN AND DETAILED
- 8 2# PREFABRICATED SHAPED FOAM PLASTIC TRIM AS DETAILED
- 9 2# PREFABRICATED SHAPED FOAM PLASTIC CORBELS AS DETAILED
- 10 48" WIDE SHAPED FOAM PLASTIC ARABESQUE
- 11 42" HIGH W.I. GUARDRAIL AS DETAILED
- 12 ROLL-UP GARAGE DOOR
- 13 14"x6" GALVANIZED IRON GARAGE VENT AT MAXIMUM +6" ABOVE SLAB (5 TOTAL)
- 14 CONCRETE STOOP - SEE FLOOR PLANS
- 15 35" HIGH HANDRAIL
- 16 ILLUMINATED BLDG. ADDRESS NUMBERS. NUMBERS SHALL CONTRAST WITH THE BACKGROUND, BE ARABIC, OR ALPHABETICAL LETTERS AND BE A MIN. OF 4" HIGH WITH A MAXIMUM STROKE OF 1/2"
- 17 G.I. GUTTER & DOWNSPOUT - SEE ROOF PLAN
- 18 CERAMIC TILE
- 19 35" HIGH HANDRAIL - SEE STAIR PLANS
- 20 STAIR TREADS AND RISERS - SEE STAIR PLANS
- 21 SIMULATED STONE VENEER
- 22 G.I. SCUPPER

FINISH LEGEND

- S1 DUNN EDWARDS DE6157 BISIQUE TAN
- S2 DUNN EDWARDS DE6173 PAPER SACK
- S3 DUNN EDWARDS DEW340 WHISPER
- SV CORONADO OLD COUNTRY LEDGE HURON
- R EAGLE TILE BLEND 3645/SMC8820



for:

Prairie View
 "A Community of Simple Living"

MURRIETA RD & DALE ST.
 PERRIS, CA 92571

REVISIONS

CONSTR.

BID

PLAN CHECK 2020-05-18

DRAWN VM

JOB NO. 18-053

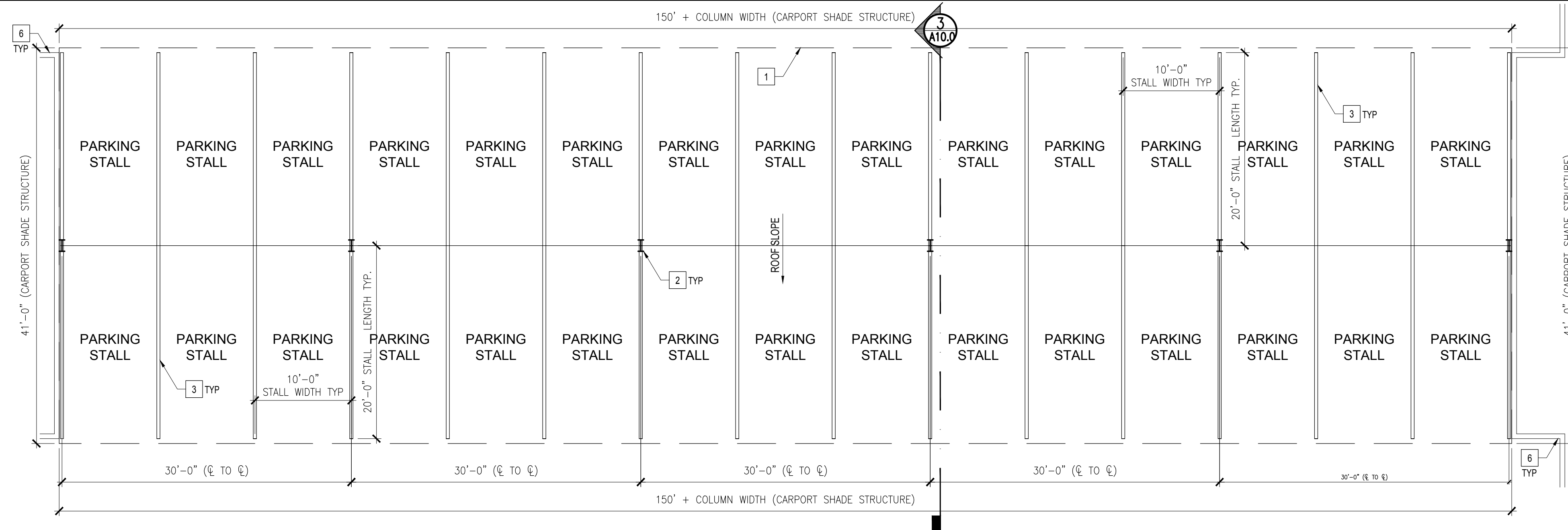
SHEET NAME

**PROPOSED
 BLDG TYPE "G"
 EXTERIOR ELEVATIONS**

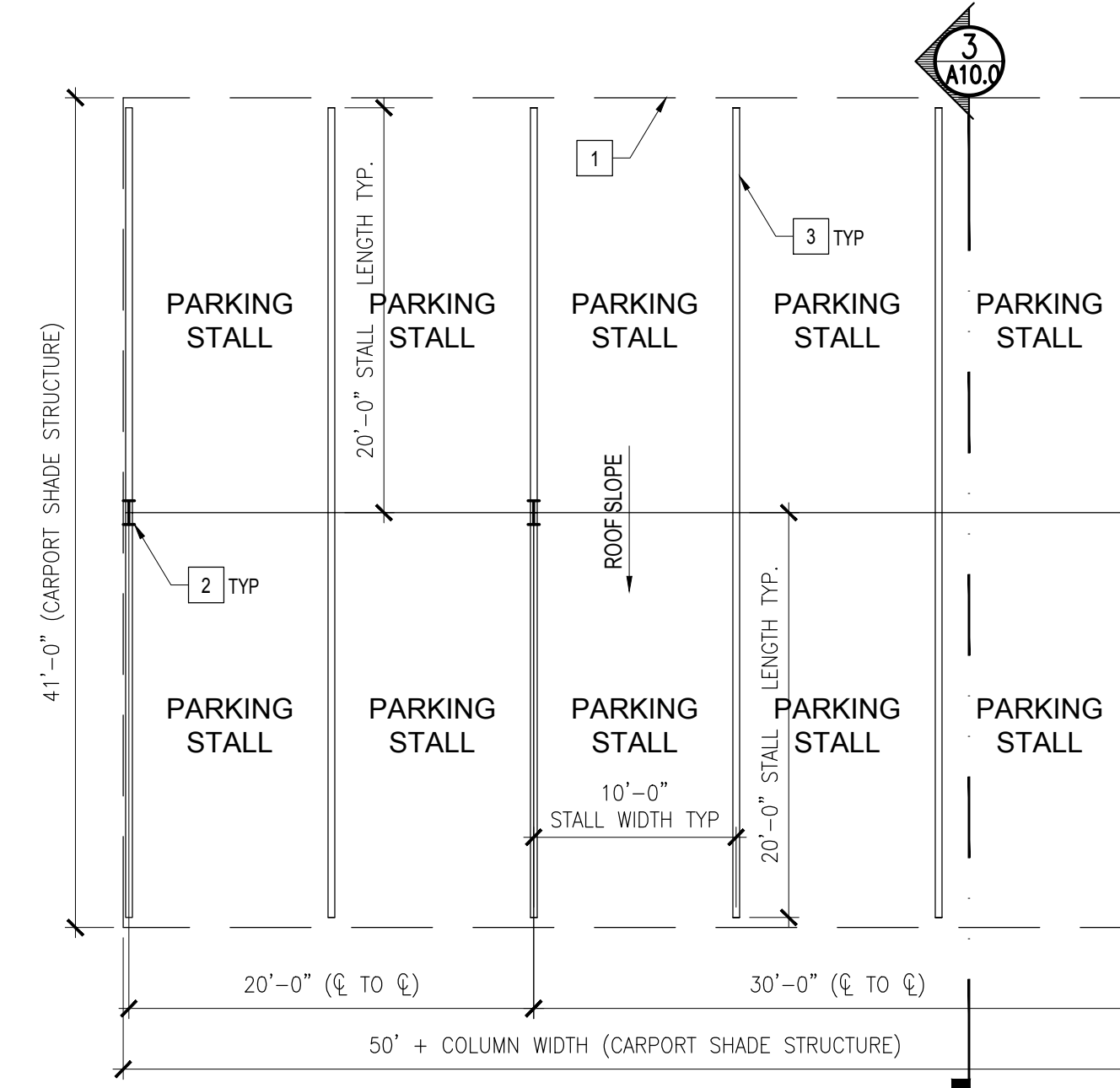
SHEET NO.

A-9.3

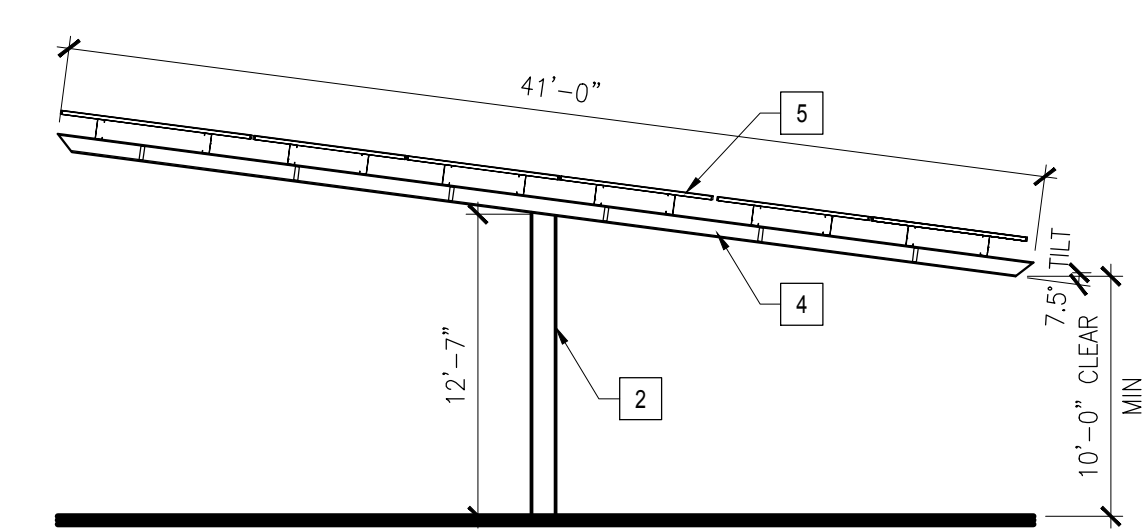
SHEET - OF -



PROPOSED CARPORT C1 - COLUMN & PARKING STALL PLAN SCALE: 1/8"=1'-0" 1



PROPOSED CARPORT C12 - COL & PARK STALL PLAN SCALE: 1/8"=1'-0" 2



PROPOSED CARPORT C1 & C12 - SECTION SCALE: 1/8"=1'-0" 3

NOTES

SEE SITE PLAN FOR LOCATION OF PROPOSED CARPORTS AND LOCATION OF CONCRETE CURBS AT CARPORT

KEY NOTES

- 1 CARPORT ROOF OUTLINE ABOVE
- 2 CARPORT STEEL COLUMN
- 3 PARKING STRIPE
- 4 CARPORT ROOF STRUCTURE
- 5 CARPORT SOLAR PANELS
- 6 CONCRETE CURB

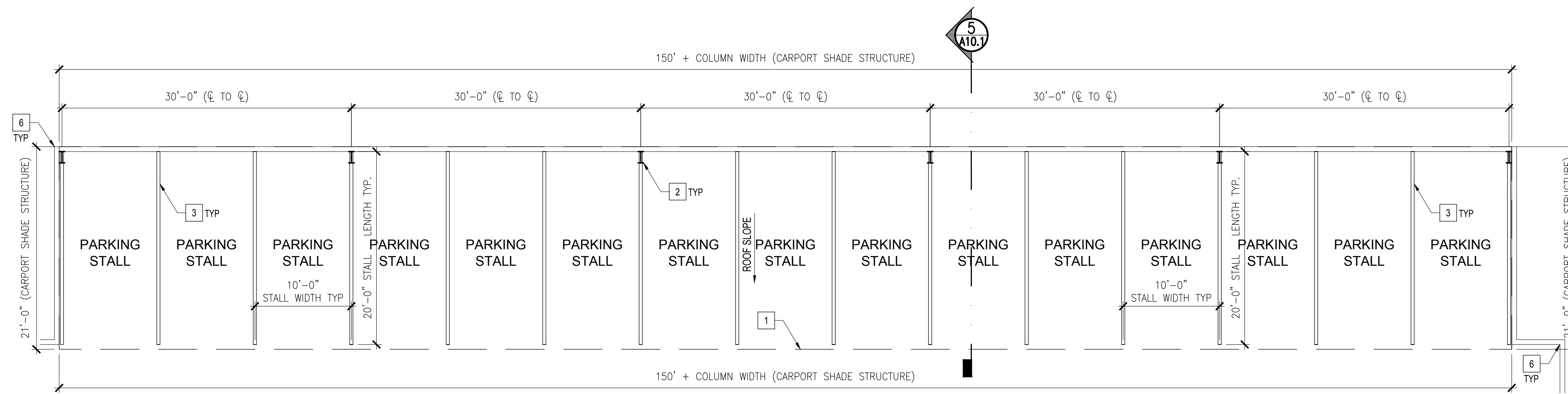


for :

Prairie View
 "A Community of Simple Living"
 MURRIETA RD & DALE ST.
 PERRIS, CA 92571

REVISIONS
CONSTR.
BID
PLAN CHECK 2020-05-18
DRAWN VM
JOB NO. 18-053
SHEET NAME

PROPOSED CARPORT COLUMN & PARKING STALL PLAN AND SECTIONS
 SHEET NO. **A-10.0**
 SHEET - OF -



NOTES

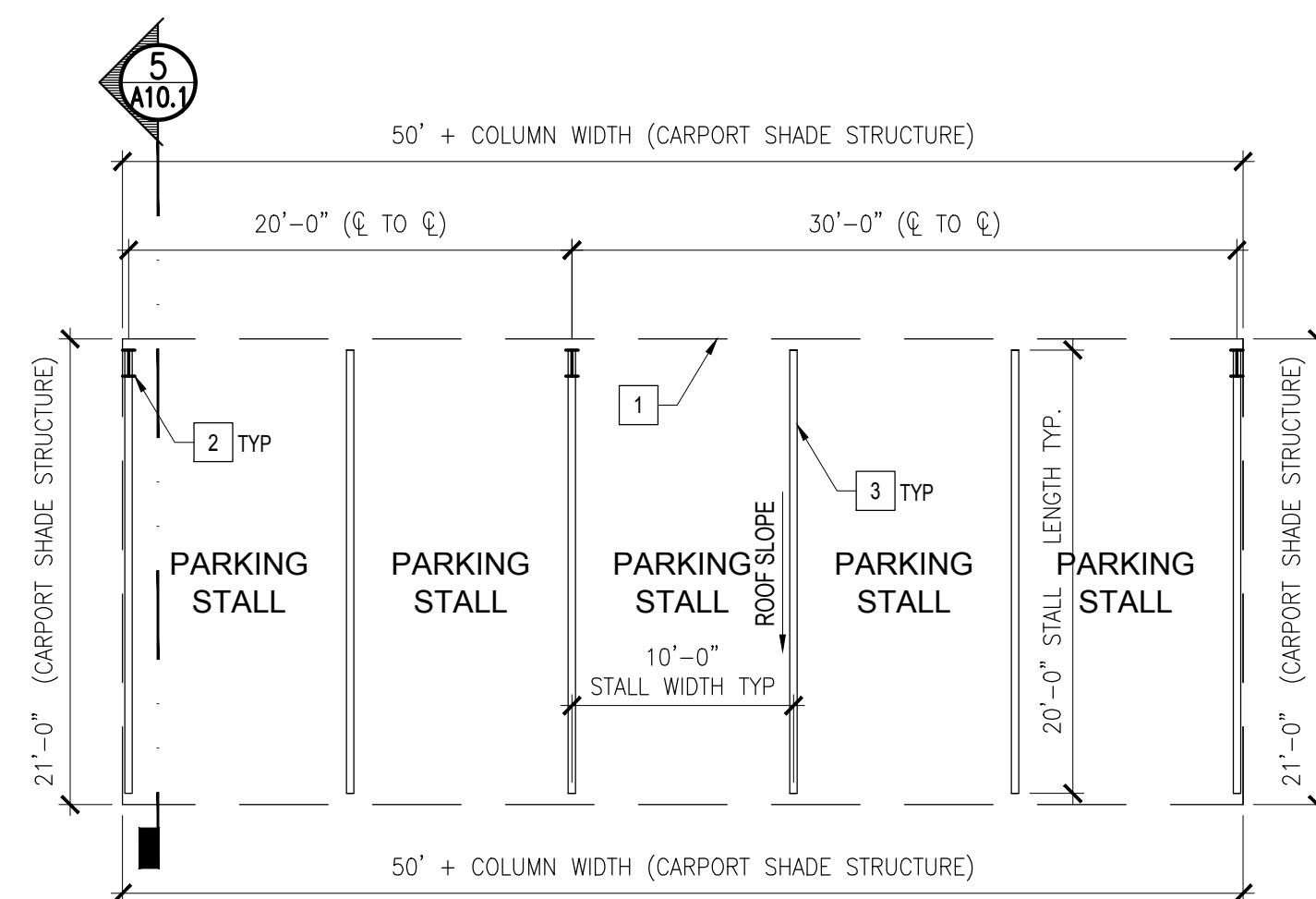
SEE SITE PLAN FOR LOCATION OF PROPOSED CARPORTS AND LOCATION OF CONCRETE CURBS AT CARPORT

KEY NOTES

- 1 CARPORT ROOF OUTLINE ABOVE
- 2 CARPORT STEEL COLUMN
- 3 PARKING STRIPE
- 4 CARPORT ROOF STRUCTURE
- 5 CARPORT SOLAR PANELS
- 6 CONCRETE CURB

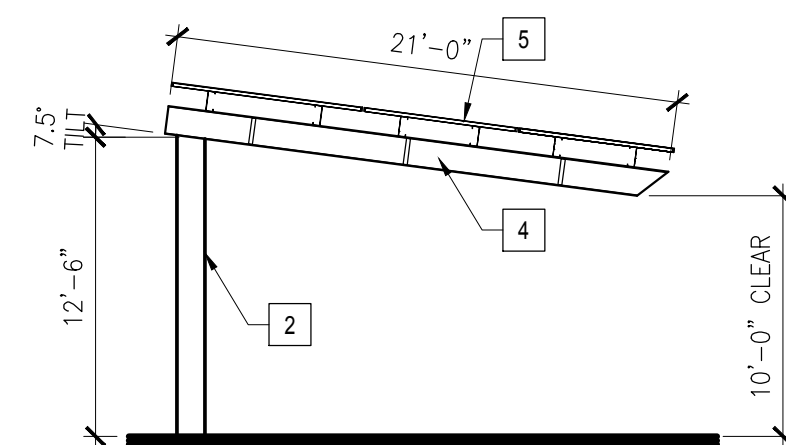
PROPOSED CARPORT C2 - COLUMN & PARKING STALL PLAN

SCALE: 1/8"=1'-0" 4



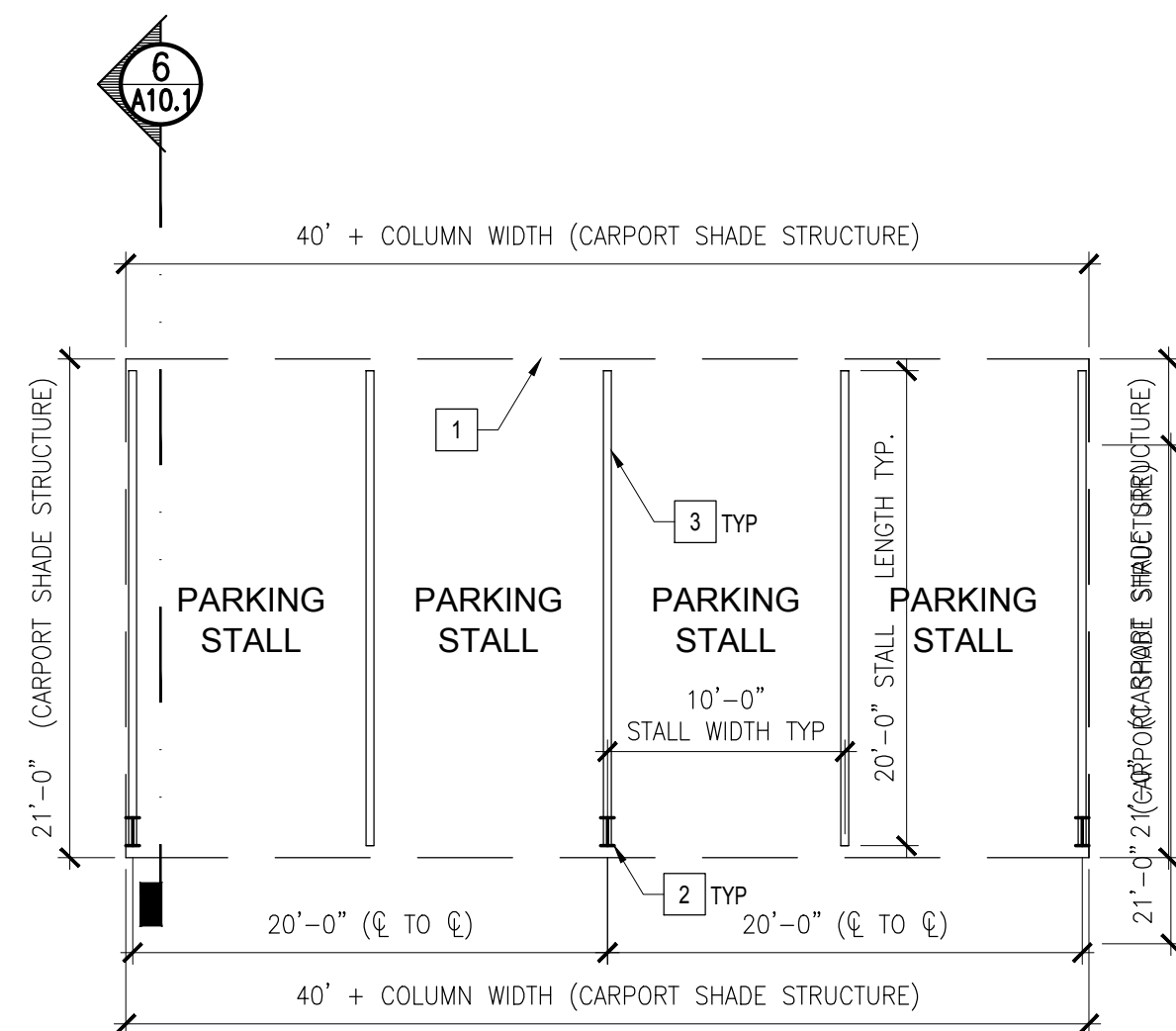
PROPOSED CARPORTS C3, C4 & C13 - COL & STALL PLAN

SCALE: 1/8"=1'-0" 7



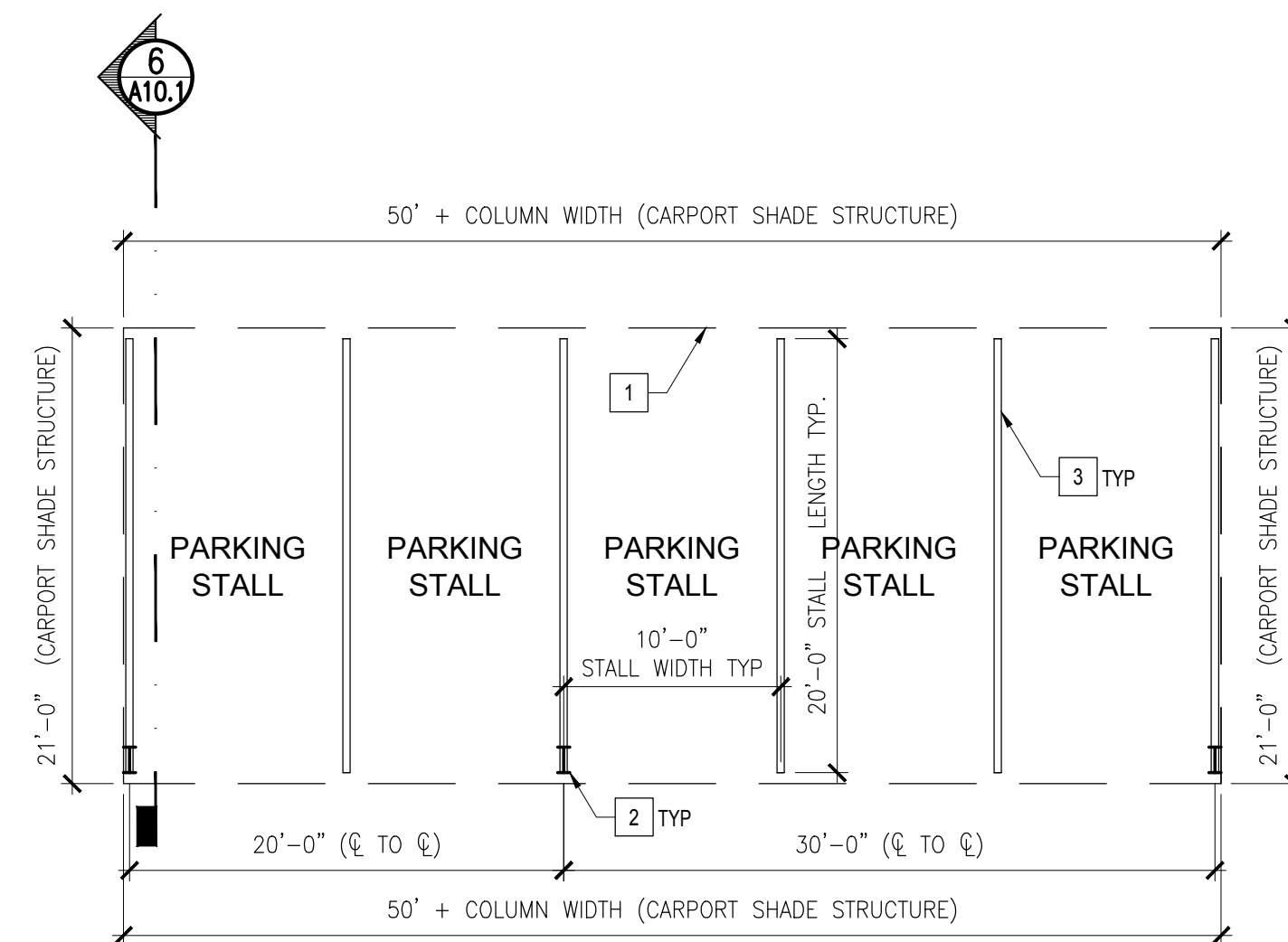
PROPOSED CARPORT C2, C3, C4 & C13 - SECTION

SCALE: 1/8"=1'-0" 5



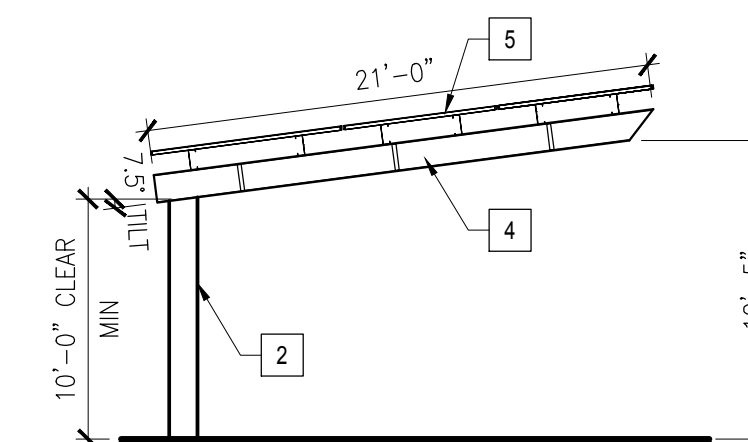
PROPOSED CARPORTS C7 & C8 - COLUMN & PARKING STALL PLAN

SCALE: 1/8"=1'-0" 9



PROPOSED CARPORT C11 - COLUMN & PARKING STALL PLAN

SCALE: 1/8"=1'-0" 8



PROPOSED CARPORTS C7, C8 & C11 - SECTION

SCALE: 1/8"=1'-0" 6



1177 IDAHO STREET, STE. 200A
REDLANDS, CALIF. 92374
PH 909 322-7582 / FX 909 307-0148

for :

Prairie View

"A Community of Simple Living"

MURRIETA RD & DALE ST.
PERRIS, CA 92571

REVISIONS

CONSTR.

BID

PLAN CHECK 2020-05-18

DRAWN VM

JOB NO. 18-053

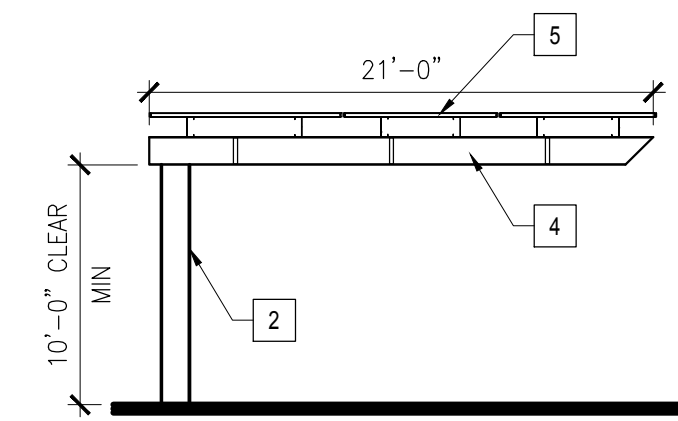
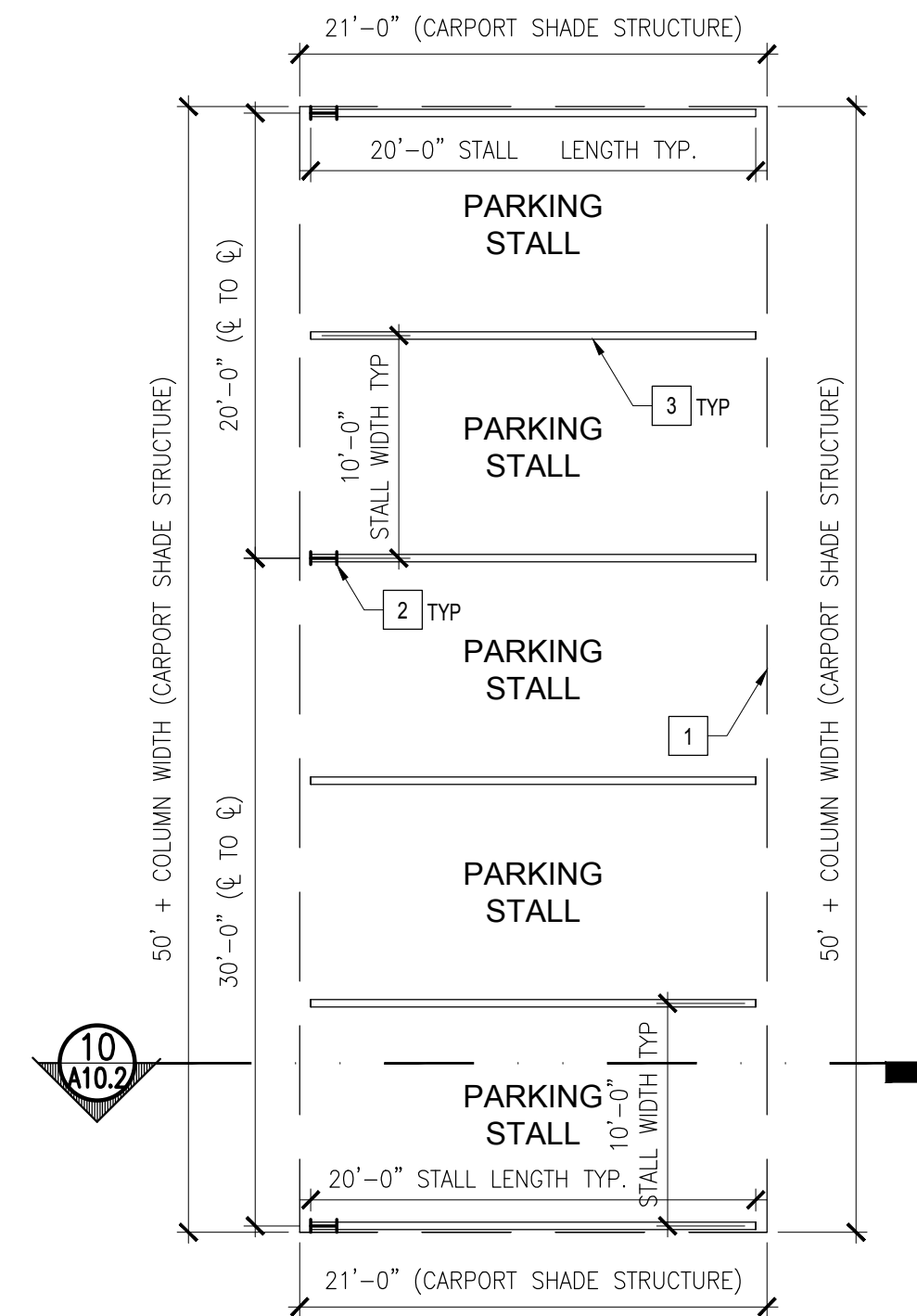
SHEET NAME

PROPOSED CARPORT COLUMN & PARKING STALL PLAN AND SECTIONS

SHEET NO.

A-10.1

SHEET - OF -



NOTES

SEE SITE PLAN FOR LOCATION OF PROPOSED CARPORTS AND LOCATION OF CONCRETE CURBS AT CARPORT

KEY NOTES

- 1 CARPORT ROOF OUTLINE ABOVE
- 2 CARPORT STEEL COLUMN
- 3 PARKING STRIPE
- 4 CARPORT ROOF STRUCTURE
- 5 CARPORT SOLAR PANELS
- 6 CONCRETE CURB

CARPORTS C14, C15 & C16 - COL & STALL PLAN

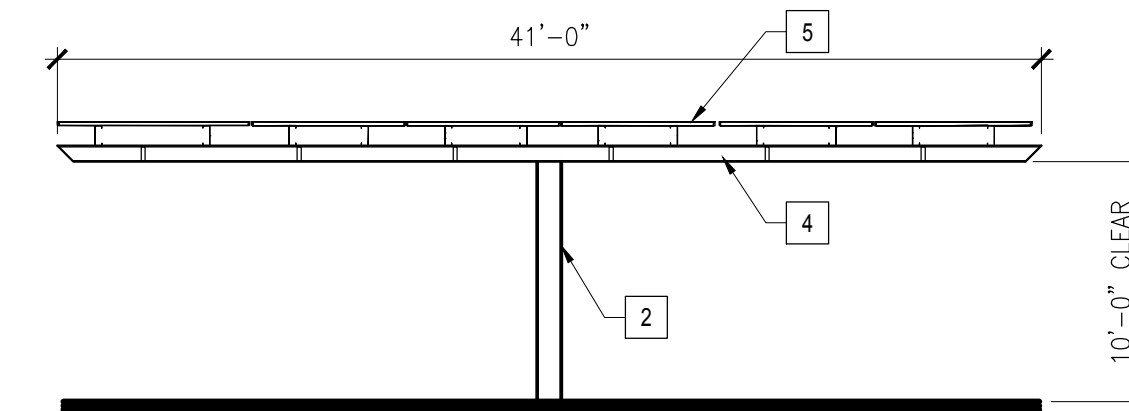
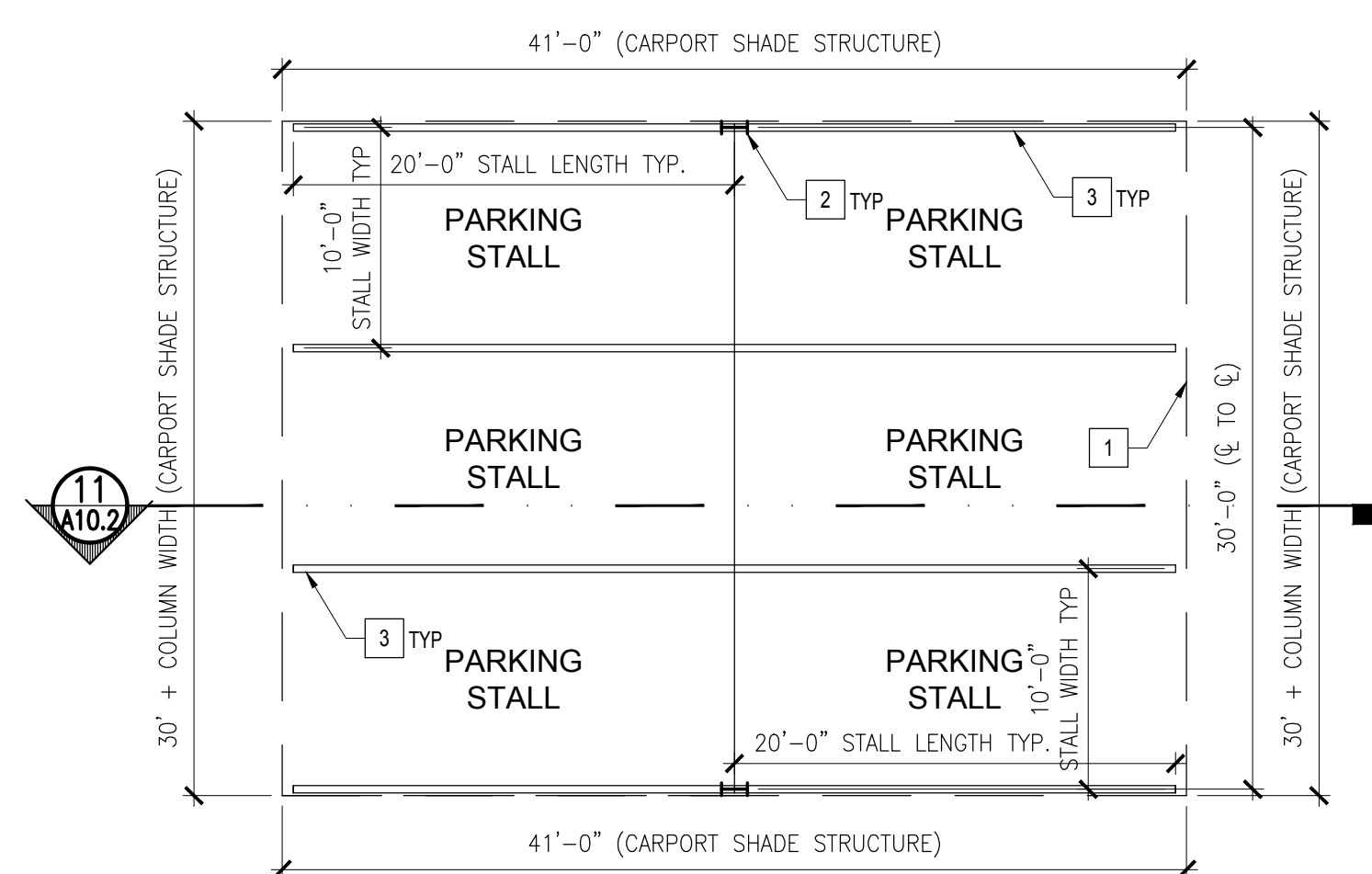
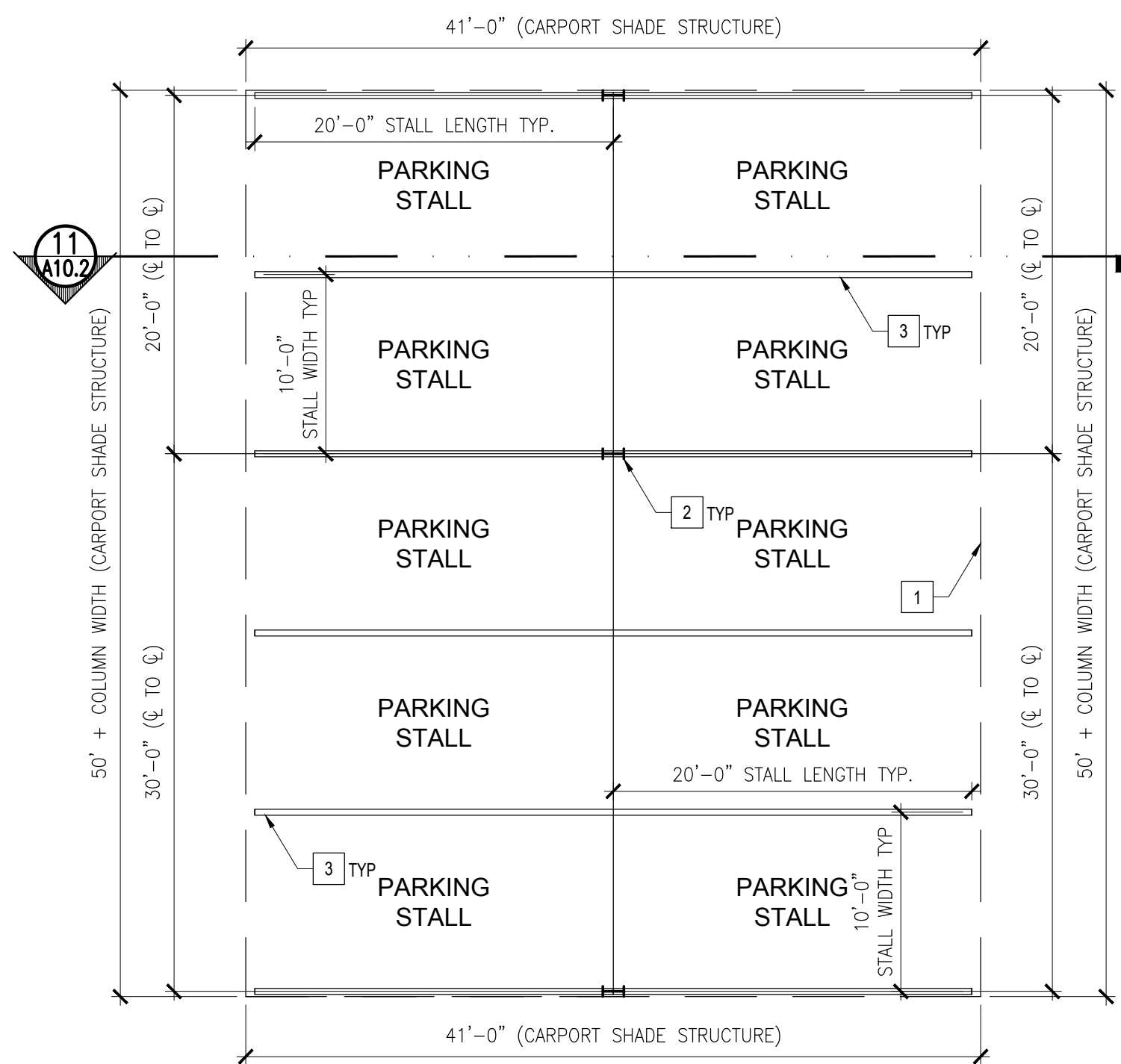
SCALE: 1/8"=1'-0"

12

PROPOSED CARPORTS C14, C15 & C16 - SECTION

SCALE: 1/8"=1'-0"

10



PROPOSED CARPORT C5 & C9 - COLUMN & PARKING STALL PLAN

SCALE: 1/8"=1'-0"

14

PROPOSED CARPORTS C6 & C10 - COLUMN & PARKING STALL PLAN

SCALE: 1/8"=1'-0"

13

PROPOSED CARPORTS C5, C6, C9 & C10 - SECTION

SCALE: 1/8"=1'-0"

11



for :

Prairie View
 "A Community of Simple Living"

MURRIETA RD & DALE ST.
 PERRIS, CA 92571

REVISIONS

CONSTR.	
BID	
PLAN CHECK	2020-05-18
DRAWN	VM
JOB NO.	18-053
SHEET NAME	

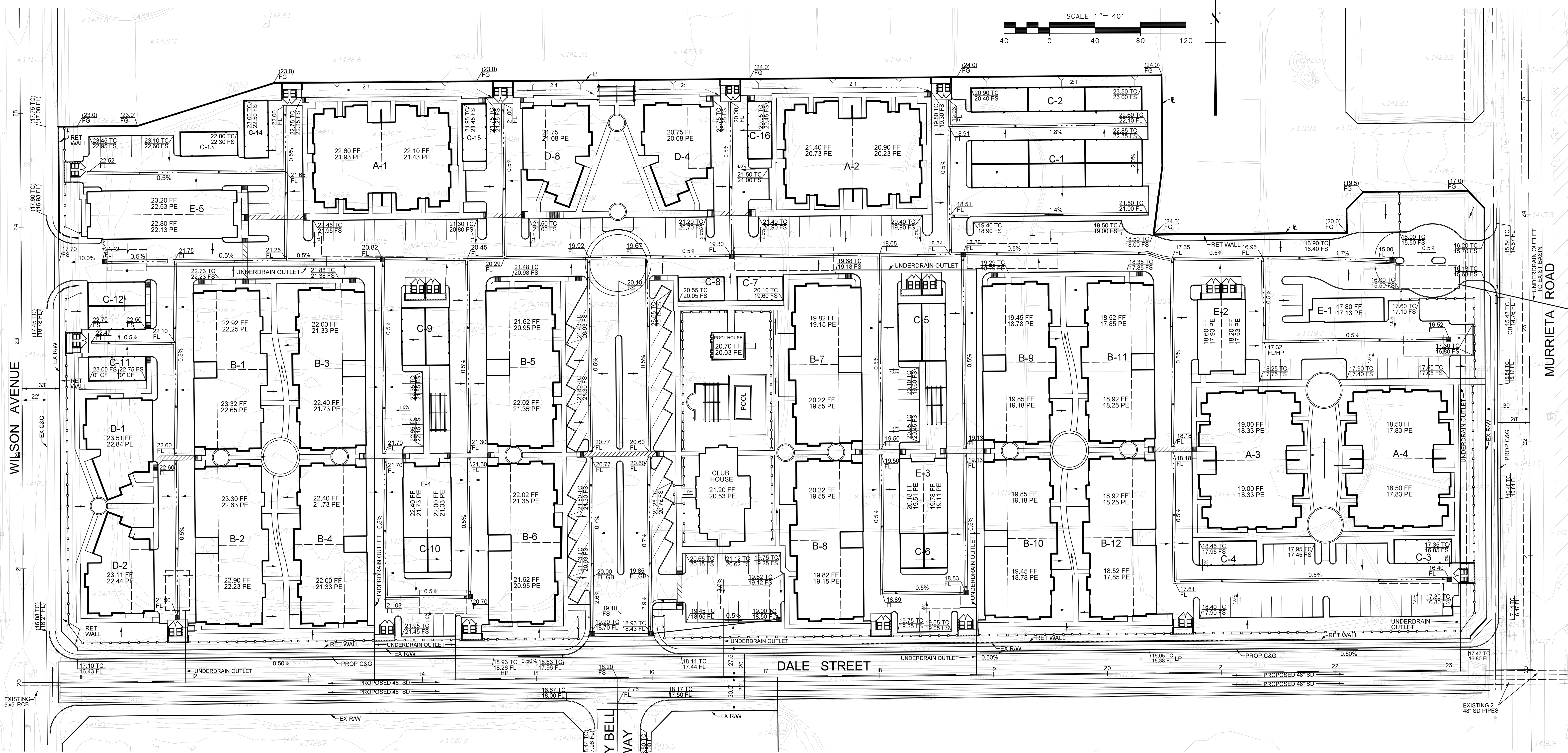
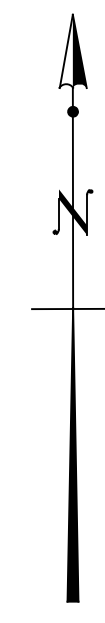
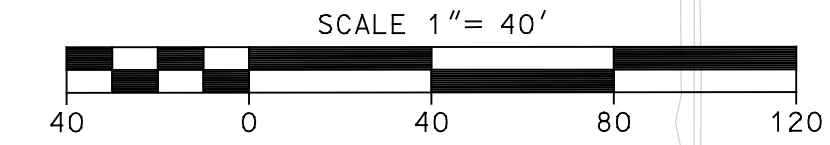
PROPOSED CARPORT COLUMN & PARKING STALL PLAN AND SECTIONS

SHEET NO.

A-10.2

SHEET AR OF -

PRELIMINARY GRADING PLAN

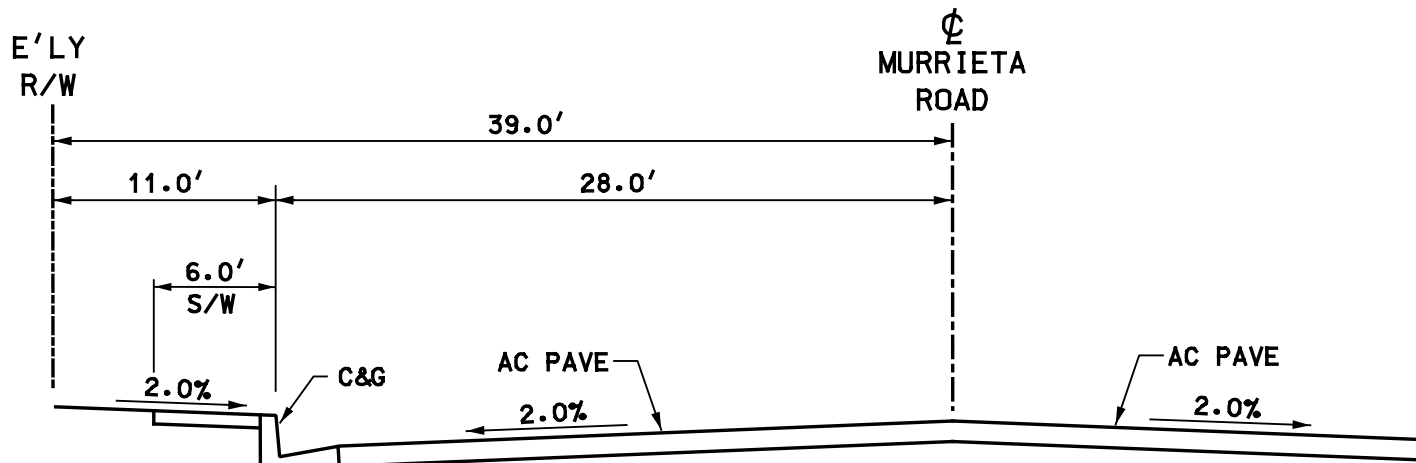
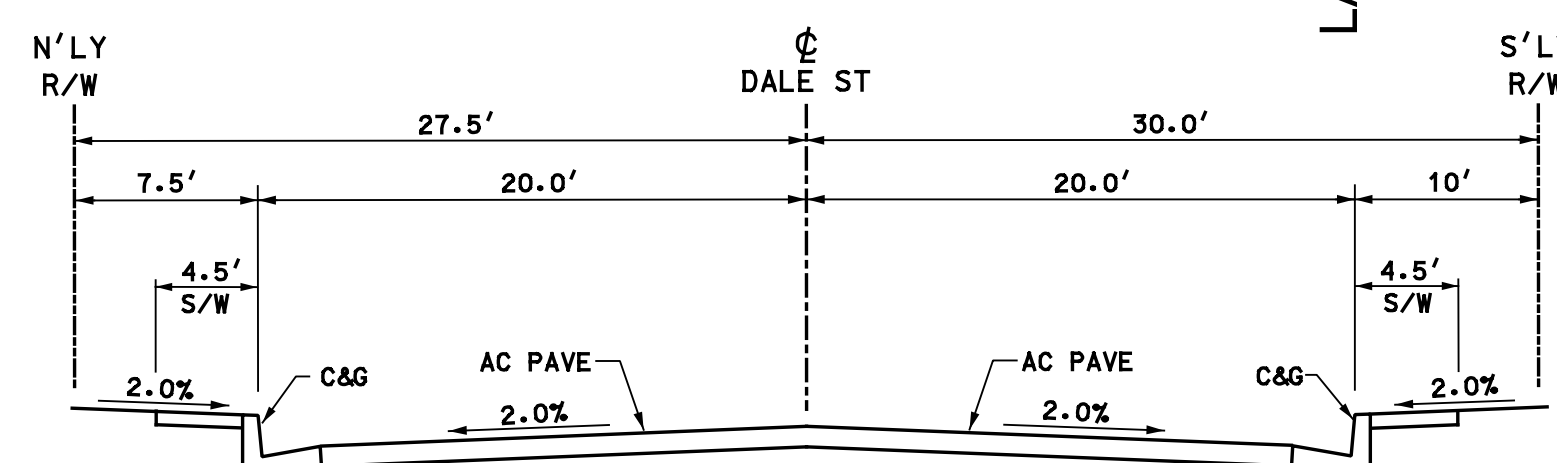


WILSON AVENUE

MURRIETA ROAD

DALE STREET

LADY BELL WAY




LEGEND

- FF - FINISH FLOOR
- PE - PAD ELEVATION
- TC - TOP OF CURB
- FS - FINISH SURFACE
- PL - PROPERTY LINE
- R/W - RIGHT OF WAY
- GB - GRADE BREAK
- MH - MANHOLE
- TG - TOP OF GRATE
- TW - TOP OF WALL
- BOW - BACK OF SIDEWALK

- DIRECTION OF FLOW
- PROPOSED BUILDING
- RETAINING WALL
- (XXXX.X) - EXIST ELEV
- XXXX.X - DESIGN ELEV
- UNDERGROUND BIURETENTION SYSTEM

REV.	REVISION DESCRIPTION	DATE	ENGR.	CITY	DATE

BENCH MARK:
 RIVERSIDE COUNTY M-26-1 AT INT. OF NUEVO RD AND MURRIETA RD 42' NE OF PP#120210, A 1" I.P. IN MONUMENT WELL MARKED COUNTY SURVEYOR
 ELEVATION: 1421.325 (NGVD 29)



Goodman & Associates
 2079 SKY VIEW DRIVE
 COLTON, CA 92324
 (909) 824-2775
 DOUGLAS L. GOODMAN
 RCE 28500, 3-31-2022

OWNER/APPLICANT:
 ACAA LIMITED PARTNERSHIP
 422 WIER ROAD
 SAN BERNARDINO, CA 92408
 909-809-9658

PRELIMINARY EARTHWORK
 CUT - 35,000 CY
 FILL - 15,000 CY
 THESE ARE RAW QUANTITIES WITH NO ADJUSTMENTS FOR SUBSIDENCE OR SHRINKAGE.

CITY OF PERRIS
 PRELIMINARY GRADING PLAN
PRAIRIE VIEW
 ACAA LIMITED PARTNERSHIP
 REMAINDER PARCEL, TRACT 31240-1
 MB 420, PGS 42-47
 APN 0311-502-001

SCALE: AS SHOWN
 DATE: MAY 2020
 DRAWING NO.: 1