

**Noise & Vibration Study
Duke Warehouse at Patterson Avenue & Nance Street
City of Perris**



Prepared for:

Webb Associates
3788 McCray Street,
Riverside, CA 92506

Prepared by:



Temecula, CA 92590
(951) 506-0055

February 2023

Table of Contents

1.0 INTRODUCTION	1
1.1 Project Location and Site Description.....	1
1.2 Project Description.....	1
2.0 FUNDAMENTALS OF SOUND	7
2.1 Effects of Noise on People.....	9
2.2 Noise Attenuation.....	10
2.3 Fundamentals of Vibration	10
3.0 REGULATORY FRAMEWORK	12
3.1 Federal Regulations and Standards	12
3.2 Federal Transit Authority Vibration Standards	12
3.2 State Regulations and Standards	13
3.3 Local Regulations and Standards.....	15
4.0 THRESHOLDS OF SIGNIFICANCE.....	18
4.1 Perris Valley Commerce Center Specific Plan Thresholds.....	18
4.2 Operational and Construction Thresholds.....	18
5.0 EXISTING NOISE MEASUREMENTS	21
5.1 Measurement Procedure and Criteria.....	21
5.2 Noise Measurement Locations.....	21
6.0 ANALYSIS METHODS AND PROCEDURES	24
6.1 Construction	24
6.1.1 Noise Analysis Methods	24
6.1.2 Vibration Analysis Methods.....	24
6.2 Operational Noise & Vibration Analysis	24
6.2.1 Operational Traffic Noise Analysis Methods.....	24
6.2.2 Operational Traffic Noise Analysis Inputs.....	24
6.2.3 Operational Traffic Vibration Analysis.....	25
6.2.4 Stationary Noise Analysis Method	25
7.0 OFF-SITE TRANSPORTATION NOISE IMPACTS.....	26
7.1 TRAFFIC NOISE CONTOURS	26
8.0 STATIONARY-RELATED NOISE IMPACTS	28
9.0 OPERATIONAL VIBRATION ANALYSIS.....	30
10.0 SHORT-TERM CONSTRUCTION NOISE & VIBRATION IMPACTS.....	31
10.1 Noise Sensitive Uses and Construction Noise Standards	31
10.2 Construction Schedule	31
10.3 Construction Noise Levels.....	32
10.4 Construction Vibration.....	32
10.5 Construction Mitigation Measures	33
11.0 REFERENCES	34
Appendix A Noise Monitoring Data	35
Appendix B Traffic Noise Model Data	37
Appendix C Stationary Noise Model Data.....	40
Appendix D RCNM Runs	41

List of Figures

Figure 1. Project Vicinity Map	4
Figure 2. Aerial Map.....	4
Figure 3. Site Plan.....	6
Figure 4. City of Perris Land Use Compatibility Guidelines.....	17
Figure 5. MARB Compatibility Zones	20
Figure 6. Noise Monitoring Location.....	23
Figure 7. Maximum Truck Traffic Vibration Levels vs. Distance.....	30

List of Tables

Table 2-1. Typical A-Weighted Noise Levels	8
Table 3-1. Construction Vibration Damage Criteria.....	12
Table 3-2. Ground-borne Vibration Impact Criteria for General Assessment.....	13
Table 3-3. California Community Noise Exposure (Ldn or CNEL)	14
Table 5-1. Existing (Ambient) Long-Term (24-hour) Noise Level Measurements ¹	22
Table 6-1. Roadway Parameters and Vehicle Distribution.....	25
Table 6-2. Reference Noise Levels	25
Table 7-1. Existing Without Project Exterior Noise Levels	27
Table 7-2. Opening Year With Project Exterior Noise Levels	27
Table 7-3. Existing With Project Exterior Noise Levels	27
Table 7-4. Opening Year with Project Plus Cumulative Projects Exterior Noise Levels	27
Table 7-5. Change in Existing Noise Levels as a Result of Project	27
Table 8-1. Project Only Operational Noise levels (dBA L _{max})	28
Table 8-2. Project Only Operational Noise levels (dBA L _{eq}) & CNEL.....	28
Table 8-3. Operational Daytime Operational Noise levels (dBA L _{eq}).....	29
Table 8-4. Operational Nighttime Operational Noise levels (dBA L _{eq}).....	29
Table 10-1. Construction Schedule	31
Table 10-2. Equipment by Construction Activity	31
Table 10-3. Construction Noise Levels by Construction Phase	32
Table 10-4. Construction Equipment Vibration Levels	32

1.0 INTRODUCTION

The Duke Warehouse at Patterson Avenue and Nance Street (Project) is being proposed within the Perris Valley Commerce Center Specific Plan (PVCCSP) planning area in the City of Perris. The Project has the potential to generate changes in the existing noise environment. Under the California Environmental Quality Act (CEQA), projects of this type must undergo an environmental review to assess potential impacts. The following noise analysis has been prepared to support the Environmental Impact Report (EIR) for the Project and to demonstrate consistency with all applicable federal, state, and local noise regulations.

The following noise study describes the Project, provides information regarding noise fundamentals, describes the applicable federal, state, and local noise guidelines, characterizes the existing noise environment, provides the study methods and procedures used to perform the traffic noise analysis, and evaluates off-site traffic noise impacts, presents stationary-related noise impacts from loading and unloading activities and construction noise impacts near sensitive non-residential land uses. The Project must incorporate the recommended noise mitigation measures presented in the Perris Valley Commerce Center Specific Plan Environmental Impact Report (PVCC SP EIR, July 2011).

1.1 Project Location and Site Description

The City of Perris General Plan designates the Project site as a Specific Plan. The Project site is within the PVCCSP, which the City of Perris adopted on January 10, 2012. The portion of the Project site located north of Nance Street has a PVCCSP land use designation of General Industrial (GI). The southern part of the Project site has a PVCCSP land use designation of Light Industrial (LI).

1.2 Project Description

The approximate 35.7-net-acre Project site is located at the northeastern corner of Patterson Avenue and Nance Street, within the Perris Valley Commerce Center Specific Plan (PVCCSP) planning area of the City of Perris, Riverside County, California. The regional location and local vicinity of the Project site are shown in **Figure 1-Regional Map** and **Figure 2-Aerial Map**, respectively. The Project site is located within Section 5, Township 4 South, Range 3 West, San Bernardino Base, and Meridian. The Project site encompasses Assessor's Parcel Numbers (APNs): 314-153-015 through -040, 314-153-042, 314-153-044, 314-153-046, 314-153-048, 314-160-005 through -012, and 314-160-033. The Project site is approximately 0.1 miles southwest of the March Air Reserve Base/Inland Port Airport (MARB/IPA).

The Project applicant proposes the development of a non-refrigerated warehouse building, approximately 769,668 square feet in size and approximately 20,000 SF of supporting office space. The warehouse building will feature approximately 64 loading dock doors on the east side and 49 dock doors on the west side of the proposed building (**Figure 3 – Site Plan**). The Project will be constructed as a speculative warehouse building; that is, there is not a specific tenant identified at this time. This analysis assumes the Project would be operated 24 hours per day, seven days per week, to present a conservative analysis or worst-case conditions.

The Project is a permitted use ("warehouse/distribution centers") under both the GI and LI PVCCSP land use designations. The building height would be a maximum of 50 feet. Additionally, the Project Applicant has committed to achieving LEED "Certified" status for the building.

The Project site is unimproved and vacant, apart from one three-parcel lot in the northwest corner comprised of APNs 314-153-021, -020, -019. The developed three-parcel lot totals approximately 2.7 acres and is currently utilized for semi-truck trailer storage. The Project site is generally flat and dominated by fallow field croplands. The site is situated at an elevation approximately 1,499 feet above mean sea level in the southwest corner to 1,486 feet above mean sea level in the northeast corner. The existing topography slopes approximately one percent in the southwest to northwest direction. The Project site is within the Western Riverside County Multiple Species Habitat Conservation Plan (MSHCP) Mead Valley Area Plan. The Project site is not located within an MSHCP Criteria Cell, Cell Group, or Linkage Area. Vegetation types at the Project site consist primarily of fallow field croplands and disturbed habitats generally devoid of vegetation. No Riparian/Riverine areas or vernal pools are located within or adjacent to the Project site.

The Project site's area is dominated by industrial and commercial uses, with some vacant land. Specifically, the Project site is bordered by an industrial warehouse to the south, commercial businesses to the north, vacant land, and legal, nonconforming residences to the east, and also a legal nonconforming use to the west at Patterson and California.

The major road that currently provides access to the Project site is Patterson Avenue. Interstate 215 (I-215) is west of the Project site. The interchange closest to the Project site is Harley Knox Boulevard, a designated truck route, approximately one-half mile to the northwest.

The Project will provide a total of 366 parking stalls for passenger vehicles consisting of approximately 326 standard automobile parking stalls, approximately 10 American Disabilities Act-compliant (ADA) accessible parking stalls, and 30 Electric Vehicle (EV)/Clean Air/Vanpool stalls. The Project site also includes approximately 140 trailer parking stalls. There will be approximately 168,406 SF of on-site landscaping.

The Project also includes the following offsite improvements:

- A new storm drain facility is proposed within Patterson Avenue right-of-way along the Project site's frontage and continuing north to a connection point beneath Harley Knox Boulevard.
- A new storm drain facility is proposed within Nevada Avenue right-of-way along the Project site's frontage from California Avenue and continuing to a connection point beneath Harley Knox Boulevard.
- A new storm drain extension is proposed to connect an existing facility in Patterson Avenue to the Riverside County Flood Control and Water Conservation District (RCFCWCD) Lateral B-Stage 4 facility and it was previously evaluated in the 1991 Perris Valley Master Drainage Plan Initial Study and Negative Declaration (State Clearinghouse No. 91042072).
- A new recycled water line that will serve the Project site is proposed within Patterson Avenue between the existing line just north of Markham Street north to Nance Street and is the responsibility of another developer under City Case No. DPR 22-00003.
- Patterson Avenue will be improved with curb, gutter, and sidewalk along the Project site frontage.
- Nevada Street along the Project site's frontage will be improved with curb, gutter, and sidewalk and paved with 38-feet of asphalt.
- A new sewer line is proposed within Nevada Avenue from the Project site to Harley Knox Boulevard.

- Repaving portions of Patterson Avenue from the Project site frontage to Harley Knox Boulevard is assumed as well as new pavement in Nevada Avenue between the Project site and Harley Knox Boulevard.

Water (potable and recycled) and sewer service are provided to the Project area by the Eastern Municipal Water District (EMWD).

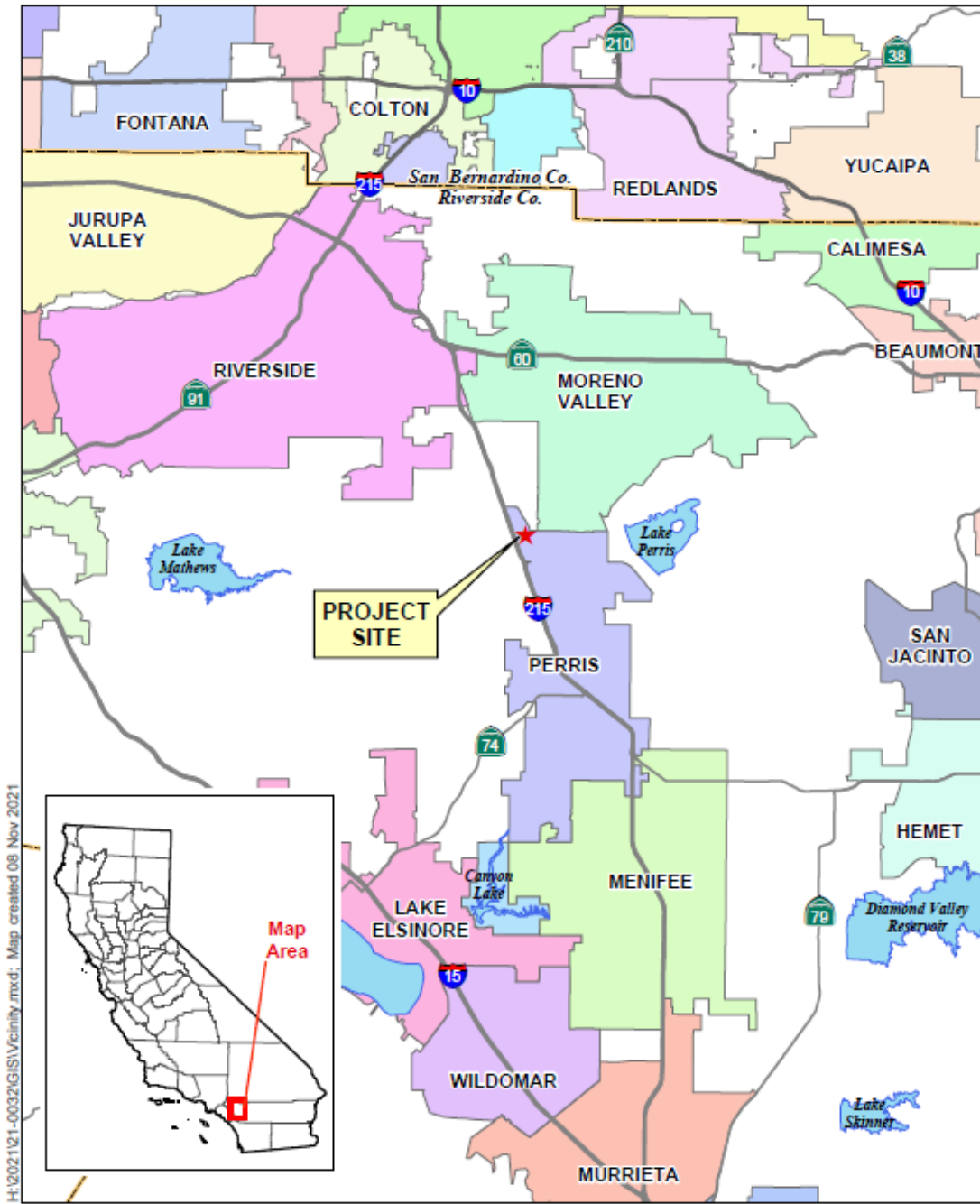
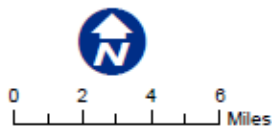


Figure 1 – Regional Map
Duke Patterson-Nance



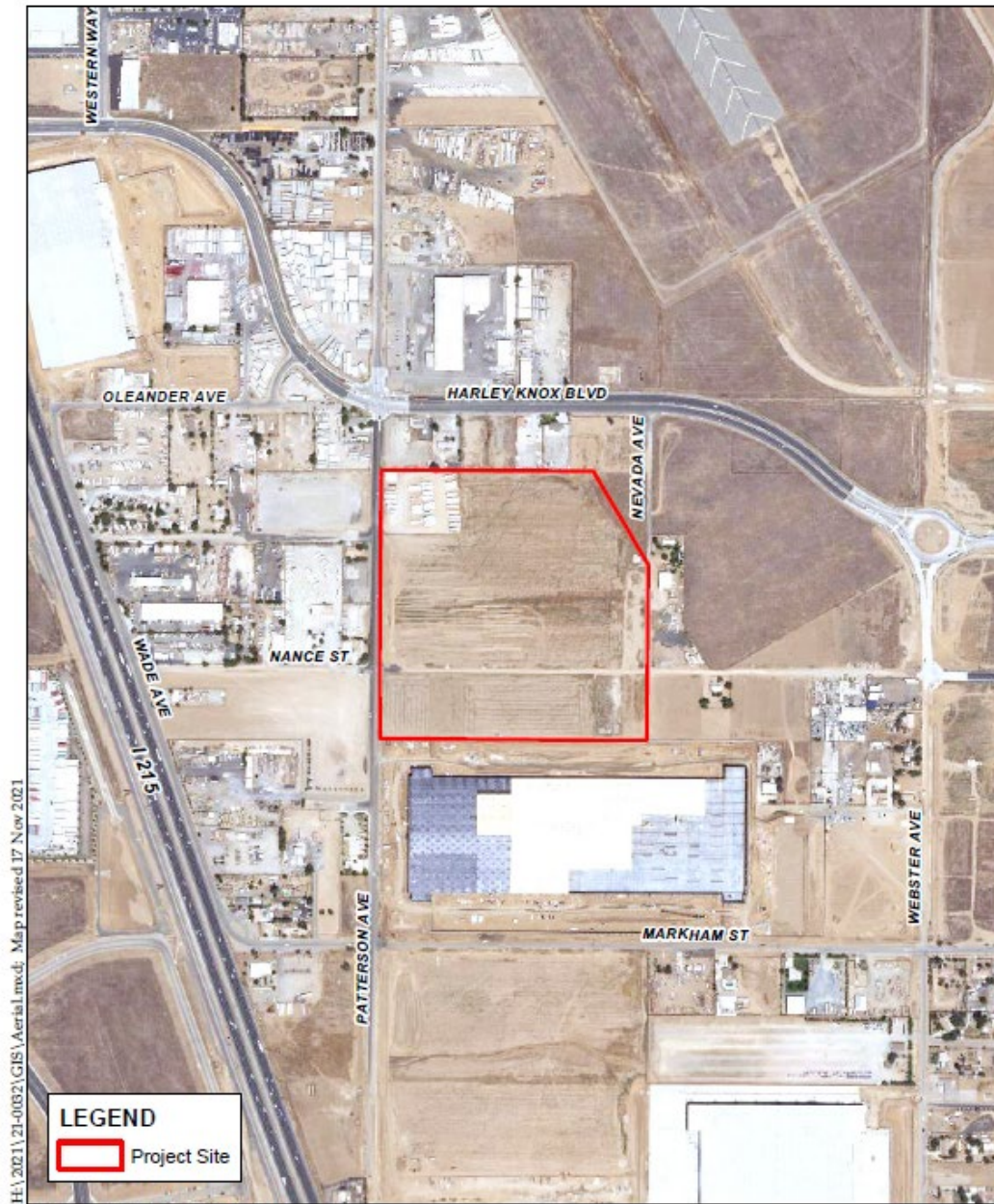


Figure 2 - Aerial Map
Duke Patterson-Nance

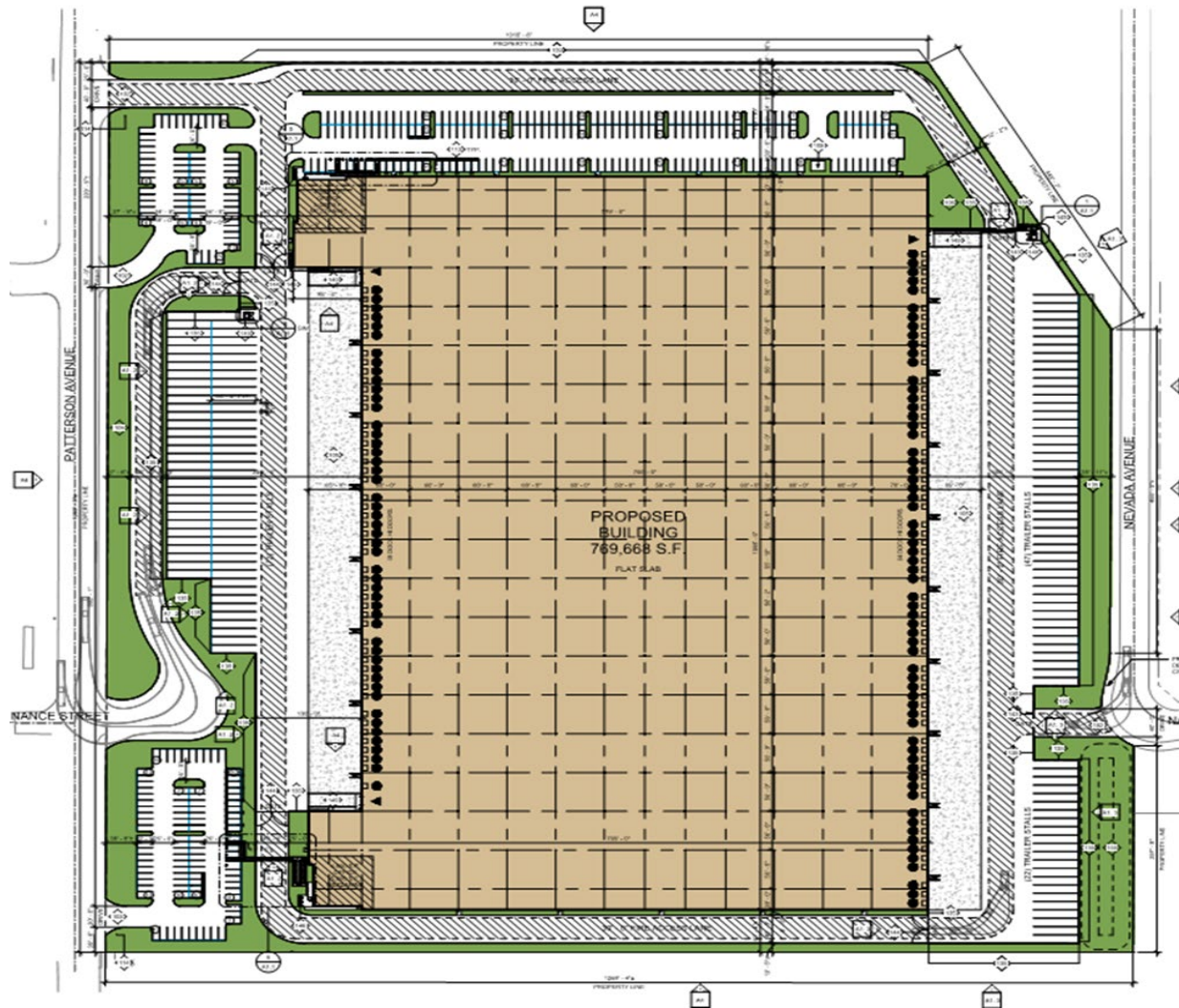


Figure 3. Site Plan Duke Patterson-Nance

2.0 FUNDAMENTALS OF SOUND

Sound is mechanical energy transmitted by pressure waves in a compressible medium such as air. Noise is generally defined as unwanted or excessive sound, which can vary in intensity by over one million times within the range of human hearing; therefore, a logarithmic scale, known as the decibel scale (dB), is used to quantify sound intensity. Community noise varies continuously over a period of time with respect to the contributing sound sources of the community noise environment. Community noise is primarily the product of many distant noise sources, which constitute a relatively stable background noise exposure, with the individual contributors unidentifiable. As such, background noise level changes throughout a typical day, corresponding with the addition and subtraction of distant noise sources such as traffic and single-event noise sources (e.g., aircraft flyovers, motor vehicles, sirens), which are readily identifiable to the individual.

Because the noise environment is continually changing, average noise over a period of time is generally used to describe the community noise environment, which requires the measurement of noise over a period of time to accurately characterize a community noise environment. This time-varying characteristic of environmental noise is described using various noise descriptors, which are defined below:

- L_{eq} : The L_{eq} , or equivalent sound level, is used to describe noise over a specified period of time in terms of a single numerical value; the L_{eq} of a time-varying signal and that of a steady signal are the same if they deliver the same acoustic energy over a given time. The L_{eq} may also be referred to as the average sound level.
- L_{max} : The maximum instantaneous noise level experienced during a given period of time.
- L_{min} : The minimum instantaneous noise level experienced during a given period of time.
- L_x : The noise level exceeded a percentage of a specified time period. The “x” represents the percentage of time a noise level is exceeded. For instance, L_{50} and L_{90} represent the noise levels that are exceeded 50 percent and 90 percent of the time, respectively.
- L_{dn} : Also termed the day-night average noise level (DNL), the L_{dn} is the average A-weighted noise level during a 24-hour day, obtained after the addition of 10 dBA to measured noise levels between the hours of 10:00 pm to 7:00 am to account for nighttime noise sensitivity.
- CNEL: CNEL, or Community Noise Equivalent Level, is the average A-weighted noise level during a 24-hour day that is obtained after the addition of 5 dBA to measured noise levels between the hours of 7:00 pm to 10:00 pm and after the addition of 10 dBA to noise levels between the hours of 10:00 pm to 7:00 am to account for noise sensitivity in the evening and nighttime, respectively.

In addition, sound is characterized by both its amplitude and frequency (or pitch). The human ear does not hear all frequencies equally. In particular, the ear deemphasizes low and very high frequencies. To approximate the sensitivity of human hearing, the A-weighted decibel scale (dBA) is used. On this

scale, the human hearing range extends from approximately 3 dBA to around 140 dBA. **Table 2-1** includes examples of A-weighted noise levels from common indoor and outdoor activities.

Table 2-1. Typical A-Weighted Noise Levels

Common Outdoor Noise	Noise Level (dBA)	Common Indoor Noise
	— 110 —	Rock band (noise to some, music to others)
Jet fly-over at 1000 feet		
	— 100 —	
Gas lawn mower at 3 feet		
	— 90 —	
Diesel truck at 50 feet at 50 mph		Food blender at 3 feet
	— 80 —	Garbage disposal at 3 feet
Noisy urban area, daytime		
Gas lawn mower, 100 feet	— 70 —	Vacuum cleaner at 10 feet
Commercial area		Normal speech at 3 feet
Heavy traffic at 300 feet	— 60 —	
		Large business office
Quiet urban daytime	— 50 —	Dishwasher in a neighboring room
Quiet urban nighttime	— 40 —	Theater, large conference room (background)
Quiet suburban nighttime		
	— 30 —	Library
Quiet rural nighttime		Bedroom at night
	— 20 —	
		Broadcast/recording studio
	— 10 —	
Lowest threshold of human hearing	— 0 —	Lowest threshold of human hearing

SOURCE: Caltrans, 1998.

Sound levels from two or more sources cannot be directly added together to determine the overall sound level using the decibel scale. Rather, the combination of two sounds at the same level yields an increase of 3 dBA. The smallest recognizable change in sound levels is approximately 1 dBA. A 3-dBA increase is generally considered barely perceptible, whereas a 5-dBA increase is readily perceptible. Most people judge a 10-dBA increase as an approximate doubling of the sound loudness.

Two of the primary factors that reduce levels of environmental sounds are increasing the distance between the sound source to the receiver and having intervening obstacles such as walls, buildings, or terrain features between the sound source and the receiver. Factors that act to increase the loudness of environmental sounds include moving the sound source closer to the receiver, sound enhancements caused by reflections, and focusing caused by various meteorological conditions.

2.1. Effects of Noise on People

Noise is generally loud, unpleasant, unexpected, or undesired sound that is typically associated with human activity that is a nuisance or disruptive. The effects of noise on people can be placed into four general categories:

- Subjective effects (e.g., dissatisfaction, annoyance)
- Interference effects (e.g., communication, sleep, and learning interference)
- Physiological effects (e.g., startle response)
- Physical effects (e.g., hearing loss)

Although exposure to high noise levels has been demonstrated to cause physical and physiological effects, the principal human responses to typical environmental noise exposure are related to subjective effects and interference with activities. Interference effects refer to interruption of daily activities and include interference with human communication activities, such as normal conversations, watching television, telephone conversations, and interference with sleep. Sleep interference effects can consist of both awakening and arousal to a lesser state of sleep. With regard to the subjective effects, the responses of individuals to similar noise events are diverse. They are influenced by many factors, including the type of noise, the perceived importance of the noise, the appropriateness of the noise to the setting, the duration of the noise, the time of day, and the type of activity during which the noise occurs, and individual noise sensitivity.

Overall, a wide variation of tolerance to noise exists, based on an individual's past experiences with sound. Thus, an important way of predicting a human reaction to a new noise environment is the way it compares to the existing environment to which one has adapted (i.e., comparison to the ambient noise environment). In general, the more a new noise level exceeds the existing ambient noise level, the less acceptable the new noise level will be judged by those hearing it. With regard to increases in A-weighted noise level, the following relationships generally occur:

- Except in carefully controlled laboratory experiments, a change of 1 dBA cannot be perceived.
- A 3 dBA change in noise levels is considered a barely perceivable difference outside the laboratory.
- A change in noise levels of 5 dBA is considered to be a readily perceivable difference.
- A change in noise levels of 10 dBA is subjectively heard as doubling of the perceived loudness.

These relationships partly occur because of the logarithmic nature of sound and the decibel system. The human ear perceives sound in a non-linear fashion; hence the decibel scale was developed.

Because the decibel scale is based on logarithms, two noise sources do not combine in a simple additive fashion but rather logarithmically. For example, if two identical noise sources produce noise levels of 50 dBA, the combined sound level would be 53 dBA, not 100 dBA.

2.2. Noise Attenuation

Stationary point noise sources, including stationary mobile sources such as idling vehicles, attenuate (lessen) at a rate between 6 dBA for hard sites and 7.5 dBA for soft sites for each doubling of distance from the reference measurement. Hard sites are those with a reflective surface between the source and the receiver, such as asphalt or concrete surfaces or smooth bodies of water. No excess ground attenuation is assumed for hard sites, and the changes in noise levels with distance (drop-off rate) are simply the geometric spreading of the noise from the source. Soft sites have an absorptive ground surface such as soft dirt, grass, or scattered bushes and trees. In addition to geometric spreading, an excess ground attenuation value of 1.5 dBA (per doubling distance) is normally assumed for soft sites. Noise from line sources (such as traffic noise from vehicles) attenuates at a rate between 3 dBA for hard sites and 4.5 dBA for soft sites for each doubling of distance from the reference measurement (Caltrans 2013).

Physical barriers between the noise source and the receiving property also reduce noise levels. Effective noise barriers can lower noise levels by 10 to 15dBA. Depending on site geometry, a noise barrier is more effective when placed closest to the noise source or receiver. However, there is a limitation on the effectiveness of a noise barrier. Noise barriers must block the line of sight between the receiving property and the noise source. A noise barrier can achieve a 5-dBA noise level reduction when this occurs. This may require the noise barrier to be sufficiently long and high enough to block the view of a road to reduce traffic noise.

2.3. Fundamentals of Vibration

Vibration is energy transmitted in waves through the ground or man-made structures, and these energy waves generally dissipate with distance from the vibration source. Familiar sources of ground-borne vibration are trains, buses on rough roads, and construction activities such as blasting, pile-driving, and operation of heavy earth-moving equipment. As described in the Federal Transit Administration's (FTA) Transit Noise and Vibration Impact Assessment (FTA 2006), ground-borne vibration can be a serious concern for nearby neighbors of a transit system route or maintenance facility, causing buildings to shake and rumbling sounds to be heard.

Several different methods are used to quantify vibration. The peak particle velocity (PPV) is defined as the maximum instantaneous peak of the vibration signal. The PPV is most frequently used to describe vibration impacts to buildings. The root mean square (RMS) amplitude is most frequently used to describe the effect of vibration on the human body. The RMS amplitude is defined as the average of the squared amplitude of the signal. Decibel notation (VdB) is commonly used to measure RMS. The relationship of PPV to RMS velocity is expressed in terms of the "crest factor," defined as the ratio of the PPV amplitude to the RMS amplitude. Peak particle velocity is typically a factor of 1.7 to 6 times greater than RMS vibration velocity (FTA 2006). The decibel notation compresses the range of numbers required to describe vibration. Typically, ground-borne vibration generated by man-made activities attenuates rapidly with distance from the vibration source. Sensitive receptors for vibration

include structures (especially older masonry structures), people (especially residents, the elderly, and the sick), and vibration-sensitive equipment.

The effects of ground-borne vibration include movement of the building floors, rattling of windows, shaking of items on shelves or hanging on walls, and rumbling sounds. In extreme cases, the vibration can cause damage to buildings. Building damage is not a factor for most projects, with the occasional exception of blasting and pile-driving during construction. Annoyance from vibration often occurs when the vibration levels exceed the threshold of perception by only a small margin. A vibration level that causes annoyance will be well below the damage threshold for normal buildings. The FTA measure of the threshold of architectural damage for conventional sensitive structures is 0.2 in/sec PPV (FTA 2006).

The background vibration velocity level in residential areas is usually around 50 VdB (approximately 0.0013 in/sec PPV). This level is well below the vibration velocity threshold of perception for humans, approximately 65 VdB. A vibration velocity level of 75 VdB is considered to be the approximate dividing line between barely perceptible and distinctly perceptible levels for many people (FTA 2006).

3.0 REGULATORY FRAMEWORK

The Project's governing regulatory framework within the City of Perris includes federal, state, and local noise and vibration standards. These standards are summarized below.

3.1 Federal Regulations and Standards

There are no federal noise standards that directly regulate environmental noise related to the construction or operation of the Project. With regard to noise exposure and workers, the Office of Safety and Health Administration (OSHA) regulations safeguard the hearing of workers exposed to occupational noise. Federal regulations also establish noise limits for medium and heavy trucks (more than 4.5 tons, gross vehicle weight rating) under 40 Code of Federal Regulations (CFR), Part 205, Subpart B. The federal truck pass-by noise standard is 80 dBA at 15 meters (approximately 50 feet) from the vehicle pathway centerline. These controls are implemented through regulatory restrictions on truck manufacturers.

3.2 Federal Transit Authority Vibration Standards

The City of Perris does not have vibration standards for evaluating building damage, and FTA vibration criteria will be utilized as a guide in lieu of specific vibration criteria. The FTA has adopted vibration standards to evaluate potential building damage impacts related to construction activities. The vibration damage criteria adopted by the FTA are shown in **Table 3-1**.

Table 3-1. Construction Vibration Damage Criteria

Building Category	PPV (in/sec)
I. Reinforced-concrete, steel, or timber (no plaster)	0.5
II. Engineered concrete and masonry (no plaster)	0.3
III. Non-engineered timber and masonry buildings	0.2
IV. Buildings extremely susceptible to vibration damage	0.12
SOURCE: FTA, 2006.	

The FTA has also adopted the following standards for ground-borne vibration impacts related to human annoyance: Vibration Category 1 – High Sensitivity, Vibration Category 2 – Residential, and Vibration Category 3 – Institutional. The FTA defines Category 1 as buildings where vibration would interfere with operations, such as vibration-sensitive research and manufacturing facilities, hospitals with vibration-sensitive equipment, and research operations. Category 2 refers to all residential land uses and any buildings where people sleep, such as hotels and hospitals. Category 3 refers to institutional land uses such as schools, churches, other institutions, and quiet offices that do not have

vibration-sensitive equipment but still have the potential for activity interference. The vibration thresholds associated with human annoyance for these three land-use categories are shown in **Table 3-2**. No thresholds have been adopted or recommended for industrial, commercial, and office uses.

Table 3-2. Ground-borne Vibration Impact Criteria for General Assessment

Land Use Category	Frequent Events ^a	Occasional Events ^b	Infrequent Events ^c
Category 1: Buildings where vibration would interfere with interior operations.	65 VdB ^d	65 VdB ^d	65 VdB ^d
Category 2: Residences and buildings where people normally sleep.	72 VdB	75 VdB	80 VdB
Category 3: Institutional land uses with primarily daytime use.	75 VdB	78 VdB	83 VdB
^a Frequent Events" is defined as more than 70 vibration events of the same source per day. ^b Occasional Events" is defined as between 30 and 70 vibration events of the same source per day. ^c Infrequent Events" is defined as fewer than 30 vibration events of the same kind per day. ^d This criterion is based on levels that are acceptable for most moderately sensitive equipment such as optical microscopes. SOURCE: FTA, 2006			

3.2 State Regulations and Standards

Noise Standards

The California Department of Health Services has established guidelines for land use and noise exposure compatibility that are listed in **Table 3-3**. In addition, the California Government Code (Section 65302(g)) requires a noise element to be included in general plans and requires that the noise element: (1) identify and appraise noise problems in the community; (2) recognize Office of Noise Control guidelines; and (3) analyze and quantify current and projected noise levels.

Table 3-3. California Community Noise Exposure (Ldn or CNEL)

Land Use	Normally Acceptable ^a	Conditionally Acceptable ^b	Normally Unacceptable ^c	Clearly Unacceptable ^d
Single-family, Duplex, Mobile Homes	50 - 60	55 - 70	70 - 75	above 75
Multi-Family Homes	50 - 65	60 - 70	70 - 75	above 75
Schools, Libraries, Churches, Hospitals, Nursing Homes	50 - 70	60 - 70	70 - 80	above 80
Transient Lodging – Motels, Hotels	50 - 65	60 - 70	70 - 80	above 75
Auditoriums, Concert Halls, Amphitheaters	---	50 - 70	---	above 70
Sports Arena, Outdoor Spectator Sports	---	50 - 75	---	above 75
Playgrounds, Neighborhood Parks	50 - 70	---	67 - 75	above 75
Golf Courses, Riding Stables, Water Recreation, Cemeteries	50 - 75	---	70 - 80	above 80
Office Buildings, Business, and Professional Commercial	50 - 70	67 - 77	above 75	---
Industrial, Manufacturing, Utilities, Agriculture	50 - 75	70 - 80	above 75	---

a Normally Acceptable: Specified land use is satisfactory, based upon the assumption that any buildings involved are of normal conventional construction without any special noise insulation requirements.

b Conditionally Acceptable: New construction or development should be undertaken only after a detailed analysis of the noise reduction requirements is made and needed noise insulation features included in the design. Conventional construction, but with closed windows and fresh air supply systems or air conditioning, will normally suffice.

c Normally Unacceptable: New construction or development should generally be discouraged. If new construction or development does proceed, a detailed analysis of the noise reduction requirements must be made and needed noise insulation features included in the design.

d Clearly Unacceptable: New construction or development should generally not be undertaken.

SOURCE: FTA, 2006.

The State of California has noise limits for vehicles licensed to operate on public roads. For heavy trucks, the state pass-by standard is consistent with the federal limit of 80 dBA. The state pass-by

standard for light trucks and passenger cars (less than 4.5 tons, gross vehicle rating) is also 80 dBA at 15 meters (50 feet) from the centerline. These standards are implemented through controls on vehicle manufacturers and by state and local law enforcement officials' legal sanctions.

3.3 Local Regulations and Standards

City of Perris Municipal Code

The City of Perris Municipal Code, Chapter 19.44 (Industrial Zones) Section 19.44.070 b(1) and b(2), outlines performance standards for Industrial uses as follows.

- Noise generated on-site shall be controlled for compatibility with surrounding land uses. Any proposed use that may generate noise during evening hours (7:00 pm to 7:00 am) must submit a detailed noise assessment and plan to mitigate potential noise impacts.
- Vibrations generated on-site shall not be detectable off-site. Any proposed use that may generate vibrations detectable off-site must submit a detailed vibration assessment and plan to address and mitigate potential impacts.

The City of Perris Municipal Code, under Chapter 7.34 (Noise Control), provides the local government ordinance relative to community noise level exposure, guidelines, and regulations.

The City of Perris Municipal Code, Chapter 7.34 *Noise Control*, Section 7.34.040, establishes the following permissible noise levels that may intrude into a neighbor's property from the use of sound-amplifying equipment. The maximum permissible noise level shall not exceed 60 dBA during the hours of 10:01 pm to 7:00 am, and 80 dBA between the house or 7:01 am to 10:00 pm at the property line of the affected residential land use

The Municipal Code exterior noise level criteria for residential properties affected by operational noise sources are included in Section 7.34.050 *General Prohibition*, which states that the Section 7.34.040 sound-amplifying equipment noise standards shall apply.

Construction Noise Levels Pursuant to Section 7.34.060 (Construction Noise), the construction, demolition, excavation, alteration, or repair of any building or structure in such a manner as to create disturbing, excessive, or offensive noise is prohibited between the hours of 7:00 pm, and 7:00 am, on Sundays, and a legal holiday. Construction activity shall not exceed 80 dBA L_{max} in residential zones within the city.

City of Perris General Plan

The City of Perris General Plan Noise Element includes Land Use/Noise Compatibility Guidelines, as shown in **Figure 4** (on page 18), which generally establishes acceptable exterior noise levels for specified land uses.

Under Policy V.A, the City of Perris General Plan states that new large-scale commercial or industrial facilities within 160 feet of sensitive land uses shall mitigate noise impacts to attain an acceptable level required by the State of California Noise/Land Use Compatibility Criteria. Under this policy, the City of Perris General Plan Noise Element lists Implementation Measure V.A.1. This implementation measure requires an acoustical impact analysis to be prepared for new industrial and large-scale commercial facilities that are constructed within 160 feet of the property line of any existing noise-sensitive land use. This analysis shall document the nature of the commercial or industrial facility and all interior or exterior facility operations that would generate exterior noise. The analysis shall

document the placement of any existing or proposed noise-sensitive land uses situated within the 160-foot distance. The analysis shall determine the potential noise levels that could be received at these sensitive land uses and specify specific measures to be employed by the large-scale commercial or industrial facility to ensure that these levels do not exceed 60 dBA CNEL at the property line of the adjoining sensitive land use. No development permits or approval of land use applications shall be issued until the acoustic analysis is received and approved by the City Staff.

This acoustical impact analysis satisfies Implementation Measure V.A.1 and provides documentation of compliance to all applicable noise standards.

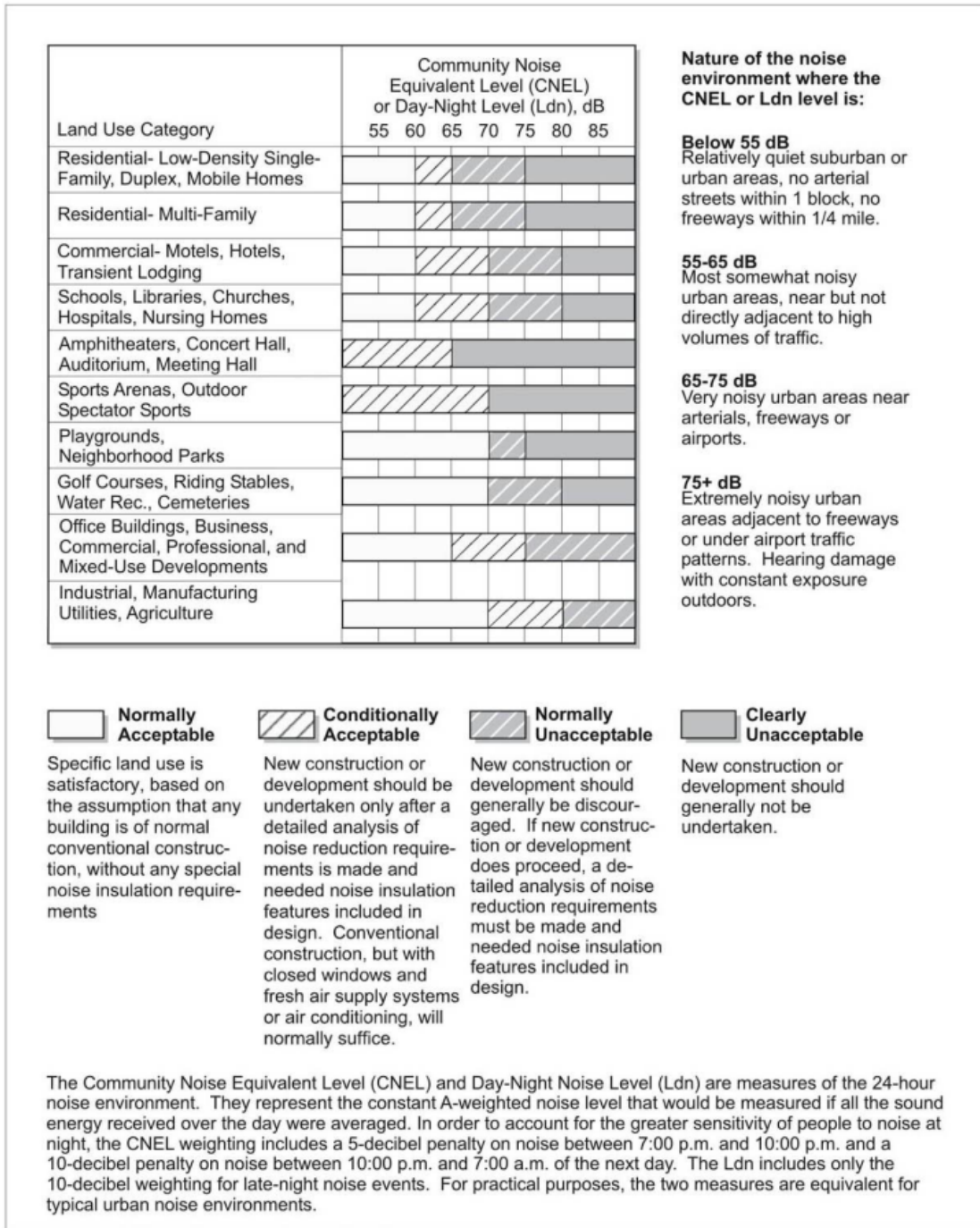


Figure 4-1. City of Perris Land Use Compatibility Guidelines

4.0 THRESHOLDS OF SIGNIFICANCE

Appendix G of the 2020 California Environmental Quality Act (CEQA) Guidelines states that a Project could have a noise impact if any of the following would occur:

- a) Generation of a substantial temporary or permanent increase in ambient noise levels in the vicinity of the project in excess of standards established in the local general plan or noise ordinance or applicable standards of other agencies?
- b) Generation of excessive ground-borne vibration or ground-borne noise levels?
- c) For a project located within the vicinity of a private airstrip or an airport land use plan or, where such a plan has not been adopted, within two miles of a public airport or public use airport, would the project expose people residing or working in the project area to excessive noise levels?

4.1. Perris Valley Commerce Center Specific Plan Thresholds

According to the PVCC SP Environmental Impact Report (EIR), there is no official “industry standard” for determining the significance of noise impacts. While the CEQA Guidelines and the City of Perris General Plan Guidelines provide direction on noise compatibility and establish noise standards by land-use type, CEQA thresholds are not defined for the levels at which increases are considered substantial. *However, a jurisdiction will typically identify either 3 dBA or 5 dBA increase as the threshold because these levels represent varying levels of perceived noise increases* (page 4.9-20, PVCC SP EIR, July 2011).

The PVCC SP EIR indicates that a 5-dBA noise level increase is considered *discernable to most people in an exterior environment* when the existing noise levels are below 60 dBA. Further, it identifies a 3-dBA increase threshold when the existing ambient noise levels already exceed 60 dBA (page 4.9-20, PVCC SP EIR, July 2011).

4.2. Operational and Construction Thresholds

Noise levels exceed CEQA thresholds if any of the following occur as a direct result of the proposed development.

OFF-SITE TRAFFIC NOISE

Traffic noise impacts exceed the CEQA thresholds when the resulting noise levels at noise-sensitive land uses (e.g., residential, etc.):

- are less than 60 dBA CNEL and the project creates a 5 dBA CNEL or greater project-related noise level increase (PVCC SP EIR, Page 4.9-20); or
- exceed 60 dBA CNEL, and the project creates a 3 dBA CNEL or greater project-related noise level increase (PVCC SP EIR, Page 4.9-20).

OPERATIONAL NOISE AND VIBRATION

The noise CEQA threshold is exceeded if one of the following occurs:

- Project-related operational noise levels resulting from stationary sources, such as on-site noise such as idling trucks, delivery truck activities, backup alarms, loading and unloading, air

- conditioning units, and parking lot vehicle movements, exceed the 80 dBA L_{max} daytime or 60 dBA L_{max} nighttime noise level standards at the nearby sensitive receiver locations in the City of Perris (City of Perris Municipal Code, Section 7.34.040); or
- Project-related operational noise levels from industrial or commercial facilities located within 160 feet of the property line of the affected residential land use exceed 60 dBA CNEL; or
 - Ambient noise levels at the nearby noise-sensitive receivers near the Project site:
 - are less than 60 dBA L_{eq} and the project creates a 5 dBA L_{eq} or greater project-related noise level increase (PVCC SP EIR, Page 4.9-20); or
 - exceed 60 dBA L_{eq} , and the project creates a 3 dBA L_{eq} or greater project-related noise level increase (PVCC SP EIR, Page 4.9-20).

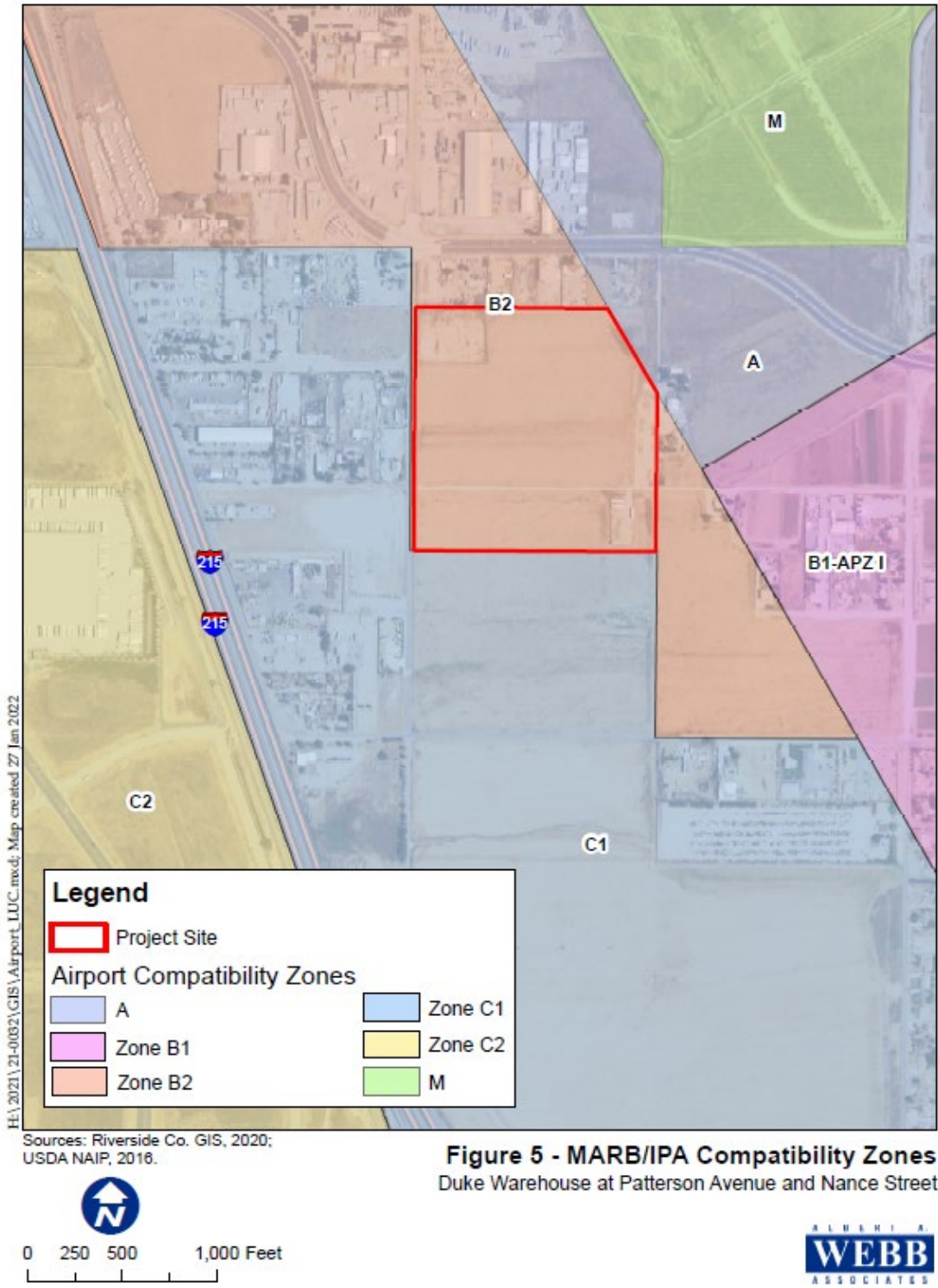
Although the City of Perris does not have any specified thresholds for vibration, the FTA vibration criteria, as referenced in the PVCC SP EIR pages 4.9-27 and 4.9-28, will be utilized to evaluate vibration impacts. If long-term project generated operational source vibration levels exceed the FTA maximum acceptable vibration standard of 80 vibration decibels (VdB) at noise-sensitive receiver locations, noise levels will exceed the vibration CEQA threshold.

CONSTRUCTION NOISE AND VIBRATION

If project-related construction activities create noise levels at sensitive receiver locations in the City of Perris above the construction noise level limit of 80 dBA L_{eq} (City of Perris Municipal Code 7.34.060), noise levels will exceed the noise CEQA threshold. Although the City of Perris does not have any specified thresholds for vibration, the FTA vibration criteria, as referenced PVCC SP EIR pages 4.9-27 and 4.9-28, will be utilized to evaluate vibration impacts. If short-term project-generated construction source vibration levels exceed the FTA maximum acceptable vibration standard of 80 vibration decibels (VdB) at noise-sensitive receiver locations, noise levels will exceed the vibration CEQA threshold.

AIRPORT NOISE

The proposed Project site is approximately 0.1 miles southwest of the March Air Reserve Base/Inland Port Airport (MARB/IPA). It is subject to the March Air Reserve Base/Inland Port Airport Land Use Compatibility Plan (MARB/IPA LUCP). The MARB/IPA LUCP divides the area close to the airport into zones based on proximity to the airport and perceived risks. This Plan provides noise contours for this airport to assist in setting policies for establishing new land uses and appropriate mitigation for properties that will continue to be exposed to higher noise levels. The proposed Project site is within Airport Overlay Zone B2, as shown in **Figure 5 – MARB Compatibility Zones**. The Project site is not located within a MARB/IPA Accident Potential Zone. For this zone, the noise contour is 65 CNEL. The Project is consistent with the type of land use for this compatibility zone. Standard building construction for the Project is presumed to provide adequate sound attenuation where the difference between the exterior noise exposure and the interior standard is 20 dB or less. Compliance with the land use type for this compatibility zone meets the CEQA threshold for airport noise.



5.0 EXISTING NOISE MEASUREMENTS

The existing noise environment was characterized by collecting field noise measurements at the property boundary of the Project area. Three (3) long-term 24-hour measurements were taken at the Project site from August 10 through August 12, 2021. **Table 5-1** presents the CNEL values and hourly day and night noise levels for the Project site for the sensitive receivers identified in **Figure 6**. Appendix A includes the field monitoring data for this monitoring location.

5.1 Measurement Procedure and Criteria

Hourly noise levels were measured during typical weekday conditions over 24 hours to describe the existing noise environment, the daytime, nighttime hourly noise levels, and associated 24-hour CNEL. The 24-hour measurement provides the hourly noise levels to calculate the CNEL for the Project area. The long-term noise measurements were taken using a Larson Davis Type 1 precision sound level meter. The noise meter was programmed in "slow" mode to record noise levels in the "A" weighted form. The sound level meter and microphone were mounted, five feet above the ground, and equipped with a windscreen during all measurements. The Larson Davis sound level meter was calibrated before the monitoring using a CAL200 calibrator. All noise level measurement equipment meets American National Standards Institute (ANSI) specifications for sound level meters (S1.4-1983 identified in Chapter 19.68.020.AA).

5.2 Noise Measurement Locations

Noise measurement locations are shown in **Figure 6**. **Table 5-1** identifies the hourly daytime (7:01 am to 10:00 pm) and nighttime (10:01 pm to 7:00 am) noise levels for the noise measurement location consistent with the City of Perris Municipal Code. Appendix A provides a summary of the existing hourly ambient noise levels as described below:

- Site 1 represents the noise levels adjacent to the west portion of the Project site boundary near Patterson Avenue and West Nance Street. The noise level measurements collected show an overall 24-hour exterior noise level of 65 dBA CNEL. The energy (logarithmic) average daytime noise level was calculated at 58.7 dBA L_{eq} with an average nighttime noise level of 53.9 dBA L_{eq} .
- Site 2 represents the noise levels north of the Project site boundary south of Harley Knox Boulevard. The noise level measurements collected show an overall 24-hour exterior noise level of 61 dBA CNEL. The energy (logarithmic) average daytime noise level was calculated at 55.1 dBA L_{eq} with an average nighttime noise level of 49.6 dBA L_{eq} .
- Site 3 represents the noise levels adjacent to the east portion of the Project site boundary near Nevada Avenue. The noise level measurements collected show an overall 24-hour exterior noise level of 61 dBA CNEL. The energy (logarithmic) average daytime noise level was calculated at 56.8 dBA L_{eq} with an average nighttime noise level of 48.4 dBA L_{eq} .

Table 5-1. Existing (Ambient) Long-Term (24-hour) Noise Level Measurements¹

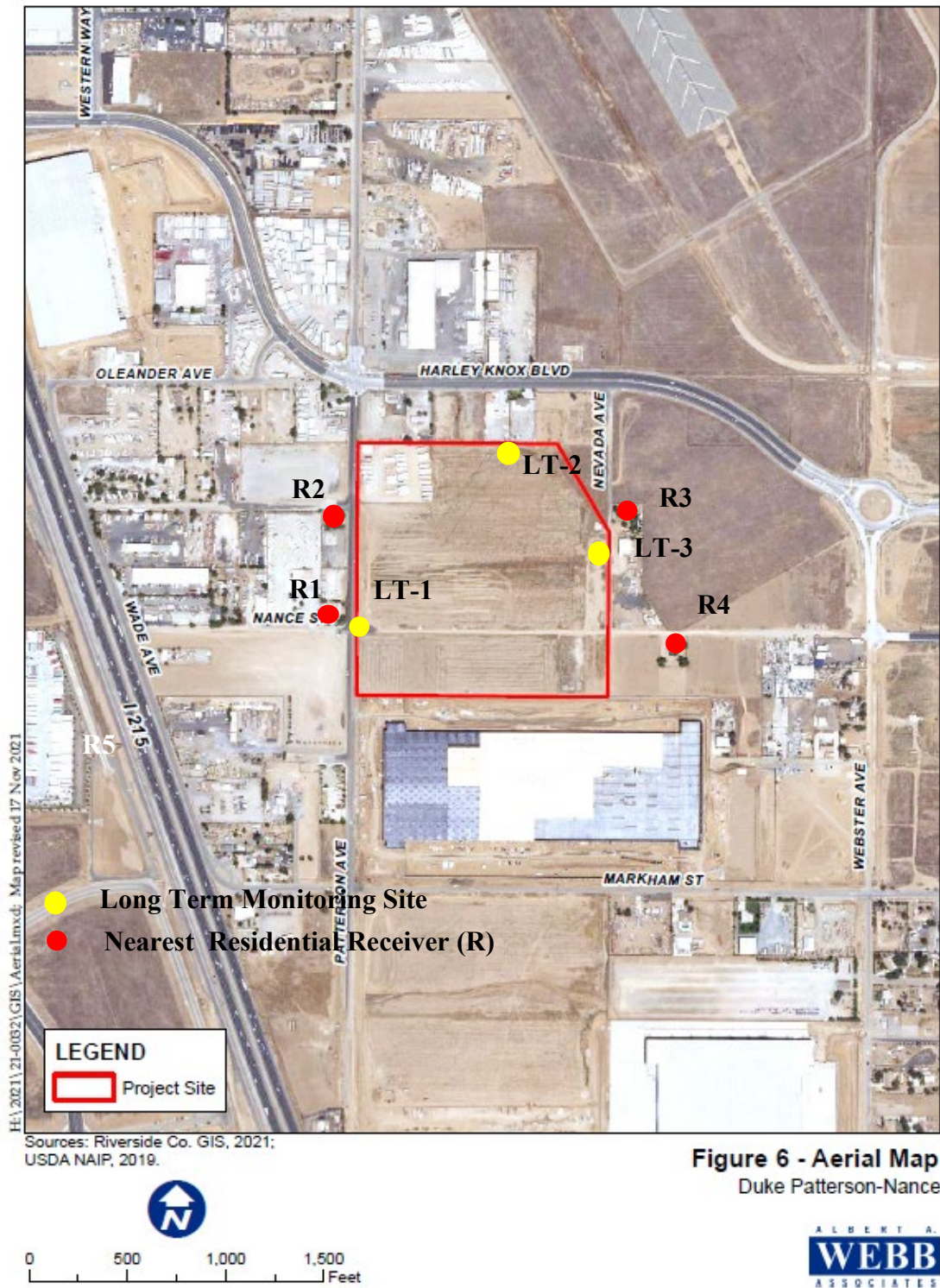
Noise Monitoring Location ID ^{2,3}	Description	Hourly Noise Levels (1hr-L _{eq}) ⁴						24-hour Noise Levels (CNEL)
		Daytime Minimum	Daytime Maximum	Average Daytime	Nighttime Minimum	Nighttime Maximum	Average Nighttime	
Site 1	Patterson Avenue & Nance St.	55.6	66.1	58.7	57.8	60.2	53.9	65
Site 2	Northern Project boundary south of Harley Knox Blvd	52.2	63.2	55.1	47.7	57.9	49.6	61
Site 3	Western Project boundary at Nevada Avenue	47.2	67.4	56.8	49	54.8	48.4	61

¹ Noise measurement was taken on August 10, 2022, and August 11, 2022, for sites 1 and 2, August 11, and August 12 for site 3. See Appendix A for monitoring data.

² See Figure 6 for the location of the monitoring sites.

³ Taken with Larson Davis Type 1 noise meter

⁴ Daytime hours- 7:01am to 10:00pm, Nighttime hours-10:01pm to 7:00am



6.0 ANALYSIS METHODS AND PROCEDURES

The following section outlines the analysis methods utilized to predict future noise and vibration levels from the construction and operation of the Project.

6.1 Construction

6.1.1 Noise Analysis Methods

The assessment of the construction noise impacts must be relatively general at this phase of the Project because many of the decisions affecting noise will be at the contractor's discretion. However, an assessment based on the type of equipment expected to be used by the contractor can provide a reasonable estimate of potential noise impacts and the need for noise mitigation. A representative construction noise scenario was developed to estimate the loudest activities occurring at the Project site. Pile driving and blasting activities are not anticipated; therefore, the loudest construction activities are centered around the movement of heavy construction equipment during grading operations and the erection of buildings. It was assumed that all construction activities would occur at the center of the Project site. The calculated noise level was then compared to the local noise regulation to determine if construction would exceed the City of Perris's exterior noise standard of 80 dBA L_{max} at nearby residential land uses. Construction of the Project is expected to occur over eleven months. Receiver distance to the construction activity and the equipment operating at the maximum load will greatly influence construction noise levels experienced at residential land uses.

6.1.2 Vibration Analysis Methods

Ground-borne vibration levels resulting from construction activities within the Project area were estimated using the FTA data in its Transit Noise and Vibration Impact Assessment Manual (FTA, 2018). Predicted construction vibration levels were identified at the nearest off-site residential land use R3 and compared to the FTA damage and human annoyance criteria, as shown previously in **Table 3-2**.

6.2 Operational Noise & Vibration Analysis

6.2.1 Operational Traffic Noise Analysis Methods

The expected roadway noise level increases from vehicular traffic were calculated using a computer program that replicates the Federal Highway Administration (FHWA) Traffic Noise Prediction Model- FHWA-RD-77-108. (13) The FHWA Model arrives at a predicted noise level through a series of adjustments to the Reference Energy Mean Emission Level (REMEL). The national REMELs are substituted with the California Vehicle Noise (Calveno) Emission Levels in California. (14) Adjustments are then made to the REMEL to account for: the roadway classification (e.g., collector, secondary, major, or arterial), the active roadway width (i.e., the distance between the center of the outermost travel lanes on each side of the roadway), the total average daily traffic (ADT), the travel speed, the percentages of automobiles, medium trucks, and heavy trucks in the traffic volume, the roadway grade, the angle of view (e.g., whether the roadway view is blocked), the site conditions ("hard" or "soft" relates to the absorption of the ground, pavement, or landscaping), and the percentage of total ADT which flows each hour throughout a 24-hour period.

6.2.2 Operational Traffic Noise Analysis Inputs

Table 6-1 presents the roadway parameters used to assess the Project's off-site transportation noise impacts. As shown, Table 6-1 identifies the three study area roadway segments, the existing and Project ADT volumes, the posted vehicle speeds, and the time of day (daytime, evening, and nighttime) vehicle splits. The ADT volumes used in this study are presented for the Project were obtained from the Traffic Impact Analysis for Duke Patterson-Nance Warehouse Project in the City of Perris (DPR 21-00005) prepared by Webb Associates (January 2022) for the following traffic scenarios: Existing with and without the Project, Opening Year with Project and Opening Year with Project Plus Cumulative Projects.

Table 6-1. Roadway Parameters and Vehicle Distribution							
Roadway	Segment	Existing without Project ADT	Opening Year without Project ADT	Existing Plus Project ADT	Opening Year Plus Project Plus Cumulative Projects	Speed (MPH)	Site Conditions
Patterson Ave	Harley Knox Blvd to California Ave	2,600	2,800	3,200	3,400	40	Soft
Secondary and Collector Vehicle Distribution (Truck Mix) ²							
Motor-Vehicle Type		Daytime % (7AM to 7 PM)	Evening % (7 PM to 10 PM)	Night % (10 PM to 7 AM)		Total % of Traffic Flow	
Automobiles		75.5	14.0	10.5		97.42	
Medium Trucks		48.9	2.2	48.9		1.84	
Heavy Trucks		47.3	5.4	47.3		0.74	
Notes:							
¹ Traffic Impact Analysis for Duke Patterson-Nance Warehouse Project in the City of Perris (DPR 21-00005) prepared by Webb Associates (January 2022)							
² Vehicle distribution data is based on Riverside County Mix data for collectors and secondary roadways.							

6.2.3 Operational Traffic Vibration Analysis

As a conservative measure, the vibration vs. distance curve obtained from the Caltrans Transportation and Construction Vibration Guidance Manual will be used to represent worst-case vibration levels from truck traffic at the nearest receiver location. This curve provides empirical data collected from several freeways and local roadways to determine auto and truck traffic vibration levels. This curve will qualitatively assess anticipated vibration levels at residential land uses along local roadways near the Project site. These vibration levels will be compared to the Caltrans and FTA vibration criteria, as shown previously in **Tables 3-1 and 3-2**. These criteria will be utilized to evaluate the vibration effects of continuous auto and truck traffic.

6.2.4 Stationary Noise Analysis Method

The primary non-transportation noise sources associated with the Project are HVAC equipment, on-site parking lot circulation, and the loading docks' activity. In order to evaluate these noise sources at the nearest residential noise-sensitive receptors, the reference noise level of similar operational activities was obtained from the SoundPlan library. **Table 6.2** provides the reference noise level measurements used from the SoundPlan library for operational noise sources. These reference noise levels were used to describe the anticipated operational noise levels generated from idling trucks, delivery truck activities, backup alarms, loading and unloading, air conditioning units, and trailer and parking lot vehicle movements.

The SoundPLAN noise prediction model was used to calculate noise levels at the noise-sensitive receptors located around the Project site. Inputs to the SoundPLAN model included ground topography and ground type, noise source locations and heights, receiver locations, and sound power level data. These predictions are made in accordance with International Organization for Standardization (ISO) standard 9613-2:1996 (Acoustics – Attenuation of sound during propagation outdoors). It should be noted that sound power measures the total acoustic energy emitted by a noise source and is irrespective of the distance from the source. Sound power is input into the SoundPLAN model to represent the total acoustic energy emitted by a specific noise source. Sound power levels in this report are reported as A-weighted decibel levels, noted as “dBA, PWL” per industry standards. The model then corrects the many factors (i.e., distance, terrain shielding, atmospheric absorption, etc.) that affect sound propagation from the noise source to the receiver location.

Table 6-2. Reference Noise Levels					
Noise source ¹	Source Type	# of Units	Reference Noise Level L _{eq} (dBA) ¹	Reference Noise Level L _{max} (dBA) ¹	Distance (ft)
Idling Semi Truck	Point Source	113	73.8	74.9	10
Back Up Alarm	Point Source	113	77.9	92.7	3
HVAC	Point Source	112	67.7	68.6	3
Trailer Parking	Area(SP Parking Tool)	141	-	-	1 trailer per hr per stall
Parking	Area(SP Parking Tool)	515	-	-	1 car per hr
¹ Reference noise levels were obtained from the Sound Plan library.					

7.0 OFF-SITE TRANSPORTATION NOISE IMPACTS

Roadway Noise

Implementation of the Project would generate increased traffic volumes along nearby roadway segments. According to the Traffic Impact Analysis for Duke Patterson-Nance Warehouse Project in the City of Perris (DPR 21-00005) prepared by Webb Associates (January 2022), the proposed Project would generate 1,077 daily vehicle trips and a total of 62 AM peak hour vehicle trips and 78 PM peak hour vehicle trips. The Project's increase in traffic may result in noise increases on Project area roadways. In general, a traffic noise increase of 3 dBA is barely perceptible to people, while a 5-dBA increase is readily noticeable. Traffic volumes on Project area roadways would have to approximately double for the resulting traffic noise levels to increase by 3 dBA.

Off-site transportation CNEL noise level impacts from the proposed Project were predicted using traffic volumes from the Traffic Impact Analysis for Duke Patterson-Nance Warehouse Project in the City of Perris (DPR 21-00005) prepared by Webb Associates (January 2022). The CNEL noise levels are evaluated from the center of the roadway. Noise contours were developed for the following traffic scenarios:

- Existing Without Project (2021): This scenario refers to the existing present-day noise conditions, without the proposed Project.
- Existing With Project : This scenario refers to the existing present-day noise conditions, with the proposed Project.
- Opening Year with Project (2024): This scenario refers to the existing present-day noise conditions, plus ambient growth with the proposed Project.
- Opening Year with Project Plus Cumulative Projects (2024): This scenario refers to the existing present-day noise conditions, plus ambient growth plus cumulative projects in the area with the proposed Project.

7.1 TRAFFIC NOISE CONTOURS

Noise contours were used to assess the Project's incremental traffic-related noise impacts at land uses adjacent to roadways conveying Project traffic based on the PVCC SP EIR significance criteria. The noise contours represent the distance to noise levels of a constant value and are measured from the center of the roadway for the 70, 65, 60, and 55 CNEL dBA noise levels.

The noise contours do not consider the effect of any existing noise barriers or topography that may attenuate ambient noise levels. In addition, because the noise contours reflect modeling of vehicular noise on area roadways, they do not reflect noise contributions from the surrounding stationary noise sources within the Project study area.

Tables 7-1 through 7-4 summarize the exterior traffic noise levels, without barrier attenuation, for the affected study area roadway segment. The following operating conditions were analyzed Existing without Project , Existing with Project, Opening Year with Project and Opening Year with Project and Cumulative Projects in the area. Appendix B includes a summary of the traffic noise level contours for each of the four traffic scenarios.

Table 7-1 presents the Existing without Project condition CNEL noise levels. The Existing without Project exterior noise level is 61.2 dBA CNEL, without accounting for noise attenuation features such as noise barriers or topography. Table 7-2 shows the Opening Year with Project condition of 61.5 CNEL. Table 7-3 presents the Existing with Project condition of 62.1 CNEL. Table 7-4 presents the Opening Year with Project and Cumulative Projects condition of 62.4. As shown in Table 7-5, the Project will generate an 0.9 dBA increase in exterior noise levels between Existing with and without Project condition and the Opening Year with Project condition and the Opening Year with Project and Cumulative Projects condition. Therefore CNEL noise levels will remain below the significance threshold of 3 dBA CNEL when the without Project noise levels are above 60 dBA CNEL. Thus, the off-site Project-related traffic noise level increase is considered a *less than significant* impact under Existing with Project conditions.

Table 7-1. Existing Without Project Exterior Noise Levels

Roadway ¹	Segment	CNEL at 50 Ft (dBA)	Distance to Contour (ft) ²			
			70 dBA CNEL	65 dBA CNEL	60 dBA CNEL	55 dBA CNEL
Patterson Ave	Harley Knox Blvd to California Ave	61.2	13	28	60	130

Notes:
¹ Exterior noise levels calculated at 5 feet above ground level.
² Noise levels were calculated from the centerline of the subject roadway.

Table 7-2. Opening Year With Project Exterior Noise Levels

Roadway ¹	Segment	CNEL at 50 Ft (dBA)	Distance to Contour (ft) ²			
			70 dBA CNEL	65 dBA CNEL	60 dBA CNEL	55 dBA CNEL
Patterson Ave	Harley Knox Blvd to California Ave	61.5	13	28	60	130

Notes:
¹ Exterior noise levels calculated at 5 feet above ground level.
² Noise levels were calculated from the centerline of the subject roadway.

Table 7-3. Existing With Project Exterior Noise Levels

Roadway ¹	Segment	CNEL at 50 Ft (dBA)	Distance to Contour (ft) ²			
			70 dBA CNEL	65 dBA CNEL	60 dBA CNEL	55 dBA CNEL
Patterson Ave	Harley Knox Blvd to California Ave	62.1	15	32	69	149

Notes:
¹ Exterior noise levels calculated at 5 feet above ground level.
² Noise levels were calculated from the centerline of the subject roadway.

Table 7-4. Opening Year with Project Plus Cumulative Projects Exterior Noise Levels

Roadway ¹	Segment	CNEL at 50 Ft (dBA)	Distance to Contour (ft) ²			
			70 dBA CNEL	65 dBA CNEL	60 dBA CNEL	55 dBA CNEL
Patterson Ave	Harley Knox Blvd to California Ave	62.4	16	33	72	155

Notes:
¹ Exterior noise levels calculated at 5 feet above ground level.
² Noise levels were calculated from the centerline of the subject roadway.

Table 7-5. Change in Existing Noise Levels as a Result of Project

Roadway ¹	Segment	CNEL at 50 Feet dBA ²						Potential Significant Impact
		Existing Without Project	Existing With Project	Change in Noise Level	Opening Year with Project	Opening Year with Project Plus Cumulative Projects	Change in Noise Level	
Patterson Ave	Harley Knox Blvd to California Ave	61.2	62.1	0.9	61.5	62.4	0.9	No

Notes:
¹ Exterior noise levels calculated at 5 feet above ground level.
² Noise levels were calculated from the centerline of the subject roadway.

8.0 STATIONARY-RELATED NOISE IMPACTS

The Project was evaluated for stationary noise impacts. The City of Perris Municipal Code, Section 7.34.040, requires operational noise levels not to exceed the 80 dBA L_{max} daytime or 60 dBA L_{max} nighttime noise level standards at the nearby sensitive receiver locations in the City of Perris. This noise study evaluates noise levels at residential and non-residential land uses surrounding the Project site, as shown in Figure 6. Receivers R1 through R4 are non-conforming residential land uses. Receiver R1 represents two commercial land uses, but a structure on-site appears to be a residence. This receiver was included in the analysis as a residential land use and the residential noise standards were applied to this location. Stationary-related noise impacts were evaluated utilizing the maximum noise levels assumptions outlined in section 6.2.4 for the HVAC equipment, on-site parking lot circulation, trailer parking spaces and the loading docks (including backup beeps and air brake releases for both trailers and truck loading and unloading activities).

Table 8-1 list the sensitive residential receiver locations near the Project site. Distances were measured from the sensitive receiver location to the Project site boundary for receivers R1 through R4. Receiver R1 represents two commercial land uses, but a structure on-site appears to be a residence. This receiver was included in the analysis as a residential land use and the residential noise standards were applied to this location. Receivers R2 through R4 are non-conforming residential land uses. Therefore, the residential standard will be utilized to evaluate construction noise impacts for all identified land uses. Receiver R3 is a residential land use.

The reference noise levels for various operational noise sources provided in **Table 6.1** were utilized to calculate the predicted operational source noise levels at residential receiving properties, R1 through R4. The combined Project operational noise levels at receivers R1 through R4 range from 44 to 51 dBA L_{max} , as shown in Table 8-1. Table 8-2 shows the combined operational CNEL values range from 43 to 48. Therefore, operational noise levels associated with the Project will satisfy the City of Perris Municipal Code exterior noise level standards of 80 dBA L_{max} daytime and 60 dBA L_{max} nighttime and the Perris General Plan Standard of 60 CNEL.

Receiver Location ¹	Distance from the Project site to receiving property line (ft)	Combined Project Only Operational Noise Level (dBA L_{max})	Daytime Standard 80 dBA L_{max} Exceeded	Nighttime Standard 60 dBA L_{max} Exceeded
R1 ²	90	51	No	No
R2	90	50		
R3	96	51		
R4	302	44		

¹ Figure 6 shows the receiver locations.
² Identified as a potential residential land use.

Receiver Location ¹	Distance from the Project site to receiving property line (ft)	Combined Project Only Operational Noise Level (dBA L_{eq}) ³	CNEL	60 CNEL Standard Exceeded
R1 ²	52	47	46	No
R2	52	47	48	No
R3	30	48	48	No
R4	302	42	42	No

¹ Figure 6 shows the receiver locations.
² Identified as a potential residential land use.
³ Calculated based on the maximum noise level assumptions outlined in section 6.2.4.

As shown in **Tables 8-3 and 8-4**, the combined Project only operational noise levels provided in **Table 8.2** were added to the average measured ambient noise level to determine the total combined operational noise level and the increase over existing ambient noise levels.

Table 8-3. Operational Daytime Operational Noise levels (dBA L_{eq})

Receiver Location ¹	Combined Operational Noise Level (dBA L _{eq}) ²	Measurement Location ³	Average Measured Ambient Noise Level (dBA L _{eq}) ³	Combined Noise level (dBA L _{eq})	Project Increase
R1	47	Site 1	58.7	58.9	0.2
R2	47	Site 1	58.7	58.9	0.2
R3	48	Site 3	56.8	57.3	0.5
R4	42	Site 3	56.8	57.0	0.2

¹ Figure 6 shows the receiver locations.
² Combined Noise Level from Table 8-2.
³ Average measured daytime noise level was used from long-term measurement.

Table 8-4. Operational Nighttime Operational Noise levels (dBA L_{eq})

Receiver Location ¹	Combined Operational Noise Level (dBA L _{eq}) ²	Measurement Location ³	Measured Ambient Noise Level (dBA L _{eq}) ³	Combined Noise level (dBA L _{eq})	Project Increase
R1	47	Site 1	53.9	54.5	0.6
R2	47	Site 1	53.9	54.5	0.6
R3	48	Site 1	48.4	51.2	2.8
R4	42	Site 3	48.4	49.5	1.1

¹ Figure 6 shows the receiver locations.
² Combined Noise Level from Table 8-2.
³ Average measured nighttime noise level was used for long-term measurement.

The Project daytime and nighttime operational noise levels will increase above existing levels at the nearest sensitive residential receiver locations. However, the Project-related operational noise level contributions would not exceed the CEQA threshold of 5-dBA L_{eq} when the without Project noise levels are below 60 dBA, as discussed in Section 4. Therefore, the increases at the sensitive residential receiver locations will not exceed the CEQA threshold.

9.0 OPERATIONAL VIBRATION ANALYSIS

The Project's operation will increase auto and truck traffic within the Project area. Per the Caltrans Transportation Noise and Vibration Manual, traffic, auto, and heavy trucks traveling on roadways rarely generate vibration amplitudes high enough to cause structural or cosmetic damage. However, a qualitative analysis was provided in this study to evaluate the likelihood of vibration impacts from the Project utilizing the empirical vibration curve developed by Caltrans.

The Caltrans Noise and Vibration Manual collects measured vibration data for truck pass-bys. This data demonstrates that truck pass-bys can be characterized by a peak in vibration that is considerably higher than those generated by automobiles for a few seconds. Vibration from these trucks drops off dramatically with distance. As truck volumes increases, more peaks will occur but not necessarily higher peaks. Vibration wavefronts emanating from several trucks closely together may either cancel or partially cancel (destructive interference) or reinforce or partially reinforce (constructive interference) each other, depending on their phases and frequencies. Since traffic vibrations can be considered random, total destructive or constructive interference probabilities are minimal. Coupled with the fact that two trucks cannot occupy the same space and the rapid drop-off rates, it is understandable that two or more trucks normally do not contribute significantly to each other's peaks.

In order to predict the maximum truck traffic vibrations from the Project, the Caltrans empirical curve, as shown in **Figure 7**, was obtained from the Caltrans Noise and Vibration Manual (Caltrans, 2013). This curve was used to predict operational vibration impacts. **Figure 7** shows a graph of measured vibration data collected from truck traffic traveling on freeways and local roadways plotted by truck traffic vibrations vs. distance from the nearest travel lane's centerline. The graph indicates that the highest traffic-generated vibrations measured on freeway shoulders (5 m from the centerline of the nearest lane) have never exceeded 2.0 mm/s or (0.08 in/sec) with the worst combinations of heavy trucks. This amplitude coincides with the maximum recommended "safe amplitude" for historical buildings. The graph illustrates the rapid attenuation of vibration amplitudes, which dips below the perception threshold for most people at about 45 m (150 ft). Caltrans states that sensitive receivers adjacent to local roadways, within 15 m(50 feet) of the nearest travel lane's centerline will have maximum worst-case vibration levels near 0.08 mm/s or (0.0032 in/sec or 70 VdB).

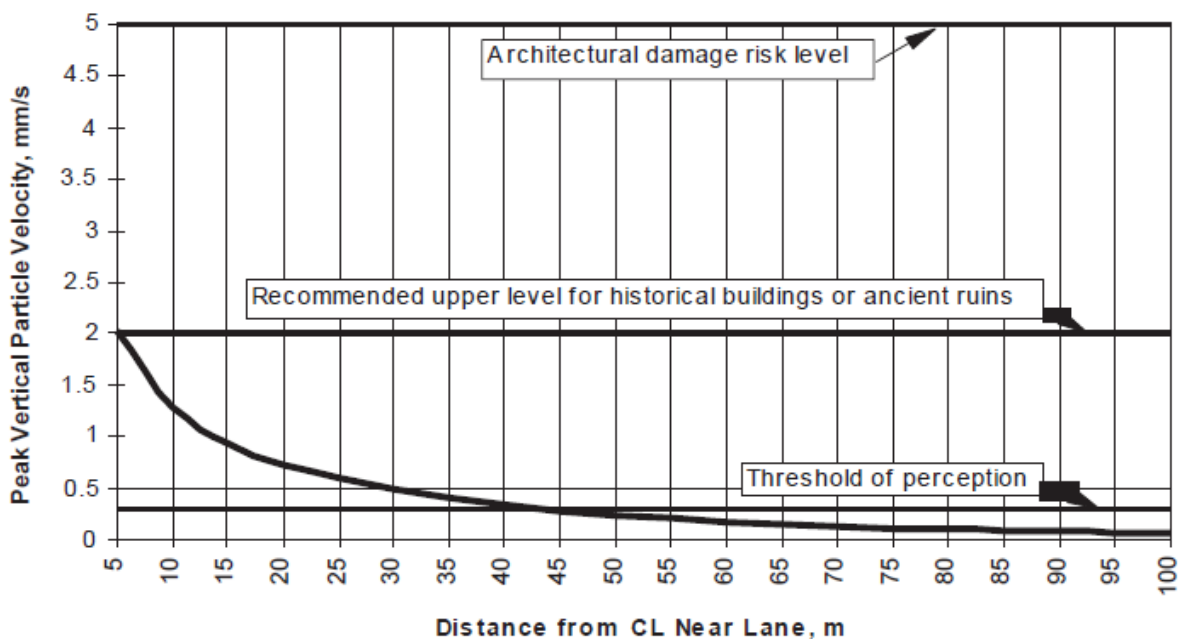


Figure 7. Maximum Truck Traffic Vibration Levels vs. Distance

Caltrans and FTA provide a range of perceptible annoyance levels, and this predicted vibration level falls well below the distinctly perceptible level of 0.08 PPV (in/sec), below the FTA damage criteria of 0.3 PPV (in/sec) and the human annoyance level of 80 VdB. Further, this worst-case vibration level from truck traffic would not exceed the Caltrans threshold of 0.2 PPV (in/sec). It is expected that actual vibration levels within the Project area from truck traffic will be lower than this worst-case level when soil type and pavement conditions are considered. On this basis, the potential for the Project to result in the exposure of persons to, or generation of, excessive ground-borne vibration is determined to be below the 80 VdB FTA vibration threshold.

10.0 SHORT-TERM CONSTRUCTION NOISE & VIBRATION IMPACTS

Construction noise represents a temporary impact on ambient noise levels. Construction noise is primarily caused by diesel engines (trucks, dozers, backhoes), impacts (jackhammers, pile drivers, hoe rams), and backup alarms. Construction equipment can be stationary or mobile. Stationary equipment operates in one location for hours or days in a constant mode (generators, compressors) or generates variable noise operations (pile drivers, jackhammers), producing constant noise for a period of time. Mobile equipment moves around the site and is characterized by variations in power and location, resulting in significant variations in noise levels over time. Grading activities and rock blasting typically generate the greatest noise impacts during construction. This section assesses the potential noise impacts to the existing sensitive residential land uses during construction.

10.1 Noise Sensitive Uses and Construction Noise Standards

Pursuant to the City of Perris Municipal Code Section 7.34.060 (Construction Noise), the following construction activities such as demolition, excavation, alteration, or repair of any building or structure are prohibited from creating disturbing, excessive, or offensive noise between the hours of 7:00 pm and 7:00 am, on Sundays, and on a legal holiday. Construction activities within the City of Perris shall not exceed 80 dBA L_{max} for residential properties within the city.

10.2 Construction Schedule

The construction schedule for the Project is described below.

As shown in **Table 10-1**, the estimated construction period for the Project is approximately eleven months. Construction is anticipated to begin with grading in September 2022 and end with architectural coatings (painting) starting in July 2023, as shown in **Table 10-1**.

Table 10-1. Construction Schedule

Construction Activity	Start Date	End Date	Total Working Days
Grading	09/1/2022	10/31/2022	43
Building Construction	11/01/2022	07/31/2023	195
Painting	06/01/2023	07/31/2023	43
Paving	07/01/2023	07/31/2023	21

Table 10-2 presents the off-road equipment for each construction activity based on engineering estimates and the Applicant. Additional on-road vehicles would be accessing the Project site for miscellaneous deliveries and for construction worker trips. During concrete pouring activities, the Applicant estimates approximately 10 concrete mixing trucks would be operating on-site at one time during nighttime hours only.

Table 10-2. Equipment by Construction Activity

Construction Activity	Off-Road Equipment	Unit Amount
Grading	Excavator	2
	Rubber Tired Dozers	1
	Tractors/Loaders/Backhoes	2
	Grader	1
	Scrapers	8
Building Construction	Crane	1
	Forklifts	3
	Generator Sets	1
	Concrete Trucks	10
	Tractors/Loaders/Backhoes	3
Paving	Welders	1
	Pavers	2
	Concrete pours for parking lot	10
	Paving Equipment	2
Architectural Coating	Rollers	2
	Air Compressors	1

10.3 Construction Noise Levels

The RCNM model was used to determine which phase of construction activity for the Project would generate the greatest construction noise level using the loudest piece of equipment for each phase. It was assumed that each construction activity would occur at the parking lot edge of the project site as shown in Appendix D. Construction noise levels were evaluated at the nearest residential receivers to the west and east project site, receivers R1 and R3 respectively. **Table 10-3** presents the noise levels in L_{max} for each construction phase for R1 and R3. Concrete pouring may occur during the daytime and nighttime hours during hot weather. All other construction activities will occur during the daytime hours only. Table 10-3 shows that the highest noise level experienced at R1 and R3 occur during grading activities. These noise levels are below the City of Perris daytime noise standard of 80 dBA L_{max} and nighttime noise standard of 60 dBA L_{max} within residential zones.

Table 10-3. Construction Noise Levels by Construction Phase				
Location	Phase	Construction Noise Level ^{1,2} , dBA L_{max}		Exceeds Standard, dBA L_{max} (80) daytime, (60) nighttime
		Daytime	Nighttime ³	
R1(West)	Grade	64	None	No
	Build	53	43	
	Pave	53	None	
	Arch Coat	50	None	
R3 (East)	Grade	65	None	
	Build	57	46	
	Pave	57	None	
	Arch Coat	54	None	

Notes:

1. Construction noise projected from the edge of construction activity to nearest adjacent use (structure). See Appendix D for diagram of distances.
2. Noise levels reflect the use of mufflers on all construction equipment.
3. Concrete pours with cement pump trucks and mixers occur during the building construction phase at nighttime only.

10.4 Construction Vibration

Ground-borne vibration levels resulting from construction activities within the Project site were estimated using the FTA data. Construction activities that would occur within the Project site include grading, building construction, paving, and painting, and these activities can generate low levels of ground-borne vibration.

Using the vibration source level of construction equipment provided in Table 7-4 of the FTA Noise and Vibration Manual and the FTA's construction vibration assessment methodology, it is possible to estimate Project vibration impacts. **Table 10-4** presents the expected Project-related vibration levels at the nearest residential land use east of the Project site, R3.

Table 10-4. Construction Equipment Vibration Levels				
Noise Receiver	Distance from Construction Activity to closest Property Line ¹	Large Bulldozer Reference Vibration Level PPV_{ref} (VdB) at 25ft ²	Peak Vibration (VdB)	Exceed Threshold? (Below 80 VdB)
R3	90 feet	87 VdB	70 VdB	No

¹ Construction vibration projected from the edge of construction activity to nearest adjacent use (structure). See Appendix D for diagram of distances.

² Reference noise level obtained from the FTA Noise and Vibration Manual, Table 7-4. (FTA, 2018)

Based on the FTA's reference vibration levels, off-road equipment causes the greatest source of vibration. An off-road large bulldozer was used to represent the largest peak vibration source with a reference level of 87 VdB at a distance of 25 feet. At 90 feet, measured from the property line of the Project site to the nearest receiver, it is assumed that one large bulldozers operating at the same time would produce the worst-case

construction vibration levels from the project site. Under worst-case conditions, vibration levels would approach 70 VdB. Using the construction vibration assessment annoyance criteria provided by the FTA for infrequent events, as shown in **Table 3-2**, the construction of the Project site will not result in a perceptible human response (annoyance). Impacts at the closest sensitive receptor site are unlikely to be sustained during the entire construction period. Further, the predicted construction noise level is below the PVCC-SP EIR vibration threshold of 80 VdB.

10.5 Construction Mitigation Measures

As discussed previously, the Project site is located within the PVCCSP planning area of the City of Perris, therefore, the Project is subject to all applicable mitigation measures from the PVCCSP EIR. The PVCCSP EIR mitigation measures that apply to the Project are as follows:

- **PVCCSP EIR MM Noise 1:** During all Project site excavation and grading on-site, the construction contractors shall equip all construction equipment, fixed or mobile, with properly operating and maintained mufflers, consistent with the manufacturers' standards. The construction contractors shall place all stationary construction equipment, so that emitted noise is directed away from the noise-sensitive receptors nearest the Project site.
- **PVCCSP EIR MM Noise 2:** During construction, stationary construction equipment, stockpiling, and vehicle staging areas will be placed a minimum of 446 feet away from the closet sensitive receptor.
- **PVCCSP EIR MM Noise 3:** No combustion-powered equipment, such as pumps or generators, shall be allowed to operate within 446 feet of any occupied residence unless a noise protection barrier surrounds the equipment.
- **PVCCSP EIR MM Noise 4:** Construction contractors implementing development projects shall limit haul truck deliveries to the same hours specified for construction equipment. To the extent feasible, haul routes shall not pass sensitive land uses or residential dwellings.

11.0 REFERENCES

California Department of Transportation's (Caltrans). 2013. *Transportation- and Construction-Vibration Guidance Manual*.

California Department of Transportation (Caltrans). 2013. Technical Noise Supplement (TeNS), A Technical Supplement to the Traffic Noise Analysis Protocol.

http://www.dot.ca.gov/hq/env/noise/pub/TeNS_Sept_2013B.pdf

City of Perris General Plan Circulation Element August 26, 2008

Federal Highway Administration (FHWA) Construction Noise Handbook Section 9.o. Accessed at:

https://www.fhwa.dot.gov/environment/noise/construction_noise/handbook/handbook09.cfm

Federal Highway Administration (FHWA) Construction Noise Handbook Section 8.o. Accessed at:

https://www.fhwa.dot.gov/environment/noise/construction_noise/handbook/handbook08.cfm

Federal Highway Administration (FHWA), Roadway Construction Noise Model (RCNM) (2008).

Federal Transit Administration (FTA). 2018. Transit Noise and Vibration Impact Assessment.

<https://www.transit.dot.gov/regulations-and-guidance/environmental-programs/fta-noise-and-vibration-impact-assessment>

March Air Reserve Base/Inland Port Airport Land Use Compatibility Plan Mead Hunt, November 13, 2014

[Draft \(rcaluc.org\)](#)

Perris Valley Commerce Center Specific Plan Draft Environmental Impact Report (PVCC SP EIR), July 2011.

Perris Valley Commerce Center Specific Plan Amendment No. 11, December 2021

Webb Associates (2022) Focused Traffic Study for Duke Patterson-Nance Warehouse Project in the City of Perris (DPR 21-00005) prepared by Webb Associates (January 2022).

Appendix A Noise Monitoring Data

Site 1 - CNEL Values, August 10, 2022					
Background Leq and Hour Averaging DNL					
Hour	Background Leq	Penalty	Leq DNL (Leq + 10)		Leq DNL (10^(D/10))
0	57.8	10	67.8	DNL	6025595.861
1	57.4	10	67.4	DNL	5495408.739
2	57.8	10	67.8	DNL	6025595.861
3	57.8	10	67.8	DNL	6025595.861
4	58.5	10	68.5	DNL	7079457.844
5	60.2	10	70.2	DNL	10471285.48
6	57.7	10	67.7	DNL	5888436.554
7	55.6		55.6		363078.0548
8	59.4		59.4		870963.59
9	55.5		55.5		354813.3892
10	63.5		63.5		2238721.139
11	56.6		56.6		457088.1896
12	57.7		57.7		588843.6554
13	66.1		66.1		4073802.778
14	59.3		59.3		851138.0382
15	58.1		58.1		645654.229
16	63.4		63.4		2187761.624
17	58.2		58.2		660693.448
18	59.7		59.7		933254.3008
19	61.6	5	66.6	CNEL	4570881.896
20	58.4	5	63.4	CNEL	2187761.624
21	59.5	5	64.5	CNEL	2818382.931
22	58	10	68	DNL	6309573.445
23	57.8	10	67.8	DNL	6025595.861
(Hour 23 is 23:00 to 23:59)				Average=	3464557.683
	10LOG10 of (Average=)				65

Site 2 - CNEL Values, August 10, 2022					
Background Leq and Hour Averaging DNL					
Hour	Background Leq	Penalty	Leq DNL (Leq + 10)		Leq DNL (10^(D/10))
0	48.5	10	58.5	DNL	707945.7844
1	47.7	10	57.7	DNL	588843.6554
2	52	10	62	DNL	1584893.192
3	53.4	10	63.4	DNL	2187761.624
4	55.3	10	65.3	DNL	3388441.561
5	57.9	10	67.9	DNL	6165950.019
6	56.5	10	66.5	DNL	4466835.922
7	52.2		52.2		165958.6907
8	54.4		54.4		275422.8703
9	63.2		63.2		2089296.131
10	52.5		52.5		177827.941
11	54.3		54.3		269153.4804
12	55.5		55.5		354813.3892
13	55.2		55.2		331131.1215
14	56		56		398107.1706
15	56.8		56.8		478630.0923
16	57.3		57.3		537031.7964
17	58.2		58.2		660693.448
18	56.2		56.2		416869.3835
19	54.9	5	59.9	CNEL	977237.221
20	56.3	5	61.3	CNEL	1348962.883
21	60	5	65	CNEL	3162277.66
22	51.5	10	61.5	DNL	1412537.545
23	50.9	10	60.9	DNL	1230268.771
(Hour 23 is 23:00 to 23:59)				Average=	1390703.806
	10LOG10 of (Average=)				61

Site 3 - CNEL Values, August 11, 2022					
Background Leq and Hour Averaging DNL					
Hour	Background Leq	Penalty	Leq DNL (Leq + 10)		Leq DNL (10^(D/10))
0	49	10	59	DNL	794328.2347
1	51.4	10	61.4	DNL	1380384.265
2	54.8	10	64.8	DNL	3019951.72
3	54.6	10	64.6	DNL	2884031.503
4	54	10	64	DNL	2511886.432
5	52.6	10	62.6	DNL	1819700.859
6	52.5	10	62.5	DNL	1778279.41
7	47.2		47.2		52480.74602
8	58.8		58.8		758577.575
9	67.4		67.4		5495408.739
10	52.5		52.5		177827.941
11	54.3		54.3		269153.4804
12	55.5		55.5		354813.3892
13	55.2		55.2		331131.1215
14	56		56		398107.1706
15	56.8		56.8		478630.0923
16	57.3		57.3		537031.7964
17	58.2		58.2		660693.448
18	56.2		56.2		416869.3835
19	54.9	5	59.9	CNEL	977237.221
20	56.3	5	61.3	CNEL	1348962.883
21	60	5	65	CNEL	3162277.66
22	51.5	10	61.5	DNL	1412537.545
23	50.9	10	60.9	DNL	1230268.771
(Hour 23 is 23:00 to 23:59)	49	10	59	DNL	794328.2347
				Average=	1343773.808
	10LOG10 of (Average=)				61

Appendix B Traffic Noise Model Data

FHWA-RD-77-108 HIGHWAY NOISE PREDICTION MODEL

PROJECT:	Duke Patterson Warehouse	JOB #:	0889-22-02
ROADWAY:	Patterson Avenue	DATE:	3-May-22
LOCATION:	City of Perris - EXISTING - NOISE CONTOURS	ENGINEER:	F. Irarrazabal

NOISE INPUT DATA

ROADWAY CONDITIONS		RECEIVER INPUT DATA	
ADT =	2,600	RECEIVER DISTANCE =	50
SPEED =	40	DIST C/L TO WALL =	0
PK HR % =	10	RECEIVER HEIGHT =	5.0
NEAR LANE/FAR LANE DIS	25	WALL DISTANCE FROM RECEIVER	340
ROAD ELEVATION =	0.0	PAD ELEVATION =	0.0
GRADE =	0.0 %	ROADWAY VIEW: LF ANGLE=	-90
PK HR VOL =	260	RT ANGLE=	90
		DF ANGLE=	180

SITE CONDITIONS		WALL INFORMATION	
AUTOMOBILES =	15	HTH WALL:	0.0
MEDIUM TRUCKS =	15	AMBIENT=	0.0
HEAVY TRUCKS =	15	BARRIER =	0 (0 = WALL, 1 = BERM)

VEHICLE MIX DATA					MISC. VEHICLE INFO			
VEHICLE TYPE	DAY	EVENING	NIGHT	DAILY				
AUTOMOBILES	0.755	0.140	0.105	0.9742				
MEDIUM TRUCK	0.489	0.022	0.489	0.0184				
HEAVY TRUCKS	0.473	0.054	0.473	0.0074				
VEHICLE TYPE	HEIGHT	SLE DISTANCE	GRADE ADJUSTMENT					
AUTOMOBILES	2.0	48.51	--					
MEDIUM TRUCKS	4.0	48.42	--					
HEAVY TRUCKS	8.0	48.51	0.00					

NOISE OUTPUT DATA

NOISE IMPACTS (WITHOUT TOPO OR BARRIER SHIELDING)

VEHICLE TYPE	PK HR LEQ	DAY LEQ	EVEN LEQ	NIGHT LEQ	LDN	CNEL
AUTOMOBILES	59.0	57.0	55.6	49.6	58.0	58.7
MEDIUM TRUCKS	50.7	46.8	39.3	48.0	54.2	54.3
HEAVY TRUCKS	51.6	47.5	44.1	48.8	55.0	55.1
NOISE LEVELS (dBA)	60.2	57.8	56.0	53.6	60.9	61.2

NOISE IMPACTS (WITH TOPO AND BARRIER SHIELDING)

VEHICLE TYPE	PK HR LEQ	DAY LEQ	EVEN LEQ	NIGHT LEQ	LDN	CNEL
AUTOMOBILES	59.0	57.0	55.6	49.6	58.0	58.7
MEDIUM TRUCKS	50.7	46.8	39.3	48.0	54.2	54.3
HEAVY TRUCKS	51.6	47.5	44.1	48.8	55.0	55.1
NOISE LEVELS (dBA)	60.2	57.8	56.0	53.6	60.9	61.2

NOISE CONTOUR (FT)				
NOISE LEVELS	70 dBA	65 dBA	60 dBA	55 dBA
CNEL	13	28	60	130
LDN	12	26	57	123

FHWA-RD-77-108 HIGHWAY NOISE PREDICTION MODEL

PROJECT:	Duke Patterson Warehouse	JOB #:	0889-22-02
ROADWAY:	Patterson Avenue	DATE:	3-May-22
LOCATION:	City of Perris - EXISTING PLUS PROJECT - NOISE CONTOURS	ENGINEER:	F. Irarrazabal

NOISE INPUT DATA

ROADWAY CONDITIONS		RECEIVER INPUT DATA	
ADT =	3,200	RECEIVER DISTANCE =	50
SPEED =	40	DIST C/L TO WALL =	0
PK HR % =	10	RECEIVER HEIGHT =	5.0
NEAR LANE/FAR LANE DIS	25	WALL DISTANCE FROM RECEIVER	340
ROAD ELEVATION =	0.0	PAD ELEVATION =	0.0
GRADE =	0.0 %	ROADWAY VIEW: LF ANGLE=	-90
PK HR VOL =	320	RT ANGLE=	90
		DF ANGLE=	180

SITE CONDITIONS		WALL INFORMATION	
AUTOMOBILES =	15	HTH WALL:	0.0
MEDIUM TRUCKS =	15	AMBIENT=	0.0
HEAVY TRUCKS =	15	BARRIER =	0 (0 = WALL, 1 = BERM)
	(10 = HARD SITE, 15 = SOFT SITE)		

VEHICLE MIX DATA					MISC. VEHICLE INFO			
VEHICLE TYPE	DAY	EVENING	NIGHT	DAILY				
AUTOMOBILES	0.755	0.140	0.105	0.9742				
MEDIUM TRUCK	0.489	0.022	0.489	0.0184				
HEAVY TRUCKS	0.473	0.054	0.473	0.0074				
VEHICLE TYPE	HEIGHT	SLE DISTANCE	GRADE ADJUSTMENT					
AUTOMOBILES	2.0	48.51	--					
MEDIUM TRUCKS	4.0	48.42	--					
HEAVY TRUCKS	8.0	48.51	0.00					

NOISE OUTPUT DATA

NOISE IMPACTS (WITHOUT TOPO OR BARRIER SHIELDING)

VEHICLE TYPE	PK HR LEQ	DAY LEQ	EVEN LEQ	NIGHT LEQ	LDN	CNEL
AUTOMOBILES	59.9	57.9	56.5	50.5	59.0	59.6
MEDIUM TRUCKS	51.6	47.7	40.2	48.9	55.1	55.2
HEAVY TRUCKS	52.5	48.4	45.0	49.7	55.9	56.0
NOISE LEVELS (dBA)	61.1	58.7	56.9	54.5	61.8	62.1

NOISE IMPACTS (WITH TOPO AND BARRIER SHIELDING)

VEHICLE TYPE	PK HR LEQ	DAY LEQ	EVEN LEQ	NIGHT LEQ	LDN	CNEL
AUTOMOBILES	59.9	57.9	56.5	50.5	59.0	59.6
MEDIUM TRUCKS	51.6	47.7	40.2	48.9	55.1	55.2
HEAVY TRUCKS	52.5	48.4	45.0	49.7	55.9	56.0
NOISE LEVELS (dBA)	61.1	58.7	56.9	54.5	61.8	62.1

NOISE CONTOUR (FT)				
NOISE LEVELS	70 dBA	65 dBA	60 dBA	55 dBA
CNEL	15	32	69	149
LDN	14	30	65	141

FHWA-RD-77-108 HIGHWAY NOISE PREDICTION MODEL

PROJECT:	Duke Patterson Warehouse	JOB #:	0889-22-02
ROADWAY:	Patterson Avenue	DATE:	3-May-22
LOCATION:	City of Perris - OPENING DAY - NOISE CONTOURS	ENGINEER:	F. Irrarrazabal

NOISE INPUT DATA

ROADWAY CONDITIONS		RECEIVER INPUT DATA	
ADT =	2,800	RECEIVER DISTANCE =	50
SPEED =	40	DIST C/L TO WALL =	0
PK HR % =	10	RECEIVER HEIGHT =	5.0
NEAR LANE/FAR LANE DIS	25	WALL DISTANCE FROM RECEIVER	340
ROAD ELEVATION =	0.0	PAD ELEVATION =	0.0
GRADE =	0.0 %	ROADWAY VIEW: LF ANGLE=	-90
PK HR VOL =	280	RT ANGLE=	90
		DF ANGLE=	180

SITE CONDITIONS		WALL INFORMATION	
AUTOMOBILES =	15	HTH WALL:	0.0
MEDIUM TRUCKS =	15	AMBIENT=	0.0
HEAVY TRUCKS =	15	BARRIER =	0 (0 = WALL, 1 = BERM)

VEHICLE MIX DATA					MISC. VEHICLE INFO			
VEHICLE TYPE	DAY	EVENING	NIGHT	DAILY				
AUTOMOBILES	0.755	0.140	0.105	0.9742				
MEDIUM TRUCK	0.489	0.022	0.489	0.0184				
HEAVY TRUCKS	0.473	0.054	0.473	0.0074				
VEHICLE TYPE	HEIGHT	SLE DISTANCE	GRADE ADJUSTMENT					
AUTOMOBILES	2.0	48.51	--					
MEDIUM TRUCKS	4.0	48.42	--					
HEAVY TRUCKS	8.0	48.51	0.00					

NOISE OUTPUT DATA

NOISE IMPACTS (WITHOUT TOPO OR BARRIER SHIELDING)

VEHICLE TYPE	PK HR LEQ	DAY LEQ	EVEN LEQ	NIGHT LEQ	LDN	CNEL
AUTOMOBILES	59.3	57.3	56.0	50.0	58.4	59.0
MEDIUM TRUCKS	51.0	47.1	39.7	48.4	54.5	54.6
HEAVY TRUCKS	51.9	47.8	44.4	49.1	55.3	55.4
NOISE LEVELS (dBA)	60.5	58.1	56.4	54.0	61.2	61.5

NOISE IMPACTS (WITH TOPO AND BARRIER SHIELDING)

VEHICLE TYPE	PK HR LEQ	DAY LEQ	EVEN LEQ	NIGHT LEQ	LDN	CNEL
AUTOMOBILES	59.3	57.3	56.0	50.0	58.4	59.0
MEDIUM TRUCKS	51.0	47.1	39.7	48.4	54.5	54.6
HEAVY TRUCKS	51.9	47.8	44.4	49.1	55.3	55.4
NOISE LEVELS (dBA)	60.5	58.1	56.4	54.0	61.2	61.5

NOISE CONTOUR (FT)				
NOISE LEVELS	70 dBA	65 dBA	60 dBA	55 dBA
CNEL	14	29	63	137
LDN	13	28	60	129

FHWA-RD-77-108 HIGHWAY NOISE PREDICTION MODEL

PROJECT:	Duke Patterson Warehouse	JOB #:	0889-22-02
ROADWAY:	Patterson Avenue	DATE:	3-May-22
LOCATION:	City of Perris - OPENING PLUS PROJECT - NOISE CONTOURS	ENGINEER:	F. Irarrazabal

NOISE INPUT DATA

ROADWAY CONDITIONS		RECEIVER INPUT DATA	
ADT =	3,400	RECEIVER DISTANCE =	50
SPEED =	40	DIST C/L TO WALL =	0
PK HR % =	10	RECEIVER HEIGHT =	5.0
NEAR LANE/FAR LANE DIS	25	WALL DISTANCE FROM RECEIVER	340
ROAD ELEVATION =	0.0	PAD ELEVATION =	0.0
GRADE =	0.0 %	ROADWAY VIEW: LF ANGLE=	-90
PK HR VOL =	340	RT ANGLE=	90
		DF ANGLE=	180

SITE CONDITIONS		WALL INFORMATION	
AUTOMOBILES =	15	HTH WALL:	0.0
MEDIUM TRUCKS =	15	AMBIENT=	0.0
HEAVY TRUCKS =	15	BARRIER =	0 (0 = WALL, 1 = BERM)
		(10 = HARD SITE, 15 = SOFT SITE)	

VEHICLE MIX DATA					MISC. VEHICLE INFO			
VEHICLE TYPE	DAY	EVENING	NIGHT	DAILY				
AUTOMOBILES	0.755	0.140	0.105	0.9742				
MEDIUM TRUCK	0.489	0.022	0.489	0.0184				
HEAVY TRUCKS	0.473	0.054	0.473	0.0074				
VEHICLE TYPE	HEIGHT	SLE DISTANCE	GRADE ADJUSTMENT					
AUTOMOBILES	2.0	48.51	--					
MEDIUM TRUCKS	4.0	48.42	--					
HEAVY TRUCKS	8.0	48.51	0.00					

NOISE OUTPUT DATA

NOISE IMPACTS (WITHOUT TOPO OR BARRIER SHIELDING)

VEHICLE TYPE	PK HR LEQ	DAY LEQ	EVEN LEQ	NIGHT LEQ	LDN	CNEL
AUTOMOBILES	60.1	58.1	56.8	50.8	59.2	59.8
MEDIUM TRUCKS	51.9	48.0	40.5	49.2	55.4	55.4
HEAVY TRUCKS	52.7	48.7	45.3	49.9	56.1	56.2
NOISE LEVELS (dBA)	61.4	58.9	57.2	54.8	62.0	62.4

NOISE IMPACTS (WITH TOPO AND BARRIER SHIELDING)

VEHICLE TYPE	PK HR LEQ	DAY LEQ	EVEN LEQ	NIGHT LEQ	LDN	CNEL
AUTOMOBILES	60.1	58.1	56.8	50.8	59.2	59.8
MEDIUM TRUCKS	51.9	48.0	40.5	49.2	55.4	55.4
HEAVY TRUCKS	52.7	48.7	45.3	49.9	56.1	56.2
NOISE LEVELS (dBA)	61.4	58.9	57.2	54.8	62.0	62.4

NOISE CONTOUR (FT)				
NOISE LEVELS	70 dBA	65 dBA	60 dBA	55 dBA
CNEL	16	33	72	155
LDN	15	32	68	147

Appendix C Stationary Noise Model Data

Project: Nance and Arrow Warehouse
Job Number: 0551-2020-16
Site Address/Location: 170 S William Dillard Dr, Ste A105, Gilbert, AZ 85233
Date: 08/11/2020
Field Tech/Engineer: Shon Baldwin
Source/System: Idling Semi-Truck

Site Observations:
 SLM was placed 10-ft from idling semi-truck

General Location: Loading Docks - 10ft from source
Sound Meter: NtI XL2 **SN:** A2A-05967-E0
Settings: A-weighted, slow, 1-sec, 30-sec duration
Meteorological Cond.: 95 degrees F, no wind

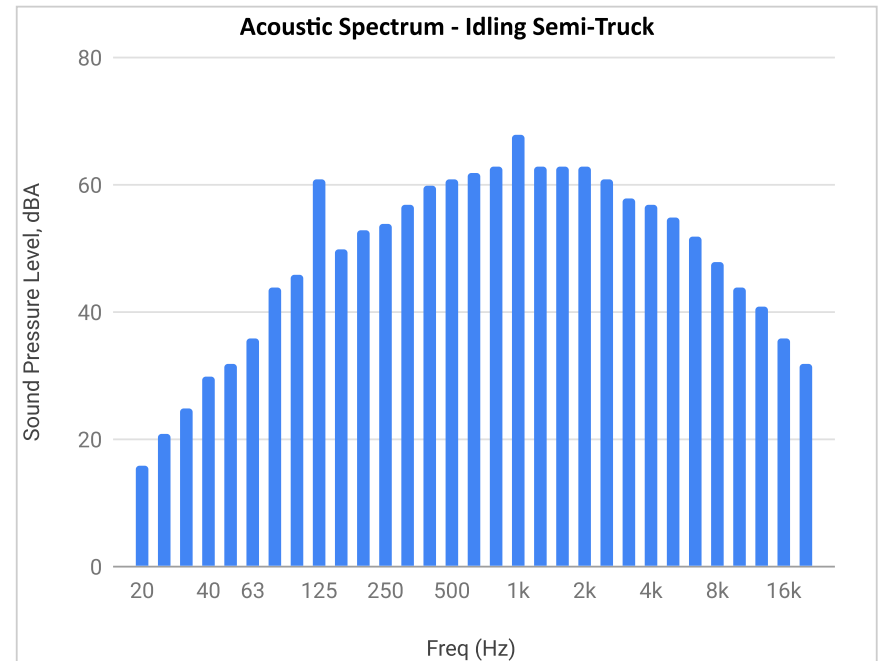
Leq	Lmin	Lmax
73.8	73.0	74.9

Ln 2	Ln 8	Ln 25	Ln 50	Ln 90	Ln 99
74.2	74.1	73.9	73.8	73.5	73.4

Table 1: Summary Measurement Data

Source/System	Overall Source	Overall dB(A)	3rd Octave Band Data (dBA)																														
			20	25	31.5	40	50	63	80	100	125	160	200	250	315	400	500	630	800	1k	12.5k	1.6k	2k	2.5k	3.15k	4k	5k	6.3k	8k	10k	12.5k	16k	20k
Idling Semi-Truck	Semi-Truck	73.8	16.0	21.0	25.0	30.0	32.0	36.0	44.0	46.0	61.0	50.0	53.0	54.0	57.0	60.0	61.0	62.0	63.0	68.0	63.0	63.0	63.0	61.0	58.0	57.0	55.0	52.0	48.0	44.0	41.0	36.0	32.0

Figure 1: Idling Semi-Truck



Duke Patterson Warehouse
Contribution level - 001 - Duke Patterson Warehouse: Outdoor

9

Source	Source group	Source type	Per. lane	CNEL dB(A)	Leq dB(A)	A dB	
Receiver R1	FIG			45.7	46.6		
Idling Trucks	Default industrial noise	Point		10.8	11.3	0.0	
Idling Trucks	Default industrial noise	Point		10.8	11.3	0.0	
Idling Trucks	Default industrial noise	Point		10.9	11.4	0.0	
Idling Trucks	Default industrial noise	Point		10.9	11.4	0.0	
Idling Trucks	Default industrial noise	Point		10.9	11.3	0.0	
Idling Trucks	Default industrial noise	Point		10.9	11.4	0.0	
Idling Trucks	Default industrial noise	Point		10.3	10.8	0.0	
Idling Trucks	Default industrial noise	Point		9.9	10.3	0.0	
Idling Trucks	Default industrial noise	Point		10.0	10.5	0.0	
Idling Trucks	Default industrial noise	Point		10.2	10.6	0.0	
Idling Trucks	Default industrial noise	Point		10.3	10.8	0.0	
Idling Trucks	Default industrial noise	Point		10.5	10.9	0.0	
Idling Trucks	Default industrial noise	Point		10.6	11.1	0.0	
Idling Trucks	Default industrial noise	Point		10.8	11.3	0.0	
Idling Trucks	Default industrial noise	Point		10.9	11.4	0.0	
Idling Trucks	Default industrial noise	Point		11.1	11.6	0.0	
Idling Trucks	Default industrial noise	Point		11.3	11.8	0.0	
Idling Trucks	Default industrial noise	Point		11.5	11.9	0.0	
Idling Trucks	Default industrial noise	Point		11.6	12.1	0.0	
Idling Trucks	Default industrial noise	Point		11.6	12.1	0.0	
Idling Trucks	Default industrial noise	Point		11.8	12.3	0.0	
Idling Trucks	Default industrial noise	Point		11.9	12.4	0.0	
Idling Trucks	Default industrial noise	Point		12.0	12.5	0.0	
Idling Trucks	Default industrial noise	Point		12.2	12.7	0.0	
Idling Trucks	Default industrial noise	Point		12.3	12.8	0.0	
Idling Trucks	Default industrial noise	Point		12.3	12.8	0.0	
Idling Trucks	Default industrial noise	Point		12.5	13.0	0.0	
Idling Trucks	Default industrial noise	Point		12.6	13.1	0.0	
Idling Trucks	Default industrial noise	Point		12.7	13.1	0.0	
Idling Trucks	Default industrial noise	Point		12.7	13.2	0.0	
Idling Trucks	Default industrial noise	Point		12.8	13.3	0.0	
Idling Trucks	Default industrial noise	Point		12.9	13.4	0.0	
Idling Trucks	Default industrial noise	Point		12.9	13.4	0.0	
Idling Trucks	Default industrial noise	Point		12.8	13.3	0.0	
Idling Trucks	Default industrial noise	Point		12.8	13.3	0.0	
Idling Trucks	Default industrial noise	Point		12.6	13.1	0.0	
Idling Trucks	Default industrial noise	Point		12.6	13.1	0.0	
Idling Trucks	Default industrial noise	Point		12.6	13.1	0.0	
Idling Trucks	Default industrial noise	Point		12.7	13.2	0.0	
Idling Trucks	Default industrial noise	Point		12.7	13.1	0.0	
Idling Trucks	Default industrial noise	Point		12.6	13.1	0.0	
Idling Trucks	Default industrial noise	Point		12.6	13.0	0.0	
Idling Trucks	Default industrial noise	Point		12.5	13.0	0.0	
Idling Trucks	Default industrial noise	Point		12.5	13.0	0.0	

		1
--	--	---

Duke Patterson Warehouse
Contribution level - 001 - Duke Patterson Warehouse: Outdoor

9

Source	Source group	Source type	Per. lane	CNEL dB(A)	Leq dB(A)	A dB	
Idling Trucks	Default industrial noise	Point		12.4	12.9	0.0	
Idling Trucks	Default industrial noise	Point		12.4	12.9	0.0	
Idling Trucks	Default industrial noise	Point		12.3	12.8	0.0	
Idling Trucks	Default industrial noise	Point		12.2	12.7	0.0	
Idling Trucks	Default industrial noise	Point		-18.3	-17.8	0.0	
Idling Trucks	Default industrial noise	Point		-18.2	-17.7	0.0	
Idling Trucks	Default industrial noise	Point		-18.2	-17.7	0.0	
Idling Trucks	Default industrial noise	Point		-18.1	-17.7	0.0	
Idling Trucks	Default industrial noise	Point		-18.1	-17.6	0.0	
Idling Trucks	Default industrial noise	Point		-18.0	-17.6	0.0	
Idling Trucks	Default industrial noise	Point		-18.0	-17.5	0.0	
Idling Trucks	Default industrial noise	Point		-18.0	-17.5	0.0	
Idling Trucks	Default industrial noise	Point		-17.9	-17.4	0.0	
Idling Trucks	Default industrial noise	Point		-17.9	-17.4	0.0	
Idling Trucks	Default industrial noise	Point		-17.9	-17.4	0.0	
Idling Trucks	Default industrial noise	Point		-17.8	-17.3	0.0	
Idling Trucks	Default industrial noise	Point		-17.8	-17.3	0.0	
Idling Trucks	Default industrial noise	Point		-17.7	-17.2	0.0	
Idling Trucks	Default industrial noise	Point		-17.7	-17.2	0.0	
Idling Trucks	Default industrial noise	Point		-17.7	-17.2	0.0	
Idling Trucks	Default industrial noise	Point		-17.6	-17.2	0.0	
Idling Trucks	Default industrial noise	Point		-17.6	-17.1	0.0	
Idling Trucks	Default industrial noise	Point		-17.6	-17.1	0.0	
Idling Trucks	Default industrial noise	Point		-17.5	-17.1	0.0	
Idling Trucks	Default industrial noise	Point		-17.5	-17.0	0.0	
Idling Trucks	Default industrial noise	Point		-17.5	-17.0	0.0	
Idling Trucks	Default industrial noise	Point		-17.5	-17.0	0.0	
Idling Trucks	Default industrial noise	Point		-17.4	-17.0	0.0	
Idling Trucks	Default industrial noise	Point		-17.4	-16.9	0.0	
Idling Trucks	Default industrial noise	Point		-17.4	-16.9	0.0	
Idling Trucks	Default industrial noise	Point		-17.4	-16.9	0.0	
Idling Trucks	Default industrial noise	Point		-17.3	-16.9	0.0	
Idling Trucks	Default industrial noise	Point		-17.3	-16.8	0.0	
Idling Trucks	Default industrial noise	Point		-17.3	-16.8	0.0	
Idling Trucks	Default industrial noise	Point		-17.3	-16.8	0.0	
Idling Trucks	Default industrial noise	Point		-17.3	-16.8	0.0	
Idling Trucks	Default industrial noise	Point		-17.3	-16.8	0.0	
Idling Trucks	Default industrial noise	Point		-17.3	-16.8	0.0	
Idling Trucks	Default industrial noise	Point		-17.2	-16.8	0.0	
Idling Trucks	Default industrial noise	Point		-17.2	-16.7	0.0	
Idling Trucks	Default industrial noise	Point		-17.2	-16.7	0.0	
Idling Trucks	Default industrial noise	Point		-17.2	-16.7	0.0	
Idling Trucks	Default industrial noise	Point		-17.2	-16.7	0.0	
Idling Trucks	Default industrial noise	Point		-17.2	-16.7	0.0	
Idling Trucks	Default industrial noise	Point		-17.2	-16.7	0.0	
Idling Trucks	Default industrial noise	Point		-17.2	-16.7	0.0	

Duke Patterson Warehouse
Contribution level - 001 - Duke Patterson Warehouse: Outdoor

9

Source	Source group	Source type	Per. lane	CNEL dB(A)	Leq dB(A)	A dB	
Idling Trucks	Default industrial noise	Point		-17.2	-16.7	0.0	
Idling Trucks	Default industrial noise	Point		-17.2	-16.7	0.0	
Idling Trucks	Default industrial noise	Point		-17.2	-16.7	0.0	
Idling Trucks	Default industrial noise	Point		-17.2	-16.7	0.0	
Idling Trucks	Default industrial noise	Point		-17.2	-16.7	0.0	
Idling Trucks	Default industrial noise	Point		-17.2	-16.7	0.0	
Idling Trucks	Default industrial noise	Point		-17.2	-16.7	0.0	
Idling Trucks	Default industrial noise	Point		-17.2	-16.7	0.0	
Idling Trucks	Default industrial noise	Point		-17.2	-16.7	0.0	
Idling Trucks	Default industrial noise	Point		-17.2	-16.7	0.0	
Idling Trucks	Default industrial noise	Point		-17.2	-16.7	0.0	
Idling Trucks	Default industrial noise	Point		-17.2	-16.7	0.0	
Idling Trucks	Default industrial noise	Point		-17.2	-16.8	0.0	
Idling Trucks	Default industrial noise	Point		-17.3	-16.8	0.0	
Idling Trucks	Default industrial noise	Point		-17.3	-16.8	0.0	
Idling Trucks	Default industrial noise	Point		-17.3	-16.8	0.0	
Idling Trucks	Default industrial noise	Point		-17.3	-16.8	0.0	
Idling Trucks	Default industrial noise	Point		-17.3	-16.8	0.0	
Idling Trucks	Default industrial noise	Point		-17.3	-16.8	0.0	
Idling Trucks	Default industrial noise	Point		-17.3	-16.8	0.0	
Idling Trucks	Default industrial noise	Point		-17.3	-16.9	0.0	
Back Up Alarm 1	Default industrial noise	Point		21.8	22.3	0.0	
Back Up Alarm 2	Default industrial noise	Point		21.8	22.3	0.0	
Back Up Alarm 3	Default industrial noise	Point		21.9	22.4	0.0	
Back Up Alarm 4	Default industrial noise	Point		21.9	22.4	0.0	
Back Up Alarm 5	Default industrial noise	Point		21.1	21.6	0.0	
Back Up Alarm 6	Default industrial noise	Point		21.2	21.7	0.0	
Back Up Alarm 7	Default industrial noise	Point		20.7	21.2	0.0	
Back Up Alarm 8	Default industrial noise	Point		20.9	21.4	0.0	
Back Up Alarm 9	Default industrial noise	Point		21.1	21.6	0.0	
Back Up Alarm 10	Default industrial noise	Point		21.2	21.7	0.0	
Back Up Alarm 11	Default industrial noise	Point		21.4	21.9	0.0	
Back Up Alarm 12	Default industrial noise	Point		21.5	22.0	0.0	
Back Up Alarm 13	Default industrial noise	Point		21.7	22.2	0.0	
Back Up Alarm 14	Default industrial noise	Point		22.0	22.4	0.0	
Back Up Alarm 15	Default industrial noise	Point		22.1	22.6	0.0	
Back Up Alarm 16	Default industrial noise	Point		22.2	22.7	0.0	
Back Up Alarm 17	Default industrial noise	Point		22.4	22.9	0.0	
Back Up Alarm 18	Default industrial noise	Point		22.5	23.0	0.0	
Back Up Alarm 19	Default industrial noise	Point		22.6	23.1	0.0	
Back Up Alarm 20	Default industrial noise	Point		22.8	23.3	0.0	
Back Up Alarm 21	Default industrial noise	Point		22.9	23.4	0.0	
Back Up Alarm 22	Default industrial noise	Point		23.0	23.5	0.0	
Back Up Alarm 23	Default industrial noise	Point		23.1	23.5	0.0	

Duke Patterson Warehouse
Contribution level - 001 - Duke Patterson Warehouse: Outdoor

9

Source	Source group	Source type	Per. lane	CNEL dB(A)	Leq dB(A)	A dB	
Back Up Alarm 24	Default industrial noise	Point		23.2	23.7	0.0	
Back Up Alarm 25	Default industrial noise	Point		23.3	23.8	0.0	
Back Up Alarm 26	Default industrial noise	Point		23.4	23.8	0.0	
Back Up Alarm 27	Default industrial noise	Point		23.4	23.9	0.0	
Back Up Alarm 28	Default industrial noise	Point		23.6	24.1	0.0	
Back Up Alarm 29	Default industrial noise	Point		23.7	24.1	0.0	
Back Up Alarm 30	Default industrial noise	Point		23.7	24.2	0.0	
Back Up Alarm 31	Default industrial noise	Point		23.8	24.3	0.0	
Back Up Alarm 32	Default industrial noise	Point		23.9	24.3	0.0	
Back Up Alarm 33	Default industrial noise	Point		23.9	24.4	0.0	
Back Up Alarm 34	Default industrial noise	Point		23.9	24.3	0.0	
Back Up Alarm 35	Default industrial noise	Point		24.1	24.6	0.0	
Back Up Alarm 36	Default industrial noise	Point		23.8	24.3	0.0	
Back Up Alarm 37	Default industrial noise	Point		23.5	24.0	0.0	
Back Up Alarm 38	Default industrial noise	Point		23.5	24.0	0.0	
Back Up Alarm 39	Default industrial noise	Point		23.6	24.0	0.0	
Back Up Alarm 40	Default industrial noise	Point		23.5	24.0	0.0	
Back Up Alarm 41	Default industrial noise	Point		23.5	24.0	0.0	
Back Up Alarm 42	Default industrial noise	Point		23.5	24.0	0.0	
Back Up Alarm 43	Default industrial noise	Point		23.5	23.9	0.0	
Back Up Alarm 44	Default industrial noise	Point		23.4	23.9	0.0	
Back Up Alarm 45	Default industrial noise	Point		23.4	23.9	0.0	
Back Up Alarm 46	Default industrial noise	Point		23.3	23.8	0.0	
Back Up Alarm 47	Default industrial noise	Point		23.3	23.8	0.0	
Back Up Alarm 48	Default industrial noise	Point		23.2	23.6	0.0	
Back Up Alarm 50	Default industrial noise	Point		-7.6	-7.1	0.0	
Back Up Alarm 51	Default industrial noise	Point		-7.6	-7.1	0.0	
Back Up Alarm 52	Default industrial noise	Point		-7.5	-7.1	0.0	
Back Up Alarm 53	Default industrial noise	Point		-7.5	-7.0	0.0	
Back Up Alarm 54	Default industrial noise	Point		-7.5	-7.0	0.0	
Back Up Alarm 55	Default industrial noise	Point		-7.4	-6.9	0.0	
Back Up Alarm 56	Default industrial noise	Point		-7.4	-6.9	0.0	
Back Up Alarm 57	Default industrial noise	Point		-7.4	-6.9	0.0	
Back Up Alarm 58	Default industrial noise	Point		-7.3	-6.9	0.0	
Back Up Alarm 59	Default industrial noise	Point		-7.3	-6.8	0.0	
Back Up Alarm 60	Default industrial noise	Point		-7.3	-6.8	0.0	
Back Up Alarm 61	Default industrial noise	Point		-7.3	-6.8	0.0	
Back Up Alarm 62	Default industrial noise	Point		-7.2	-6.7	0.0	
Back Up Alarm 63	Default industrial noise	Point		-7.2	-6.7	0.0	
Back Up Alarm 64	Default industrial noise	Point		-7.1	-6.7	0.0	
Back Up Alarm 65	Default industrial noise	Point		-7.1	-6.6	0.0	
Back Up Alarm 66	Default industrial noise	Point		-7.1	-6.6	0.0	
Back Up Alarm 67	Default industrial noise	Point		-7.1	-6.6	0.0	
Back Up Alarm 68	Default industrial noise	Point		-7.1	-6.6	0.0	
Back Up Alarm 69	Default industrial noise	Point		-7.0	-6.5	0.0	

4

Duke Patterson Warehouse
Contribution level - 001 - Duke Patterson Warehouse: Outdoor

9

Source	Source group	Source type	Per. lane	CNEL dB(A)	Leq dB(A)	A dB	
Back Up Alarm 70	Default industrial noise	Point		-7.0	-6.5	0.0	
Back Up Alarm 71	Default industrial noise	Point		-7.0	-6.5	0.0	
Back Up Alarm 72	Default industrial noise	Point		-6.9	-6.5	0.0	
Back Up Alarm 73	Default industrial noise	Point		-6.9	-6.4	0.0	
Back Up Alarm 74	Default industrial noise	Point		-6.9	-6.4	0.0	
Back Up Alarm 75	Default industrial noise	Point		-6.9	-6.4	0.0	
Back Up Alarm 76	Default industrial noise	Point		-6.9	-6.4	0.0	
Back Up Alarm 77	Default industrial noise	Point		-6.8	-6.4	0.0	
Back Up Alarm 78	Default industrial noise	Point		-6.8	-6.3	0.0	
Back Up Alarm 79	Default industrial noise	Point		-6.8	-6.3	0.0	
Back Up Alarm 80	Default industrial noise	Point		-6.8	-6.3	0.0	
Back Up Alarm 81	Default industrial noise	Point		-6.8	-6.3	0.0	
Back Up Alarm 82	Default industrial noise	Point		-6.8	-6.3	0.0	
Back Up Alarm 83	Default industrial noise	Point		-6.8	-6.3	0.0	
Back Up Alarm 84	Default industrial noise	Point		-6.7	-6.3	0.0	
Back Up Alarm 85	Default industrial noise	Point		-6.7	-6.3	0.0	
Back Up Alarm 86	Default industrial noise	Point		-6.7	-6.2	0.0	
Back Up Alarm 87	Default industrial noise	Point		-6.7	-6.2	0.0	
Back Up Alarm 88	Default industrial noise	Point		-6.7	-6.2	0.0	
Back Up Alarm 89	Default industrial noise	Point		-6.7	-6.2	0.0	
Back Up Alarm 90	Default industrial noise	Point		-6.7	-6.2	0.0	
Back Up Alarm 91	Default industrial noise	Point		-6.7	-6.2	0.0	
Back Up Alarm 92	Default industrial noise	Point		-6.7	-6.2	0.0	
Back Up Alarm 93	Default industrial noise	Point		-6.7	-6.2	0.0	
Back Up Alarm 94	Default industrial noise	Point		-6.7	-6.2	0.0	
Back Up Alarm 95	Default industrial noise	Point		-6.7	-6.2	0.0	
Back Up Alarm 96	Default industrial noise	Point		-6.7	-6.2	0.0	
Back Up Alarm 97	Default industrial noise	Point		-6.7	-6.2	0.0	
Back Up Alarm 98	Default industrial noise	Point		-6.7	-6.2	0.0	
Back Up Alarm 99	Default industrial noise	Point		-6.7	-6.2	0.0	
Back Up Alarm 100	Default industrial noise	Point		-6.7	-6.2	0.0	
Back Up Alarm 101	Default industrial noise	Point		-6.7	-6.3	0.0	
Back Up Alarm 102	Default industrial noise	Point		-6.7	-6.3	0.0	
Back Up Alarm 103	Default industrial noise	Point		-6.7	-6.3	0.0	
Back Up Alarm 104	Default industrial noise	Point		-6.8	-6.3	0.0	
Back Up Alarm 105	Default industrial noise	Point		-6.8	-6.3	0.0	
Back Up Alarm 106	Default industrial noise	Point		-6.8	-6.3	0.0	
Back Up Alarm 107	Default industrial noise	Point		-6.8	-6.3	0.0	
Back Up Alarm 108	Default industrial noise	Point		-6.8	-6.3	0.0	
Back Up Alarm 109	Default industrial noise	Point		-6.8	-6.3	0.0	
Back Up Alarm 110	Default industrial noise	Point		-6.8	-6.3	0.0	
Back Up Alarm 111	Default industrial noise	Point		-6.8	-6.4	0.0	
Back Up Alarm 112	Default industrial noise	Point		-6.8	-6.4	0.0	
Parking 1: Spaces 30	Default parking lot noise	PLot		15.8	18.8	0.0	
Parking 2: Spaces 20	Default parking lot noise	PLot		9.6	12.6	0.0	

5

Duke Patterson Warehouse
Contribution level - 001 - Duke Patterson Warehouse: Outdoor

9

Source	Source group	Source type	Per. lane	CNEL dB(A)	Leq dB(A)	A dB	
Parking 3: Spaces 20	Default parking lot noise	PLot		8.9	11.9	0.0	
Parking 4: Spaces 20	Default parking lot noise	PLot		8.4	11.4	0.0	
Parking 5: Spaces 20	Default parking lot noise	PLot		8.0	11.0	0.0	
Parking 6: Spaces 14	Default parking lot noise	PLot		5.4	8.4	0.0	
Parking 7: Spaces 15	Default parking lot noise	PLot		5.5	8.5	0.0	
Parking 8: Spaces 15	Default parking lot noise	PLot		6.1	9.1	0.0	
Parking 9: Spaces 10	Default parking lot noise	PLot		-1.1	1.9	0.0	
Parking 10: Spaces 10	Default parking lot noise	PLot		-1.9	1.1	0.0	
Parking 11: Spaces 10	Default parking lot noise	PLot		-2.5	0.5	0.0	
Parking 12: Spaces 10	Default parking lot noise	PLot		-3.0	0.0	0.0	
Parking 13: Spaces 8	Default parking lot noise	PLot		-4.4	-1.4	0.0	
Parking 14: Spaces 9	Default parking lot noise	PLot		-4.2	-1.2	0.0	
Parking 15: Spaces 10	Default parking lot noise	PLot		18.2	21.2	0.0	
Parking 16: Spaces 9	Default parking lot noise	PLot		18.6	21.6	0.0	
Parking 17: Spaces 10	Default parking lot noise	PLot		19.1	22.1	0.0	
Parking 18: Spaces 5	Default parking lot noise	PLot		14.5	17.5	0.0	
Parking 19: Spaces 6	Default parking lot noise	PLot		17.8	20.8	0.0	
Parking 20: Spaces 12	Default parking lot noise	PLot		21.8	24.8	0.0	
Parking 21: Spaces 10	Default parking lot noise	PLot		15.8	18.8	0.0	
Parking 22: Spaces 5	Default parking lot noise	PLot		13.6	16.7	0.0	
Parking 23: Spaces 10	Default parking lot noise	PLot		29.5	32.5	0.0	
Parking 24: Spaces 10	Default parking lot noise	PLot		29.4	32.4	0.0	
Parking 25: Spaces 14	Default parking lot noise	PLot		31.1	34.1	0.0	
Parking 26: Spaces 10	Default parking lot noise	PLot		27.7	30.7	0.0	
Parking 27: Spaces 10	Default parking lot noise	PLot		27.0	30.0	0.0	
Parking 28: Spaces 20	Default parking lot noise	PLot		31.9	34.9	0.0	
Parking 29: Spaces 9	Default parking lot noise	PLot		25.6	28.6	0.0	
Parking 30: Spaces 3	Default parking lot noise	PLot		19.7	22.7	0.0	
31 Parking: Spaces 10	Default parking lot noise	PLot		24.5	27.5	0.0	
HVAC 1	Default industrial noise	Point		18.8	12.2	0.0	
HVAC 1	Default industrial noise	Point		18.0	11.3	0.0	
HVAC 1	Default industrial noise	Point		18.3	11.6	0.0	
HVAC 1	Default industrial noise	Point		19.4	12.7	0.0	
HVAC 1	Default industrial noise	Point		17.1	10.4	0.0	
HVAC 1	Default industrial noise	Point		16.2	9.5	0.0	
HVAC 1	Default industrial noise	Point		16.2	9.6	0.0	
HVAC 1	Default industrial noise	Point		17.2	10.5	0.0	
HVAC 1	Default industrial noise	Point		15.3	8.7	0.0	
HVAC 1	Default industrial noise	Point		14.6	7.9	0.0	
HVAC 1	Default industrial noise	Point		14.6	8.0	0.0	
HVAC 1	Default industrial noise	Point		15.4	8.7	0.0	
HVAC 1	Default industrial noise	Point		13.8	7.2	0.0	
HVAC 1	Default industrial noise	Point		13.9	7.2	0.0	
HVAC 1	Default industrial noise	Point		19.5	12.9	0.0	
HVAC 1	Default industrial noise	Point		18.4	11.7	0.0	

6

Duke Patterson Warehouse
Contribution level - 001 - Duke Patterson Warehouse: Outdoor

9

Source	Source group	Source type	Per. lane	CNEL dB(A)	Leq dB(A)	A dB	
HVAC 1	Default industrial noise	Point		18.5	11.8	0.0	
HVAC 1	Default industrial noise	Point		19.7	13.0	0.0	
HVAC 1	Default industrial noise	Point		17.3	10.6	0.0	
HVAC 1	Default industrial noise	Point		16.3	9.7	0.0	
HVAC 1	Default industrial noise	Point		16.4	9.7	0.0	
HVAC 1	Default industrial noise	Point		17.4	10.7	0.0	
HVAC 1	Default industrial noise	Point		15.5	8.8	0.0	
HVAC 1	Default industrial noise	Point		14.7	8.0	0.0	
HVAC 1	Default industrial noise	Point		14.7	8.1	0.0	
HVAC 1	Default industrial noise	Point		15.5	8.8	0.0	
HVAC 1	Default industrial noise	Point		14.0	7.3	0.0	
HVAC 1	Default industrial noise	Point		14.0	7.3	0.0	
HVAC 1	Default industrial noise	Point		19.8	13.1	0.0	
HVAC 1	Default industrial noise	Point		18.6	11.9	0.0	
HVAC 1	Default industrial noise	Point		18.6	11.9	0.0	
HVAC 1	Default industrial noise	Point		19.8	13.1	0.0	
HVAC 1	Default industrial noise	Point		17.4	10.8	0.0	
HVAC 1	Default industrial noise	Point		16.4	9.8	0.0	
HVAC 1	Default industrial noise	Point		16.4	9.8	0.0	
HVAC 1	Default industrial noise	Point		17.4	10.8	0.0	
HVAC 1	Default industrial noise	Point		15.5	8.9	0.0	
HVAC 1	Default industrial noise	Point		14.8	8.1	0.0	
HVAC 1	Default industrial noise	Point		14.8	8.1	0.0	
HVAC 1	Default industrial noise	Point		15.5	8.9	0.0	
HVAC 1	Default industrial noise	Point		14.0	7.4	0.0	
HVAC 1	Default industrial noise	Point		14.0	7.4	0.0	
HVAC 1	Default industrial noise	Point		19.7	13.0	0.0	
HVAC 1	Default industrial noise	Point		18.5	11.8	0.0	
HVAC 1	Default industrial noise	Point		18.4	11.7	0.0	
HVAC 1	Default industrial noise	Point		19.5	12.8	0.0	
HVAC 1	Default industrial noise	Point		17.4	10.7	0.0	
HVAC 1	Default industrial noise	Point		16.4	9.7	0.0	
HVAC 1	Default industrial noise	Point		16.3	9.6	0.0	
HVAC 1	Default industrial noise	Point		17.3	10.6	0.0	
HVAC 1	Default industrial noise	Point		15.5	8.8	0.0	
HVAC 1	Default industrial noise	Point		14.7	8.1	0.0	
HVAC 1	Default industrial noise	Point		14.7	8.0	0.0	
HVAC 1	Default industrial noise	Point		15.4	8.8	0.0	
HVAC 1	Default industrial noise	Point		14.0	7.3	0.0	
HVAC 1	Default industrial noise	Point		13.9	7.3	0.0	
HVAC 1	Default industrial noise	Point		19.3	12.6	0.0	
HVAC 1	Default industrial noise	Point		18.2	11.5	0.0	
HVAC 1	Default industrial noise	Point		17.9	11.3	0.0	
HVAC 1	Default industrial noise	Point		19.0	12.3	0.0	
HVAC 1	Default industrial noise	Point		17.1	10.5	0.0	

7

Duke Patterson Warehouse
Contribution level - 001 - Duke Patterson Warehouse: Outdoor

9

Source	Source group	Source type	Per. lane	CNEL dB(A)	Leq dB(A)	A dB	
HVAC 1	Default industrial noise	Point		16.2	9.5	0.0	
HVAC 1	Default industrial noise	Point		16.0	9.3	0.0	
HVAC 1	Default industrial noise	Point		16.9	10.3	0.0	
HVAC 1	Default industrial noise	Point		15.3	8.7	0.0	
HVAC 1	Default industrial noise	Point		14.6	7.9	0.0	
HVAC 1	Default industrial noise	Point		14.5	7.8	0.0	
HVAC 1	Default industrial noise	Point		15.2	8.5	0.0	
HVAC 1	Default industrial noise	Point		13.9	7.2	0.0	
HVAC 1	Default industrial noise	Point		13.8	7.1	0.0	
HVAC 1	Default industrial noise	Point		18.6	11.9	0.0	
HVAC 1	Default industrial noise	Point		17.7	11.0	0.0	
HVAC 1	Default industrial noise	Point		17.3	10.7	0.0	
HVAC 1	Default industrial noise	Point		18.2	11.5	0.0	
HVAC 1	Default industrial noise	Point		16.7	10.0	0.0	
HVAC 1	Default industrial noise	Point		15.8	9.2	0.0	
HVAC 1	Default industrial noise	Point		15.6	8.9	0.0	
HVAC 1	Default industrial noise	Point		16.4	9.8	0.0	
HVAC 1	Default industrial noise	Point		15.1	8.4	0.0	
HVAC 1	Default industrial noise	Point		14.3	7.7	0.0	
HVAC 1	Default industrial noise	Point		14.2	7.5	0.0	
HVAC 1	Default industrial noise	Point		14.9	8.2	0.0	
HVAC 1	Default industrial noise	Point		13.6	7.0	0.0	
HVAC 1	Default industrial noise	Point		13.5	6.8	0.0	
HVAC 1	Default industrial noise	Point		17.8	11.1	0.0	
HVAC 1	Default industrial noise	Point		17.0	10.3	0.0	
HVAC 1	Default industrial noise	Point		16.5	9.9	0.0	
HVAC 1	Default industrial noise	Point		17.3	10.6	0.0	
HVAC 1	Default industrial noise	Point		16.1	9.4	0.0	
HVAC 1	Default industrial noise	Point		15.4	8.7	0.0	
HVAC 1	Default industrial noise	Point		15.1	8.4	0.0	
HVAC 1	Default industrial noise	Point		15.8	9.1	0.0	
HVAC 1	Default industrial noise	Point		14.6	8.0	0.0	
HVAC 1	Default industrial noise	Point		14.0	7.3	0.0	
HVAC 1	Default industrial noise	Point		13.7	7.1	0.0	
HVAC 1	Default industrial noise	Point		14.4	7.7	0.0	
HVAC 1	Default industrial noise	Point		13.3	6.6	0.0	
HVAC 1	Default industrial noise	Point		13.1	6.4	0.0	
HVAC 1	Default industrial noise	Point		16.8	10.2	0.0	
HVAC 1	Default industrial noise	Point		16.1	9.5	0.0	
HVAC 1	Default industrial noise	Point		15.7	9.1	0.0	
HVAC 1	Default industrial noise	Point		16.3	9.6	0.0	
HVAC 1	Default industrial noise	Point		15.5	8.8	0.0	
HVAC 1	Default industrial noise	Point		14.8	8.1	0.0	
HVAC 1	Default industrial noise	Point		14.5	7.8	0.0	
HVAC 1	Default industrial noise	Point		15.1	8.4	0.0	

8

Duke Patterson Warehouse
Contribution level - 001 - Duke Patterson Warehouse: Outdoor

9

Source	Source group	Source type	Per. lane	CNEL dB(A)	Leq dB(A)	A dB	
HVAC 1	Default industrial noise	Point		14.1	7.5	0.0	
HVAC 1	Default industrial noise	Point		13.5	6.8	0.0	
HVAC 1	Default industrial noise	Point		13.2	6.6	0.0	
HVAC 1	Default industrial noise	Point		13.8	7.2	0.0	
HVAC 1	Default industrial noise	Point		12.9	6.2	0.0	
HVAC 1	Default industrial noise	Point		12.7	6.0	0.0	
Trailer Stall 1: Spaces 72	Default parking lot noise	PLot		34.2	37.2	0.0	
Trailer Stall 2: Spaces 47	Default parking lot noise	PLot		10.4	13.4	0.0	
Trailer Stall 3: Spaces 22	Default parking lot noise	PLot		7.2	10.2	0.0	
Back Up Alarm 1	Default industrial noise	Point		20.9	21.3	0.0	
Back Up Alarm 1	Default industrial noise	Point		21.9	22.4	0.0	
Back Up Alarm 1	Default industrial noise	Point		21.6	22.0	0.0	
Back Up Alarm 1	Default industrial noise	Point		21.6	22.1	0.0	
Back Up Alarm 1	Default industrial noise	Point		21.1	21.6	0.0	
Back Up Alarm 1	Default industrial noise	Point		21.2	21.7	0.0	
Back Up Alarm 1	Default industrial noise	Point		21.3	21.8	0.0	
Back Up Alarm 1	Default industrial noise	Point		21.5	21.9	0.0	
Back Up Alarm 1	Default industrial noise	Point		21.6	22.1	0.0	
Back Up Alarm 1	Default industrial noise	Point		21.7	22.2	0.0	
Back Up Alarm 1	Default industrial noise	Point		21.7	22.2	0.0	
Back Up Alarm 1	Default industrial noise	Point		21.8	22.3	0.0	
Back Up Alarm 1	Default industrial noise	Point		22.0	22.4	0.0	
Back Up Alarm 1	Default industrial noise	Point		22.2	22.6	0.0	
Back Up Alarm 1	Default industrial noise	Point		22.3	22.8	0.0	
Back Up Alarm 1	Default industrial noise	Point		22.4	22.9	0.0	
Back Up Alarm 1	Default industrial noise	Point		22.6	23.0	0.0	
Back Up Alarm 1	Default industrial noise	Point		22.7	23.2	0.0	
Back Up Alarm 1	Default industrial noise	Point		22.8	23.3	0.0	
Back Up Alarm 1	Default industrial noise	Point		22.9	23.4	0.0	
Back Up Alarm 1	Default industrial noise	Point		23.1	23.6	0.0	
Back Up Alarm 1	Default industrial noise	Point		23.1	23.6	0.0	
Back Up Alarm 1	Default industrial noise	Point		23.3	23.7	0.0	
Back Up Alarm 1	Default industrial noise	Point		23.4	23.9	0.0	
Back Up Alarm 1	Default industrial noise	Point		23.7	24.2	0.0	
Back Up Alarm 1	Default industrial noise	Point		23.8	24.3	0.0	
Back Up Alarm 1	Default industrial noise	Point		23.6	24.1	0.0	
Back Up Alarm 1	Default industrial noise	Point		23.2	23.7	0.0	
Back Up Alarm 1	Default industrial noise	Point		22.9	23.4	0.0	
Back Up Alarm 1	Default industrial noise	Point		22.7	23.2	0.0	
Back Up Alarm 1	Default industrial noise	Point		23.2	23.7	0.0	
Back Up Alarm 1	Default industrial noise	Point		23.3	23.8	0.0	
Back Up Alarm 1	Default industrial noise	Point		23.3	23.8	0.0	
Back Up Alarm 1	Default industrial noise	Point		24.2	24.6	0.0	
Back Up Alarm 1	Default industrial noise	Point		23.6	24.1	0.0	
Back Up Alarm 1	Default industrial noise	Point		23.7	24.1	0.0	

9

Duke Patterson Warehouse
Contribution level - 001 - Duke Patterson Warehouse: Outdoor

9

Source	Source group	Source type	Per. lane	CNEL dB(A)	Leq dB(A)	A dB	
Back Up Alarm 1	Default industrial noise	Point		22.4	22.9	0.0	
Back Up Alarm 1	Default industrial noise	Point		22.6	23.0	0.0	
Back Up Alarm 1	Default industrial noise	Point		22.7	23.2	0.0	
Back Up Alarm 1	Default industrial noise	Point		22.8	23.3	0.0	
Back Up Alarm 1	Default industrial noise	Point		22.9	23.4	0.0	
Back Up Alarm 1	Default industrial noise	Point		23.1	23.6	0.0	
Back Up Alarm 1	Default industrial noise	Point		23.2	23.7	0.0	
Back Up Alarm 1	Default industrial noise	Point		23.4	23.8	0.0	
Back Up Alarm 1	Default industrial noise	Point		23.4	23.8	0.0	
Back Up Alarm 1	Default industrial noise	Point		23.7	24.2	0.0	
Back Up Alarm 1	Default industrial noise	Point		23.8	24.3	0.0	
Back Up Alarm 1	Default industrial noise	Point		23.6	24.1	0.0	
Back Up Alarm 1	Default industrial noise	Point		22.3	22.8	0.0	
Back Up Alarm 1	Default industrial noise	Point		20.1	20.6	0.0	
Receiver R2 FI G dB(A) Lr,lim dB(A) CNEL 45.9 dB(A) Leq 46.9 dB(A)							
Idling Trucks	Default industrial noise	Point		12.3	12.8	0.0	
Idling Trucks	Default industrial noise	Point		11.4	11.9	0.0	
Idling Trucks	Default industrial noise	Point		12.9	13.4	0.0	
Idling Trucks	Default industrial noise	Point		12.9	13.4	0.0	
Idling Trucks	Default industrial noise	Point		13.0	13.5	0.0	
Idling Trucks	Default industrial noise	Point		13.0	13.5	0.0	
Idling Trucks	Default industrial noise	Point		13.0	13.4	0.0	
Idling Trucks	Default industrial noise	Point		12.9	13.4	0.0	
Idling Trucks	Default industrial noise	Point		12.9	13.4	0.0	
Idling Trucks	Default industrial noise	Point		12.8	13.3	0.0	
Idling Trucks	Default industrial noise	Point		12.8	13.3	0.0	
Idling Trucks	Default industrial noise	Point		12.7	13.2	0.0	
Idling Trucks	Default industrial noise	Point		12.7	13.1	0.0	
Idling Trucks	Default industrial noise	Point		12.5	13.0	0.0	
Idling Trucks	Default industrial noise	Point		12.5	12.9	0.0	
Idling Trucks	Default industrial noise	Point		12.4	12.9	0.0	
Idling Trucks	Default industrial noise	Point		12.3	12.8	0.0	
Idling Trucks	Default industrial noise	Point		12.2	12.7	0.0	
Idling Trucks	Default industrial noise	Point		12.1	12.6	0.0	
Idling Trucks	Default industrial noise	Point		12.0	12.5	0.0	
Idling Trucks	Default industrial noise	Point		11.8	12.3	0.0	
Idling Trucks	Default industrial noise	Point		11.7	12.2	0.0	
Idling Trucks	Default industrial noise	Point		11.6	12.1	0.0	
Idling Trucks	Default industrial noise	Point		11.5	11.9	0.0	
Idling Trucks	Default industrial noise	Point		11.3	11.8	0.0	
Idling Trucks	Default industrial noise	Point		11.2	11.7	0.0	
Idling Trucks	Default industrial noise	Point		11.1	11.6	0.0	
Idling Trucks	Default industrial noise	Point		10.7	11.2	0.0	
Idling Trucks	Default industrial noise	Point		10.6	11.1	0.0	
Idling Trucks	Default industrial noise	Point		10.5	10.9	0.0	

Duke Patterson Warehouse

Contribution level - 001 - Duke Patterson Warehouse: Outdoor

9

Source	Source group	Source type	Per. lane	CNEL dB(A)	Leq dB(A)	A dB	
Idling Trucks	Default industrial noise	Point		10.3	10.8	0.0	
Idling Trucks	Default industrial noise	Point		10.2	10.7	0.0	
Idling Trucks	Default industrial noise	Point		10.1	10.5	0.0	
Idling Trucks	Default industrial noise	Point		9.9	10.4	0.0	
Idling Trucks	Default industrial noise	Point		9.7	10.1	0.0	
Idling Trucks	Default industrial noise	Point		9.5	10.0	0.0	
Idling Trucks	Default industrial noise	Point		9.4	9.9	0.0	
Idling Trucks	Default industrial noise	Point		9.2	9.7	0.0	
Idling Trucks	Default industrial noise	Point		9.1	9.6	0.0	
Idling Trucks	Default industrial noise	Point		9.0	9.4	0.0	
Idling Trucks	Default industrial noise	Point		8.8	9.3	0.0	
Idling Trucks	Default industrial noise	Point		9.1	9.6	0.0	
Idling Trucks	Default industrial noise	Point		9.0	9.5	0.0	
Idling Trucks	Default industrial noise	Point		8.9	9.4	0.0	
Idling Trucks	Default industrial noise	Point		8.8	9.3	0.0	
Idling Trucks	Default industrial noise	Point		8.7	9.2	0.0	
Idling Trucks	Default industrial noise	Point		9.6	10.1	0.0	
Idling Trucks	Default industrial noise	Point		9.6	10.1	0.0	
Idling Trucks	Default industrial noise	Point		-17.2	-16.7	0.0	
Idling Trucks	Default industrial noise	Point		-17.2	-16.7	0.0	
Idling Trucks	Default industrial noise	Point		-17.2	-16.7	0.0	
Idling Trucks	Default industrial noise	Point		-17.2	-16.7	0.0	
Idling Trucks	Default industrial noise	Point		-17.2	-16.8	0.0	
Idling Trucks	Default industrial noise	Point		-17.2	-16.8	0.0	
Idling Trucks	Default industrial noise	Point		-17.2	-16.8	0.0	
Idling Trucks	Default industrial noise	Point		-17.2	-16.8	0.0	
Idling Trucks	Default industrial noise	Point		-17.2	-16.8	0.0	
Idling Trucks	Default industrial noise	Point		-17.2	-16.8	0.0	
Idling Trucks	Default industrial noise	Point		-17.2	-16.8	0.0	
Idling Trucks	Default industrial noise	Point		-17.2	-16.8	0.0	
Idling Trucks	Default industrial noise	Point		-17.2	-16.8	0.0	
Idling Trucks	Default industrial noise	Point		-17.3	-16.8	0.0	
Idling Trucks	Default industrial noise	Point		-17.3	-16.8	0.0	
Idling Trucks	Default industrial noise	Point		-17.3	-16.8	0.0	
Idling Trucks	Default industrial noise	Point		-17.3	-16.8	0.0	
Idling Trucks	Default industrial noise	Point		-17.3	-16.8	0.0	
Idling Trucks	Default industrial noise	Point		-17.3	-16.8	0.0	
Idling Trucks	Default industrial noise	Point		-17.3	-16.8	0.0	
Idling Trucks	Default industrial noise	Point		-17.3	-16.8	0.0	
Idling Trucks	Default industrial noise	Point		-17.3	-16.8	0.0	
Idling Trucks	Default industrial noise	Point		-17.4	-16.9	0.0	
Idling Trucks	Default industrial noise	Point		-17.4	-16.9	0.0	
Idling Trucks	Default industrial noise	Point		-17.4	-16.9	0.0	
Idling Trucks	Default industrial noise	Point		-17.4	-16.9	0.0	
Idling Trucks	Default industrial noise	Point		-17.4	-16.9	0.0	
Idling Trucks	Default industrial noise	Point		-17.4	-16.9	0.0	
Idling Trucks	Default industrial noise	Point		-17.4	-17.0	0.0	
Idling Trucks	Default industrial noise	Point		-17.5	-17.0	0.0	
Idling Trucks	Default industrial noise	Point		-17.5	-17.0	0.0	

Duke Patterson Warehouse
Contribution level - 001 - Duke Patterson Warehouse: Outdoor

9

Source	Source group	Source type	Per. lane	CNEL dB(A)	Leq dB(A)	A dB	
Idling Trucks	Default industrial noise	Point		-17.5	-17.0	0.0	
Idling Trucks	Default industrial noise	Point		-17.5	-17.1	0.0	
Idling Trucks	Default industrial noise	Point		-17.6	-17.1	0.0	
Idling Trucks	Default industrial noise	Point		-17.6	-17.1	0.0	
Idling Trucks	Default industrial noise	Point		-17.6	-17.1	0.0	
Idling Trucks	Default industrial noise	Point		-17.6	-17.2	0.0	
Idling Trucks	Default industrial noise	Point		-17.7	-17.2	0.0	
Idling Trucks	Default industrial noise	Point		-17.7	-17.2	0.0	
Idling Trucks	Default industrial noise	Point		-17.7	-17.3	0.0	
Idling Trucks	Default industrial noise	Point		-17.8	-17.3	0.0	
Idling Trucks	Default industrial noise	Point		-17.8	-17.3	0.0	
Idling Trucks	Default industrial noise	Point		-17.8	-17.3	0.0	
Idling Trucks	Default industrial noise	Point		-17.8	-17.4	0.0	
Idling Trucks	Default industrial noise	Point		-17.9	-17.4	0.0	
Idling Trucks	Default industrial noise	Point		-17.9	-17.5	0.0	
Idling Trucks	Default industrial noise	Point		-18.0	-17.5	0.0	
Idling Trucks	Default industrial noise	Point		-18.0	-17.5	0.0	
Idling Trucks	Default industrial noise	Point		-18.0	-17.6	0.0	
Idling Trucks	Default industrial noise	Point		-18.1	-17.6	0.0	
Idling Trucks	Default industrial noise	Point		-18.1	-17.6	0.0	
Idling Trucks	Default industrial noise	Point		-18.2	-17.7	0.0	
Idling Trucks	Default industrial noise	Point		-18.2	-17.7	0.0	
Idling Trucks	Default industrial noise	Point		-18.2	-17.8	0.0	
Idling Trucks	Default industrial noise	Point		-18.3	-17.8	0.0	
Idling Trucks	Default industrial noise	Point		-18.3	-17.8	0.0	
Idling Trucks	Default industrial noise	Point		-18.4	-17.9	0.0	
Idling Trucks	Default industrial noise	Point		-18.4	-17.9	0.0	
Idling Trucks	Default industrial noise	Point		-18.5	-18.0	0.0	
Idling Trucks	Default industrial noise	Point		-18.5	-18.0	0.0	
Idling Trucks	Default industrial noise	Point		-18.5	-18.0	0.0	
Idling Trucks	Default industrial noise	Point		-18.6	-18.1	0.0	
Idling Trucks	Default industrial noise	Point		-18.6	-18.1	0.0	
Idling Trucks	Default industrial noise	Point		-18.6	-18.2	0.0	
Idling Trucks	Default industrial noise	Point		-18.7	-18.2	0.0	
Idling Trucks	Default industrial noise	Point		-18.7	-18.3	0.0	
Idling Trucks	Default industrial noise	Point		-18.8	-18.3	0.0	
Back Up Alarm 1	Default industrial noise	Point		23.4	23.9	0.0	
Back Up Alarm 2	Default industrial noise	Point		22.3	22.8	0.0	
Back Up Alarm 3	Default industrial noise	Point		24.1	24.6	0.0	
Back Up Alarm 4	Default industrial noise	Point		24.5	25.0	0.0	
Back Up Alarm 5	Default industrial noise	Point		24.4	24.9	0.0	
Back Up Alarm 6	Default industrial noise	Point		24.1	24.6	0.0	
Back Up Alarm 7	Default industrial noise	Point		24.0	24.5	0.0	
Back Up Alarm 8	Default industrial noise	Point		24.0	24.5	0.0	
Back Up Alarm 9	Default industrial noise	Point		24.0	24.5	0.0	

Duke Patterson Warehouse
Contribution level - 001 - Duke Patterson Warehouse: Outdoor

9

Source	Source group	Source type	Per. lane	CNEL dB(A)	Leq dB(A)	A dB	
Back Up Alarm 10	Default industrial noise	Point		23.9	24.4	0.0	
Back Up Alarm 11	Default industrial noise	Point		23.9	24.4	0.0	
Back Up Alarm 12	Default industrial noise	Point		23.8	24.3	0.0	
Back Up Alarm 13	Default industrial noise	Point		23.8	24.3	0.0	
Back Up Alarm 14	Default industrial noise	Point		23.6	24.1	0.0	
Back Up Alarm 15	Default industrial noise	Point		23.6	24.0	0.0	
Back Up Alarm 16	Default industrial noise	Point		23.5	24.0	0.0	
Back Up Alarm 17	Default industrial noise	Point		23.4	23.9	0.0	
Back Up Alarm 18	Default industrial noise	Point		23.3	23.8	0.0	
Back Up Alarm 19	Default industrial noise	Point		23.2	23.7	0.0	
Back Up Alarm 20	Default industrial noise	Point		23.1	23.6	0.0	
Back Up Alarm 21	Default industrial noise	Point		22.9	23.4	0.0	
Back Up Alarm 22	Default industrial noise	Point		22.8	23.3	0.0	
Back Up Alarm 23	Default industrial noise	Point		22.7	23.1	0.0	
Back Up Alarm 24	Default industrial noise	Point		22.5	23.0	0.0	
Back Up Alarm 25	Default industrial noise	Point		22.4	22.9	0.0	
Back Up Alarm 26	Default industrial noise	Point		22.3	22.8	0.0	
Back Up Alarm 27	Default industrial noise	Point		22.2	22.6	0.0	
Back Up Alarm 28	Default industrial noise	Point		21.9	22.4	0.0	
Back Up Alarm 29	Default industrial noise	Point		21.8	22.2	0.0	
Back Up Alarm 30	Default industrial noise	Point		21.6	22.1	0.0	
Back Up Alarm 31	Default industrial noise	Point		21.5	21.9	0.0	
Back Up Alarm 32	Default industrial noise	Point		21.3	21.8	0.0	
Back Up Alarm 33	Default industrial noise	Point		21.2	21.7	0.0	
Back Up Alarm 34	Default industrial noise	Point		21.0	21.5	0.0	
Back Up Alarm 35	Default industrial noise	Point		20.7	21.2	0.0	
Back Up Alarm 36	Default industrial noise	Point		20.6	21.1	0.0	
Back Up Alarm 37	Default industrial noise	Point		20.4	20.9	0.0	
Back Up Alarm 38	Default industrial noise	Point		20.2	20.7	0.0	
Back Up Alarm 39	Default industrial noise	Point		20.1	20.6	0.0	
Back Up Alarm 40	Default industrial noise	Point		19.9	20.4	0.0	
Back Up Alarm 41	Default industrial noise	Point		19.8	20.3	0.0	
Back Up Alarm 42	Default industrial noise	Point		19.6	20.1	0.0	
Back Up Alarm 43	Default industrial noise	Point		20.0	20.5	0.0	
Back Up Alarm 44	Default industrial noise	Point		19.8	20.3	0.0	
Back Up Alarm 45	Default industrial noise	Point		19.7	20.2	0.0	
Back Up Alarm 46	Default industrial noise	Point		19.5	20.0	0.0	
Back Up Alarm 47	Default industrial noise	Point		19.3	19.8	0.0	
Back Up Alarm 48	Default industrial noise	Point		19.2	19.7	0.0	
Back Up Alarm 50	Default industrial noise	Point		-6.8	-6.3	0.0	
Back Up Alarm 51	Default industrial noise	Point		-6.8	-6.3	0.0	
Back Up Alarm 52	Default industrial noise	Point		-6.8	-6.3	0.0	
Back Up Alarm 53	Default industrial noise	Point		-6.8	-6.3	0.0	
Back Up Alarm 54	Default industrial noise	Point		-6.8	-6.3	0.0	
Back Up Alarm 55	Default industrial noise	Point		-6.8	-6.3	0.0	

Duke Patterson Warehouse
Contribution level - 001 - Duke Patterson Warehouse: Outdoor

9

Source	Source group	Source type	Per. lane	CNEL dB(A)	Leq dB(A)	A dB	
Back Up Alarm 56	Default industrial noise	Point		-6.8	-6.3	0.0	
Back Up Alarm 57	Default industrial noise	Point		-6.8	-6.3	0.0	
Back Up Alarm 58	Default industrial noise	Point		-6.8	-6.3	0.0	
Back Up Alarm 59	Default industrial noise	Point		-6.8	-6.3	0.0	
Back Up Alarm 60	Default industrial noise	Point		-6.8	-6.3	0.0	
Back Up Alarm 61	Default industrial noise	Point		-6.8	-6.3	0.0	
Back Up Alarm 62	Default industrial noise	Point		-6.8	-6.3	0.0	
Back Up Alarm 63	Default industrial noise	Point		-6.8	-6.3	0.0	
Back Up Alarm 64	Default industrial noise	Point		-6.8	-6.3	0.0	
Back Up Alarm 65	Default industrial noise	Point		-6.8	-6.3	0.0	
Back Up Alarm 66	Default industrial noise	Point		-6.8	-6.3	0.0	
Back Up Alarm 67	Default industrial noise	Point		-6.8	-6.3	0.0	
Back Up Alarm 68	Default industrial noise	Point		-6.8	-6.4	0.0	
Back Up Alarm 69	Default industrial noise	Point		-6.9	-6.4	0.0	
Back Up Alarm 70	Default industrial noise	Point		-6.9	-6.4	0.0	
Back Up Alarm 71	Default industrial noise	Point		-6.9	-6.4	0.0	
Back Up Alarm 72	Default industrial noise	Point		-6.9	-6.4	0.0	
Back Up Alarm 73	Default industrial noise	Point		-6.9	-6.4	0.0	
Back Up Alarm 74	Default industrial noise	Point		-6.9	-6.5	0.0	
Back Up Alarm 75	Default industrial noise	Point		-6.9	-6.5	0.0	
Back Up Alarm 76	Default industrial noise	Point		-7.0	-6.5	0.0	
Back Up Alarm 77	Default industrial noise	Point		-7.0	-6.5	0.0	
Back Up Alarm 78	Default industrial noise	Point		-7.0	-6.5	0.0	
Back Up Alarm 79	Default industrial noise	Point		-7.0	-6.5	0.0	
Back Up Alarm 80	Default industrial noise	Point		-7.0	-6.6	0.0	
Back Up Alarm 81	Default industrial noise	Point		-7.1	-6.6	0.0	
Back Up Alarm 82	Default industrial noise	Point		-7.1	-6.6	0.0	
Back Up Alarm 83	Default industrial noise	Point		-7.1	-6.6	0.0	
Back Up Alarm 84	Default industrial noise	Point		-7.2	-6.7	0.0	
Back Up Alarm 85	Default industrial noise	Point		-7.2	-6.7	0.0	
Back Up Alarm 86	Default industrial noise	Point		-7.2	-6.7	0.0	
Back Up Alarm 87	Default industrial noise	Point		-7.2	-6.7	0.0	
Back Up Alarm 88	Default industrial noise	Point		-7.2	-6.8	0.0	
Back Up Alarm 89	Default industrial noise	Point		-7.3	-6.8	0.0	
Back Up Alarm 90	Default industrial noise	Point		-7.3	-6.8	0.0	
Back Up Alarm 91	Default industrial noise	Point		-7.3	-6.9	0.0	
Back Up Alarm 92	Default industrial noise	Point		-7.4	-6.9	0.0	
Back Up Alarm 93	Default industrial noise	Point		-7.4	-6.9	0.0	
Back Up Alarm 94	Default industrial noise	Point		-7.4	-6.9	0.0	
Back Up Alarm 95	Default industrial noise	Point		-7.4	-7.0	0.0	
Back Up Alarm 96	Default industrial noise	Point		-7.5	-7.0	0.0	
Back Up Alarm 97	Default industrial noise	Point		-7.5	-7.0	0.0	
Back Up Alarm 98	Default industrial noise	Point		-7.5	-7.1	0.0	
Back Up Alarm 99	Default industrial noise	Point		-7.6	-7.1	0.0	
Back Up Alarm 100	Default industrial noise	Point		-7.6	-7.1	0.0	

Duke Patterson Warehouse
Contribution level - 001 - Duke Patterson Warehouse: Outdoor

9

Source	Source group	Source type	Per. lane	CNEL dB(A)	Leq dB(A)	A dB	
Back Up Alarm 101	Default industrial noise	Point		-7.6	-7.1	0.0	
Back Up Alarm 102	Default industrial noise	Point		-7.7	-7.2	0.0	
Back Up Alarm 103	Default industrial noise	Point		-7.7	-7.2	0.0	
Back Up Alarm 104	Default industrial noise	Point		-7.7	-7.3	0.0	
Back Up Alarm 105	Default industrial noise	Point		-7.8	-7.3	0.0	
Back Up Alarm 106	Default industrial noise	Point		-7.8	-7.3	0.0	
Back Up Alarm 107	Default industrial noise	Point		-7.8	-7.3	0.0	
Back Up Alarm 108	Default industrial noise	Point		-7.9	-7.4	0.0	
Back Up Alarm 109	Default industrial noise	Point		-7.9	-7.4	0.0	
Back Up Alarm 110	Default industrial noise	Point		-7.9	-7.4	0.0	
Back Up Alarm 111	Default industrial noise	Point		-8.0	-7.5	0.0	
Back Up Alarm 112	Default industrial noise	Point		-8.0	-7.5	0.0	
Parking 1: Spaces 30	Default parking lot noise	PLot		29.9	32.9	0.0	
Parking 2: Spaces 20	Default parking lot noise	PLot		18.8	21.8	0.0	
Parking 3: Spaces 20	Default parking lot noise	PLot		15.6	18.7	0.0	
Parking 4: Spaces 20	Default parking lot noise	PLot		14.0	17.1	0.0	
Parking 5: Spaces 20	Default parking lot noise	PLot		13.3	16.3	0.0	
Parking 6: Spaces 14	Default parking lot noise	PLot		10.3	13.3	0.0	
Parking 7: Spaces 15	Default parking lot noise	PLot		10.0	13.0	0.0	
Parking 8: Spaces 15	Default parking lot noise	PLot		21.5	24.5	0.0	
Parking 9: Spaces 10	Default parking lot noise	PLot		7.0	10.0	0.0	
Parking 10: Spaces 10	Default parking lot noise	PLot		4.8	7.8	0.0	
Parking 11: Spaces 10	Default parking lot noise	PLot		3.8	6.9	0.0	
Parking 12: Spaces 10	Default parking lot noise	PLot		2.9	5.9	0.0	
Parking 13: Spaces 8	Default parking lot noise	PLot		1.1	4.1	0.0	
Parking 14: Spaces 9	Default parking lot noise	PLot		1.2	4.2	0.0	
Parking 15: Spaces 10	Default parking lot noise	PLot		25.9	28.9	0.0	
Parking 16: Spaces 9	Default parking lot noise	PLot		27.5	30.5	0.0	
Parking 17: Spaces 10	Default parking lot noise	PLot		27.5	30.5	0.0	
Parking 18: Spaces 5	Default parking lot noise	PLot		23.8	26.8	0.0	
Parking 19: Spaces 6	Default parking lot noise	PLot		27.4	30.4	0.0	
Parking 20: Spaces 12	Default parking lot noise	PLot		30.5	33.5	0.0	
Parking 21: Spaces 10	Default parking lot noise	PLot		27.7	30.7	0.0	
Parking 22: Spaces 5	Default parking lot noise	PLot		26.0	29.0	0.0	
Parking 23: Spaces 10	Default parking lot noise	PLot		20.5	23.5	0.0	
Parking 24: Spaces 10	Default parking lot noise	PLot		19.9	22.9	0.0	
Parking 25: Spaces 14	Default parking lot noise	PLot		22.6	25.6	0.0	
Parking 26: Spaces 10	Default parking lot noise	PLot		20.1	23.1	0.0	
Parking 27: Spaces 10	Default parking lot noise	PLot		18.6	21.7	0.0	
Parking 28: Spaces 20	Default parking lot noise	PLot		24.0	27.0	0.0	
Parking 29: Spaces 9	Default parking lot noise	PLot		17.8	20.8	0.0	
Parking 30: Spaces 3	Default parking lot noise	PLot		12.2	15.2	0.0	
31 Parking: Spaces 10	Default parking lot noise	PLot		17.3	20.3	0.0	
HVAC 1	Default industrial noise	Point		15.3	8.7	0.0	
HVAC 1	Default industrial noise	Point		14.8	8.1	0.0	

Duke Patterson Warehouse
Contribution level - 001 - Duke Patterson Warehouse: Outdoor

9

Source	Source group	Source type	Per. lane	CNEL dB(A)	Leq dB(A)	A dB	
HVAC 1	Default industrial noise	Point		15.2	8.6	0.0	
HVAC 1	Default industrial noise	Point		15.8	9.1	0.0	
HVAC 1	Default industrial noise	Point		14.3	7.6	0.0	
HVAC 1	Default industrial noise	Point		13.7	7.1	0.0	
HVAC 1	Default industrial noise	Point		14.1	7.4	0.0	
HVAC 1	Default industrial noise	Point		14.7	8.0	0.0	
HVAC 1	Default industrial noise	Point		13.2	6.5	0.0	
HVAC 1	Default industrial noise	Point		12.6	6.0	0.0	
HVAC 1	Default industrial noise	Point		12.9	6.3	0.0	
HVAC 1	Default industrial noise	Point		13.5	6.8	0.0	
HVAC 1	Default industrial noise	Point		12.1	5.4	0.0	
HVAC 1	Default industrial noise	Point		12.4	5.7	0.0	
HVAC 1	Default industrial noise	Point		16.3	9.6	0.0	
HVAC 1	Default industrial noise	Point		15.7	9.0	0.0	
HVAC 1	Default industrial noise	Point		16.1	9.4	0.0	
HVAC 1	Default industrial noise	Point		16.8	10.1	0.0	
HVAC 1	Default industrial noise	Point		15.1	8.4	0.0	
HVAC 1	Default industrial noise	Point		14.4	7.8	0.0	
HVAC 1	Default industrial noise	Point		14.8	8.1	0.0	
HVAC 1	Default industrial noise	Point		15.4	8.8	0.0	
HVAC 1	Default industrial noise	Point		13.8	7.1	0.0	
HVAC 1	Default industrial noise	Point		13.2	6.5	0.0	
HVAC 1	Default industrial noise	Point		13.5	6.8	0.0	
HVAC 1	Default industrial noise	Point		14.1	7.4	0.0	
HVAC 1	Default industrial noise	Point		12.6	6.0	0.0	
HVAC 1	Default industrial noise	Point		12.9	6.2	0.0	
HVAC 1	Default industrial noise	Point		17.3	10.6	0.0	
HVAC 1	Default industrial noise	Point		16.5	9.8	0.0	
HVAC 1	Default industrial noise	Point		16.9	10.3	0.0	
HVAC 1	Default industrial noise	Point		17.7	11.1	0.0	
HVAC 1	Default industrial noise	Point		15.8	9.1	0.0	
HVAC 1	Default industrial noise	Point		15.1	8.4	0.0	
HVAC 1	Default industrial noise	Point		15.3	8.7	0.0	
HVAC 1	Default industrial noise	Point		16.1	9.4	0.0	
HVAC 1	Default industrial noise	Point		14.4	7.7	0.0	
HVAC 1	Default industrial noise	Point		13.7	7.0	0.0	
HVAC 1	Default industrial noise	Point		13.9	7.3	0.0	
HVAC 1	Default industrial noise	Point		14.6	8.0	0.0	
HVAC 1	Default industrial noise	Point		13.1	6.4	0.0	
HVAC 1	Default industrial noise	Point		13.3	6.6	0.0	
HVAC 1	Default industrial noise	Point		18.2	11.5	0.0	
HVAC 1	Default industrial noise	Point		17.3	10.6	0.0	
HVAC 1	Default industrial noise	Point		17.6	11.0	0.0	
HVAC 1	Default industrial noise	Point		18.6	11.9	0.0	
HVAC 1	Default industrial noise	Point		16.4	9.7	0.0	

Duke Patterson Warehouse
Contribution level - 001 - Duke Patterson Warehouse: Outdoor

9

Source	Source group	Source type	Per. lane	CNEL dB(A)	Leq dB(A)	A dB	
HVAC 1	Default industrial noise	Point		15.6	8.9	0.0	
HVAC 1	Default industrial noise	Point		15.8	9.1	0.0	
HVAC 1	Default industrial noise	Point		16.7	10.0	0.0	
HVAC 1	Default industrial noise	Point		14.8	8.2	0.0	
HVAC 1	Default industrial noise	Point		14.1	7.5	0.0	
HVAC 1	Default industrial noise	Point		14.3	7.6	0.0	
HVAC 1	Default industrial noise	Point		15.0	8.4	0.0	
HVAC 1	Default industrial noise	Point		13.5	6.8	0.0	
HVAC 1	Default industrial noise	Point		13.6	6.9	0.0	
HVAC 1	Default industrial noise	Point		18.9	12.3	0.0	
HVAC 1	Default industrial noise	Point		17.9	11.2	0.0	
HVAC 1	Default industrial noise	Point		18.2	11.5	0.0	
HVAC 1	Default industrial noise	Point		19.2	12.6	0.0	
HVAC 1	Default industrial noise	Point		16.9	10.2	0.0	
HVAC 1	Default industrial noise	Point		16.0	9.3	0.0	
HVAC 1	Default industrial noise	Point		16.2	9.5	0.0	
HVAC 1	Default industrial noise	Point		17.1	10.4	0.0	
HVAC 1	Default industrial noise	Point		15.2	8.5	0.0	
HVAC 1	Default industrial noise	Point		14.5	7.8	0.0	
HVAC 1	Default industrial noise	Point		14.6	7.9	0.0	
HVAC 1	Default industrial noise	Point		15.3	8.7	0.0	
HVAC 1	Default industrial noise	Point		13.7	7.1	0.0	
HVAC 1	Default industrial noise	Point		13.8	7.2	0.0	
HVAC 1	Default industrial noise	Point		19.5	12.8	0.0	
HVAC 1	Default industrial noise	Point		18.3	11.7	0.0	
HVAC 1	Default industrial noise	Point		18.5	11.8	0.0	
HVAC 1	Default industrial noise	Point		19.6	13.0	0.0	
HVAC 1	Default industrial noise	Point		17.3	10.6	0.0	
HVAC 1	Default industrial noise	Point		16.3	9.6	0.0	
HVAC 1	Default industrial noise	Point		16.4	9.7	0.0	
HVAC 1	Default industrial noise	Point		17.4	10.7	0.0	
HVAC 1	Default industrial noise	Point		15.4	8.8	0.0	
HVAC 1	Default industrial noise	Point		14.7	8.0	0.0	
HVAC 1	Default industrial noise	Point		14.7	8.1	0.0	
HVAC 1	Default industrial noise	Point		15.5	8.8	0.0	
HVAC 1	Default industrial noise	Point		13.9	7.3	0.0	
HVAC 1	Default industrial noise	Point		14.0	7.3	0.0	
HVAC 1	Default industrial noise	Point		19.7	13.1	0.0	
HVAC 1	Default industrial noise	Point		18.5	11.9	0.0	
HVAC 1	Default industrial noise	Point		18.6	11.9	0.0	
HVAC 1	Default industrial noise	Point		19.8	13.1	0.0	
HVAC 1	Default industrial noise	Point		17.4	10.8	0.0	
HVAC 1	Default industrial noise	Point		16.4	9.8	0.0	
HVAC 1	Default industrial noise	Point		16.5	9.8	0.0	
HVAC 1	Default industrial noise	Point		17.5	10.8	0.0	

Duke Patterson Warehouse
Contribution level - 001 - Duke Patterson Warehouse: Outdoor

9

Source	Source group	Source type	Per. lane	CNEL dB(A)	Leq dB(A)	A dB	
HVAC 1	Default industrial noise	Point		15.6	8.9	0.0	
HVAC 1	Default industrial noise	Point		14.8	8.1	0.0	
HVAC 1	Default industrial noise	Point		14.8	8.1	0.0	
HVAC 1	Default industrial noise	Point		15.6	8.9	0.0	
HVAC 1	Default industrial noise	Point		14.0	7.4	0.0	
HVAC 1	Default industrial noise	Point		14.1	7.4	0.0	
HVAC 1	Default industrial noise	Point		19.7	13.0	0.0	
HVAC 1	Default industrial noise	Point		18.7	12.0	0.0	
HVAC 1	Default industrial noise	Point		17.9	11.2	0.0	
HVAC 1	Default industrial noise	Point		19.3	12.6	0.0	
HVAC 1	Default industrial noise	Point		17.6	10.9	0.0	
HVAC 1	Default industrial noise	Point		16.5	9.9	0.0	
HVAC 1	Default industrial noise	Point		16.3	9.7	0.0	
HVAC 1	Default industrial noise	Point		17.1	10.4	0.0	
HVAC 1	Default industrial noise	Point		15.7	9.0	0.0	
HVAC 1	Default industrial noise	Point		14.9	8.2	0.0	
HVAC 1	Default industrial noise	Point		14.7	8.0	0.0	
HVAC 1	Default industrial noise	Point		15.5	8.8	0.0	
HVAC 1	Default industrial noise	Point		14.2	7.5	0.0	
HVAC 1	Default industrial noise	Point		14.0	7.3	0.0	
Trailer Stall 1: Spaces 72	Default parking lot noise	PLot		35.2	38.3	0.0	
Trailer Stall 2: Spaces 47	Default parking lot noise	PLot		10.4	13.4	0.0	
Trailer Stall 3: Spaces 22	Default parking lot noise	PLot		6.3	9.3	0.0	
Back Up Alarm 1	Default industrial noise	Point		24.4	24.9	0.0	
Back Up Alarm 1	Default industrial noise	Point		24.5	25.0	0.0	
Back Up Alarm 1	Default industrial noise	Point		24.5	25.0	0.0	
Back Up Alarm 1	Default industrial noise	Point		24.4	24.9	0.0	
Back Up Alarm 1	Default industrial noise	Point		24.4	24.9	0.0	
Back Up Alarm 1	Default industrial noise	Point		24.4	24.8	0.0	
Back Up Alarm 1	Default industrial noise	Point		24.3	24.8	0.0	
Back Up Alarm 1	Default industrial noise	Point		24.3	24.7	0.0	
Back Up Alarm 1	Default industrial noise	Point		24.2	24.7	0.0	
Back Up Alarm 1	Default industrial noise	Point		24.1	24.6	0.0	
Back Up Alarm 1	Default industrial noise	Point		24.1	24.5	0.0	
Back Up Alarm 1	Default industrial noise	Point		24.0	24.5	0.0	
Back Up Alarm 1	Default industrial noise	Point		23.9	24.4	0.0	
Back Up Alarm 1	Default industrial noise	Point		23.8	24.3	0.0	
Back Up Alarm 1	Default industrial noise	Point		23.7	24.2	0.0	
Back Up Alarm 1	Default industrial noise	Point		23.6	24.1	0.0	
Back Up Alarm 1	Default industrial noise	Point		23.6	24.0	0.0	
Back Up Alarm 1	Default industrial noise	Point		23.5	23.9	0.0	
Back Up Alarm 1	Default industrial noise	Point		23.4	23.8	0.0	
Back Up Alarm 1	Default industrial noise	Point		23.3	23.7	0.0	
Back Up Alarm 1	Default industrial noise	Point		23.3	23.8	0.0	
Back Up Alarm 1	Default industrial noise	Point		23.2	23.7	0.0	

Duke Patterson Warehouse
Contribution level - 001 - Duke Patterson Warehouse: Outdoor

9

Source	Source group	Source type	Per. lane	CNEL dB(A)	Leq dB(A)	A dB	
Back Up Alarm 1	Default industrial noise	Point		24.3	24.8	0.0	
Back Up Alarm 1	Default industrial noise	Point		24.3	24.8	0.0	
Back Up Alarm 1	Default industrial noise	Point		24.2	24.7	0.0	
Back Up Alarm 1	Default industrial noise	Point		24.2	24.7	0.0	
Back Up Alarm 1	Default industrial noise	Point		24.1	24.6	0.0	
Back Up Alarm 1	Default industrial noise	Point		24.1	24.5	0.0	
Back Up Alarm 1	Default industrial noise	Point		24.0	24.5	0.0	
Back Up Alarm 1	Default industrial noise	Point		23.9	24.4	0.0	
Back Up Alarm 1	Default industrial noise	Point		23.8	24.3	0.0	
Back Up Alarm 1	Default industrial noise	Point		23.7	24.2	0.0	
Back Up Alarm 1	Default industrial noise	Point		23.6	24.1	0.0	
Back Up Alarm 1	Default industrial noise	Point		23.6	24.0	0.0	
Back Up Alarm 1	Default industrial noise	Point		23.5	23.9	0.0	
Back Up Alarm 1	Default industrial noise	Point		23.4	23.8	0.0	
Back Up Alarm 1	Default industrial noise	Point		23.3	23.7	0.0	
Back Up Alarm 1	Default industrial noise	Point		23.1	23.6	0.0	
Back Up Alarm 1	Default industrial noise	Point		23.1	23.5	0.0	
Back Up Alarm 1	Default industrial noise	Point		22.9	23.4	0.0	
Back Up Alarm 1	Default industrial noise	Point		22.8	23.3	0.0	
Back Up Alarm 1	Default industrial noise	Point		22.7	23.2	0.0	
Back Up Alarm 1	Default industrial noise	Point		22.6	23.1	0.0	
Back Up Alarm 1	Default industrial noise	Point		22.7	23.2	0.0	
Back Up Alarm 1	Default industrial noise	Point		22.6	23.0	0.0	
Back Up Alarm 1	Default industrial noise	Point		23.1	23.6	0.0	
Back Up Alarm 1	Default industrial noise	Point		23.1	23.5	0.0	
Back Up Alarm 1	Default industrial noise	Point		23.1	23.6	0.0	
Back Up Alarm 1	Default industrial noise	Point		23.5	24.0	0.0	
Back Up Alarm 1	Default industrial noise	Point		23.7	24.2	0.0	
Receiver R3 FI G dB(A) Lr,lim dB(A) CNEL 47.4 dB(A) Leq 47.7 dB(A)							
Idling Trucks	Default industrial noise	Point		-16.5	-16.0	0.0	
Idling Trucks	Default industrial noise	Point		-16.5	-16.0	0.0	
Idling Trucks	Default industrial noise	Point		-16.5	-16.0	0.0	
Idling Trucks	Default industrial noise	Point		-16.4	-16.0	0.0	
Idling Trucks	Default industrial noise	Point		-16.4	-15.9	0.0	
Idling Trucks	Default industrial noise	Point		-16.4	-15.9	0.0	
Idling Trucks	Default industrial noise	Point		-16.3	-15.9	0.0	
Idling Trucks	Default industrial noise	Point		-16.3	-15.8	0.0	
Idling Trucks	Default industrial noise	Point		-16.3	-15.8	0.0	
Idling Trucks	Default industrial noise	Point		-16.3	-15.8	0.0	
Idling Trucks	Default industrial noise	Point		-16.2	-15.8	0.0	
Idling Trucks	Default industrial noise	Point		-16.2	-15.7	0.0	
Idling Trucks	Default industrial noise	Point		-16.2	-15.7	0.0	
Idling Trucks	Default industrial noise	Point		-16.2	-15.7	0.0	
Idling Trucks	Default industrial noise	Point		-16.2	-15.7	0.0	
Idling Trucks	Default industrial noise	Point		-16.2	-15.7	0.0	
Idling Trucks	Default industrial noise	Point		-16.1	-15.7	0.0	

Duke Patterson Warehouse
Contribution level - 001 - Duke Patterson Warehouse: Outdoor

9

Source	Source group	Source type	Per. lane	CNEL dB(A)	Leq dB(A)	A dB	
Idling Trucks	Default industrial noise	Point		-16.1	-15.6	0.0	
Idling Trucks	Default industrial noise	Point		-16.1	-15.6	0.0	
Idling Trucks	Default industrial noise	Point		-16.1	-15.6	0.0	
Idling Trucks	Default industrial noise	Point		-16.1	-15.6	0.0	
Idling Trucks	Default industrial noise	Point		-16.1	-15.6	0.0	
Idling Trucks	Default industrial noise	Point		-16.1	-15.6	0.0	
Idling Trucks	Default industrial noise	Point		-16.1	-15.6	0.0	
Idling Trucks	Default industrial noise	Point		-16.1	-15.6	0.0	
Idling Trucks	Default industrial noise	Point		-16.1	-15.6	0.0	
Idling Trucks	Default industrial noise	Point		-16.1	-15.6	0.0	
Idling Trucks	Default industrial noise	Point		-16.1	-15.6	0.0	
Idling Trucks	Default industrial noise	Point		-16.1	-15.6	0.0	
Idling Trucks	Default industrial noise	Point		-16.1	-15.6	0.0	
Idling Trucks	Default industrial noise	Point		-16.1	-15.6	0.0	
Idling Trucks	Default industrial noise	Point		-16.1	-15.6	0.0	
Idling Trucks	Default industrial noise	Point		-16.1	-15.6	0.0	
Idling Trucks	Default industrial noise	Point		-16.1	-15.6	0.0	
Idling Trucks	Default industrial noise	Point		-16.1	-15.6	0.0	
Idling Trucks	Default industrial noise	Point		-16.1	-15.6	0.0	
Idling Trucks	Default industrial noise	Point		-16.1	-15.6	0.0	
Idling Trucks	Default industrial noise	Point		-16.2	-15.7	0.0	
Idling Trucks	Default industrial noise	Point		-16.2	-15.7	0.0	
Idling Trucks	Default industrial noise	Point		-16.2	-15.7	0.0	
Idling Trucks	Default industrial noise	Point		-16.2	-15.7	0.0	
Idling Trucks	Default industrial noise	Point		-16.2	-15.8	0.0	
Idling Trucks	Default industrial noise	Point		-16.3	-15.8	0.0	
Idling Trucks	Default industrial noise	Point		-16.3	-15.8	0.0	
Idling Trucks	Default industrial noise	Point		-16.3	-15.9	0.0	
Idling Trucks	Default industrial noise	Point		-16.4	-15.9	0.0	
Idling Trucks	Default industrial noise	Point		-16.4	-15.9	0.0	
Idling Trucks	Default industrial noise	Point		-16.4	-15.9	0.0	
Idling Trucks	Default industrial noise	Point		-16.4	-16.0	0.0	
Idling Trucks	Default industrial noise	Point		-16.5	-16.0	0.0	
Idling Trucks	Default industrial noise	Point		-16.5	-16.0	0.0	
Idling Trucks	Default industrial noise	Point		12.2	12.7	0.0	
Idling Trucks	Default industrial noise	Point		12.0	12.5	0.0	
Idling Trucks	Default industrial noise	Point		12.0	12.4	0.0	
Idling Trucks	Default industrial noise	Point		12.0	12.5	0.0	
Idling Trucks	Default industrial noise	Point		12.2	12.6	0.0	
Idling Trucks	Default industrial noise	Point		12.5	12.9	0.0	
Idling Trucks	Default industrial noise	Point		12.6	13.1	0.0	
Idling Trucks	Default industrial noise	Point		12.8	13.3	0.0	
Idling Trucks	Default industrial noise	Point		13.1	13.5	0.0	
Idling Trucks	Default industrial noise	Point		13.2	13.7	0.0	
Idling Trucks	Default industrial noise	Point		13.4	13.9	0.0	
Idling Trucks	Default industrial noise	Point		13.5	14.0	0.0	
Idling Trucks	Default industrial noise	Point		13.9	14.3	0.0	

Duke Patterson Warehouse
Contribution level - 001 - Duke Patterson Warehouse: Outdoor

9

Source	Source group	Source type	Per. lane	CNEL dB(A)	Leq dB(A)	A dB	
Idling Trucks	Default industrial noise	Point		14.0	14.5	0.0	
Idling Trucks	Default industrial noise	Point		14.1	14.6	0.0	
Idling Trucks	Default industrial noise	Point		14.3	14.8	0.0	
Idling Trucks	Default industrial noise	Point		14.4	14.9	0.0	
Idling Trucks	Default industrial noise	Point		14.6	15.1	0.0	
Idling Trucks	Default industrial noise	Point		14.7	15.2	0.0	
Idling Trucks	Default industrial noise	Point		15.0	15.4	0.0	
Idling Trucks	Default industrial noise	Point		15.1	15.5	0.0	
Idling Trucks	Default industrial noise	Point		15.2	15.6	0.0	
Idling Trucks	Default industrial noise	Point		15.3	15.7	0.0	
Idling Trucks	Default industrial noise	Point		15.3	15.8	0.0	
Idling Trucks	Default industrial noise	Point		15.4	15.9	0.0	
Idling Trucks	Default industrial noise	Point		15.5	16.0	0.0	
Idling Trucks	Default industrial noise	Point		15.6	16.0	0.0	
Idling Trucks	Default industrial noise	Point		15.6	16.1	0.0	
Idling Trucks	Default industrial noise	Point		15.6	16.1	0.0	
Idling Trucks	Default industrial noise	Point		15.6	16.1	0.0	
Idling Trucks	Default industrial noise	Point		15.6	16.1	0.0	
Idling Trucks	Default industrial noise	Point		15.5	16.0	0.0	
Idling Trucks	Default industrial noise	Point		15.5	16.0	0.0	
Idling Trucks	Default industrial noise	Point		15.4	15.9	0.0	
Idling Trucks	Default industrial noise	Point		15.3	15.8	0.0	
Idling Trucks	Default industrial noise	Point		15.2	15.7	0.0	
Idling Trucks	Default industrial noise	Point		15.1	15.6	0.0	
Idling Trucks	Default industrial noise	Point		15.0	15.5	0.0	
Idling Trucks	Default industrial noise	Point		14.9	15.4	0.0	
Idling Trucks	Default industrial noise	Point		14.8	15.3	0.0	
Idling Trucks	Default industrial noise	Point		14.5	15.0	0.0	
Idling Trucks	Default industrial noise	Point		14.4	14.9	0.0	
Idling Trucks	Default industrial noise	Point		14.3	14.7	0.0	
Idling Trucks	Default industrial noise	Point		14.1	14.6	0.0	
Idling Trucks	Default industrial noise	Point		14.0	14.4	0.0	
Idling Trucks	Default industrial noise	Point		13.8	14.3	0.0	
Idling Trucks	Default industrial noise	Point		13.7	14.1	0.0	
Idling Trucks	Default industrial noise	Point		13.2	13.7	0.0	
Idling Trucks	Default industrial noise	Point		13.1	13.5	0.0	
Idling Trucks	Default industrial noise	Point		12.9	13.4	0.0	
Idling Trucks	Default industrial noise	Point		12.7	13.2	0.0	
Idling Trucks	Default industrial noise	Point		11.9	12.4	0.0	
Idling Trucks	Default industrial noise	Point		11.7	12.2	0.0	
Idling Trucks	Default industrial noise	Point		11.6	12.1	0.0	
Idling Trucks	Default industrial noise	Point		11.0	11.5	0.0	
Idling Trucks	Default industrial noise	Point		10.9	11.4	0.0	
Idling Trucks	Default industrial noise	Point		10.8	11.3	0.0	
Idling Trucks	Default industrial noise	Point		10.6	11.1	0.0	

Duke Patterson Warehouse
Contribution level - 001 - Duke Patterson Warehouse: Outdoor

9

Source	Source group	Source type	Per. lane	CNEL dB(A)	Leq dB(A)	A dB	
Idling Trucks	Default industrial noise	Point		10.5	11.0	0.0	
Idling Trucks	Default industrial noise	Point		10.4	10.9	0.0	
Idling Trucks	Default industrial noise	Point		10.3	10.8	0.0	
Idling Trucks	Default industrial noise	Point		10.4	10.8	0.0	
Idling Trucks	Default industrial noise	Point		10.3	10.8	0.0	
Back Up Alarm 1	Default industrial noise	Point		-6.0	-5.5	0.0	
Back Up Alarm 2	Default industrial noise	Point		-6.0	-5.5	0.0	
Back Up Alarm 3	Default industrial noise	Point		-6.0	-5.5	0.0	
Back Up Alarm 4	Default industrial noise	Point		-5.9	-5.4	0.0	
Back Up Alarm 5	Default industrial noise	Point		-5.9	-5.4	0.0	
Back Up Alarm 6	Default industrial noise	Point		-5.9	-5.4	0.0	
Back Up Alarm 7	Default industrial noise	Point		-5.8	-5.4	0.0	
Back Up Alarm 8	Default industrial noise	Point		-5.8	-5.3	0.0	
Back Up Alarm 9	Default industrial noise	Point		-5.8	-5.3	0.0	
Back Up Alarm 10	Default industrial noise	Point		-5.8	-5.3	0.0	
Back Up Alarm 11	Default industrial noise	Point		-5.8	-5.3	0.0	
Back Up Alarm 12	Default industrial noise	Point		-5.7	-5.3	0.0	
Back Up Alarm 13	Default industrial noise	Point		-5.7	-5.2	0.0	
Back Up Alarm 14	Default industrial noise	Point		-5.7	-5.2	0.0	
Back Up Alarm 15	Default industrial noise	Point		-5.7	-5.2	0.0	
Back Up Alarm 16	Default industrial noise	Point		-5.7	-5.2	0.0	
Back Up Alarm 17	Default industrial noise	Point		-5.6	-5.2	0.0	
Back Up Alarm 18	Default industrial noise	Point		-5.6	-5.2	0.0	
Back Up Alarm 19	Default industrial noise	Point		-5.6	-5.1	0.0	
Back Up Alarm 20	Default industrial noise	Point		-5.6	-5.1	0.0	
Back Up Alarm 21	Default industrial noise	Point		-5.6	-5.1	0.0	
Back Up Alarm 22	Default industrial noise	Point		-5.6	-5.1	0.0	
Back Up Alarm 23	Default industrial noise	Point		-5.6	-5.1	0.0	
Back Up Alarm 24	Default industrial noise	Point		-5.6	-5.1	0.0	
Back Up Alarm 25	Default industrial noise	Point		-5.6	-5.1	0.0	
Back Up Alarm 26	Default industrial noise	Point		-5.6	-5.1	0.0	
Back Up Alarm 27	Default industrial noise	Point		-5.6	-5.1	0.0	
Back Up Alarm 28	Default industrial noise	Point		-5.6	-5.1	0.0	
Back Up Alarm 29	Default industrial noise	Point		-5.6	-5.1	0.0	
Back Up Alarm 30	Default industrial noise	Point		-5.6	-5.1	0.0	
Back Up Alarm 31	Default industrial noise	Point		-5.6	-5.1	0.0	
Back Up Alarm 32	Default industrial noise	Point		-5.6	-5.1	0.0	
Back Up Alarm 33	Default industrial noise	Point		-5.6	-5.2	0.0	
Back Up Alarm 34	Default industrial noise	Point		-5.6	-5.2	0.0	
Back Up Alarm 35	Default industrial noise	Point		-5.7	-5.2	0.0	
Back Up Alarm 36	Default industrial noise	Point		-5.7	-5.2	0.0	
Back Up Alarm 37	Default industrial noise	Point		-5.7	-5.2	0.0	
Back Up Alarm 38	Default industrial noise	Point		-5.7	-5.2	0.0	
Back Up Alarm 39	Default industrial noise	Point		-5.7	-5.3	0.0	
Back Up Alarm 40	Default industrial noise	Point		-5.8	-5.3	0.0	

Duke Patterson Warehouse
Contribution level - 001 - Duke Patterson Warehouse: Outdoor

9

Source	Source group	Source type	Per. lane	CNEL dB(A)	Leq dB(A)	A dB	
Back Up Alarm 41	Default industrial noise	Point		-5.8	-5.3	0.0	
Back Up Alarm 42	Default industrial noise	Point		-5.8	-5.4	0.0	
Back Up Alarm 43	Default industrial noise	Point		-5.9	-5.4	0.0	
Back Up Alarm 44	Default industrial noise	Point		-5.9	-5.4	0.0	
Back Up Alarm 45	Default industrial noise	Point		-5.9	-5.4	0.0	
Back Up Alarm 46	Default industrial noise	Point		-5.9	-5.5	0.0	
Back Up Alarm 47	Default industrial noise	Point		-6.0	-5.5	0.0	
Back Up Alarm 48	Default industrial noise	Point		-6.0	-5.5	0.0	
Back Up Alarm 50	Default industrial noise	Point		24.0	24.4	0.0	
Back Up Alarm 51	Default industrial noise	Point		24.0	24.5	0.0	
Back Up Alarm 52	Default industrial noise	Point		23.3	23.8	0.0	
Back Up Alarm 53	Default industrial noise	Point		23.5	24.0	0.0	
Back Up Alarm 54	Default industrial noise	Point		23.6	24.1	0.0	
Back Up Alarm 55	Default industrial noise	Point		23.9	24.4	0.0	
Back Up Alarm 56	Default industrial noise	Point		24.0	24.5	0.0	
Back Up Alarm 57	Default industrial noise	Point		24.0	24.5	0.0	
Back Up Alarm 58	Default industrial noise	Point		24.1	24.6	0.0	
Back Up Alarm 59	Default industrial noise	Point		24.3	24.8	0.0	
Back Up Alarm 60	Default industrial noise	Point		24.5	25.0	0.0	
Back Up Alarm 61	Default industrial noise	Point		24.6	25.1	0.0	
Back Up Alarm 62	Default industrial noise	Point		24.9	25.4	0.0	
Back Up Alarm 63	Default industrial noise	Point		25.1	25.6	0.0	
Back Up Alarm 64	Default industrial noise	Point		25.2	25.7	0.0	
Back Up Alarm 65	Default industrial noise	Point		25.4	25.8	0.0	
Back Up Alarm 66	Default industrial noise	Point		25.5	26.0	0.0	
Back Up Alarm 67	Default industrial noise	Point		25.6	26.1	0.0	
Back Up Alarm 68	Default industrial noise	Point		25.8	26.2	0.0	
Back Up Alarm 69	Default industrial noise	Point		26.0	26.5	0.0	
Back Up Alarm 70	Default industrial noise	Point		26.1	26.6	0.0	
Back Up Alarm 71	Default industrial noise	Point		26.2	26.7	0.0	
Back Up Alarm 72	Default industrial noise	Point		26.3	26.7	0.0	
Back Up Alarm 73	Default industrial noise	Point		26.3	26.8	0.0	
Back Up Alarm 74	Default industrial noise	Point		26.4	26.9	0.0	
Back Up Alarm 75	Default industrial noise	Point		26.5	27.0	0.0	
Back Up Alarm 76	Default industrial noise	Point		26.6	27.0	0.0	
Back Up Alarm 77	Default industrial noise	Point		26.6	27.1	0.0	
Back Up Alarm 78	Default industrial noise	Point		26.6	27.1	0.0	
Back Up Alarm 79	Default industrial noise	Point		26.6	27.1	0.0	
Back Up Alarm 80	Default industrial noise	Point		26.6	27.1	0.0	
Back Up Alarm 81	Default industrial noise	Point		26.7	27.2	0.0	
Back Up Alarm 82	Default industrial noise	Point		26.7	27.2	0.0	
Back Up Alarm 83	Default industrial noise	Point		26.6	27.1	0.0	
Back Up Alarm 84	Default industrial noise	Point		26.3	26.8	0.0	
Back Up Alarm 85	Default industrial noise	Point		26.2	26.7	0.0	
Back Up Alarm 86	Default industrial noise	Point		26.2	26.6	0.0	

Duke Patterson Warehouse
Contribution level - 001 - Duke Patterson Warehouse: Outdoor

9

Source	Source group	Source type	Per. lane	CNEL dB(A)	Leq dB(A)	A dB	
Back Up Alarm 87	Default industrial noise	Point		26.0	26.5	0.0	
Back Up Alarm 88	Default industrial noise	Point		25.9	26.4	0.0	
Back Up Alarm 89	Default industrial noise	Point		25.8	26.3	0.0	
Back Up Alarm 90	Default industrial noise	Point		25.6	26.1	0.0	
Back Up Alarm 91	Default industrial noise	Point		25.5	25.9	0.0	
Back Up Alarm 92	Default industrial noise	Point		25.3	25.8	0.0	
Back Up Alarm 93	Default industrial noise	Point		25.2	25.7	0.0	
Back Up Alarm 94	Default industrial noise	Point		25.0	25.5	0.0	
Back Up Alarm 95	Default industrial noise	Point		24.9	25.4	0.0	
Back Up Alarm 96	Default industrial noise	Point		24.8	25.3	0.0	
Back Up Alarm 97	Default industrial noise	Point		24.5	25.0	0.0	
Back Up Alarm 98	Default industrial noise	Point		24.4	24.8	0.0	
Back Up Alarm 99	Default industrial noise	Point		24.2	24.7	0.0	
Back Up Alarm 100	Default industrial noise	Point		22.9	23.4	0.0	
Back Up Alarm 101	Default industrial noise	Point		22.8	23.3	0.0	
Back Up Alarm 102	Default industrial noise	Point		22.7	23.2	0.0	
Back Up Alarm 103	Default industrial noise	Point		22.6	23.0	0.0	
Back Up Alarm 104	Default industrial noise	Point		22.1	22.6	0.0	
Back Up Alarm 105	Default industrial noise	Point		21.6	22.1	0.0	
Back Up Alarm 106	Default industrial noise	Point		21.4	21.9	0.0	
Back Up Alarm 107	Default industrial noise	Point		21.3	21.8	0.0	
Back Up Alarm 108	Default industrial noise	Point		21.2	21.7	0.0	
Back Up Alarm 109	Default industrial noise	Point		21.4	21.9	0.0	
Back Up Alarm 110	Default industrial noise	Point		21.8	22.2	0.0	
Back Up Alarm 111	Default industrial noise	Point		21.5	22.0	0.0	
Back Up Alarm 112	Default industrial noise	Point		21.4	21.9	0.0	
Parking 1: Spaces 30	Default parking lot noise	PLot		11.7	14.7	0.0	
Parking 2: Spaces 20	Default parking lot noise	PLot		8.9	11.9	0.0	
Parking 3: Spaces 20	Default parking lot noise	PLot		9.3	12.4	0.0	
Parking 4: Spaces 20	Default parking lot noise	PLot		9.9	12.9	0.0	
Parking 5: Spaces 20	Default parking lot noise	PLot		10.5	13.5	0.0	
Parking 6: Spaces 14	Default parking lot noise	PLot		8.8	11.8	0.0	
Parking 7: Spaces 15	Default parking lot noise	PLot		11.8	14.8	0.0	
Parking 8: Spaces 15	Default parking lot noise	PLot		1.2	4.2	0.0	
Parking 9: Spaces 10	Default parking lot noise	PLot		-1.9	1.1	0.0	
Parking 10: Spaces 10	Default parking lot noise	PLot		-1.2	1.8	0.0	
Parking 11: Spaces 10	Default parking lot noise	PLot		-0.5	2.5	0.0	
Parking 12: Spaces 10	Default parking lot noise	PLot		0.2	3.2	0.0	
Parking 13: Spaces 8	Default parking lot noise	PLot		0.0	3.0	0.0	
Parking 14: Spaces 9	Default parking lot noise	PLot		2.2	5.3	0.0	
Parking 15: Spaces 10	Default parking lot noise	PLot		2.5	5.5	0.0	
Parking 16: Spaces 9	Default parking lot noise	PLot		2.1	5.1	0.0	
Parking 17: Spaces 10	Default parking lot noise	PLot		1.6	4.6	0.0	
Parking 18: Spaces 5	Default parking lot noise	PLot		-3.1	-0.1	0.0	
Parking 19: Spaces 6	Default parking lot noise	PLot		0.5	3.5	0.0	

Duke Patterson Warehouse
Contribution level - 001 - Duke Patterson Warehouse: Outdoor

9

Source	Source group	Source type	Per. lane	CNEL dB(A)	Leq dB(A)	A dB	
Parking 20: Spaces 12	Default parking lot noise	PLot		3.5	6.5	0.0	
Parking 21: Spaces 10	Default parking lot noise	PLot		0.1	3.1	0.0	
Parking 22: Spaces 5	Default parking lot noise	PLot		-0.3	2.7	0.0	
Parking 23: Spaces 10	Default parking lot noise	PLot		3.5	6.5	0.0	
Parking 24: Spaces 10	Default parking lot noise	PLot		4.0	7.0	0.0	
Parking 25: Spaces 14	Default parking lot noise	PLot		6.7	9.7	0.0	
Parking 26: Spaces 10	Default parking lot noise	PLot		1.4	4.4	0.0	
Parking 27: Spaces 10	Default parking lot noise	PLot		3.4	6.4	0.0	
Parking 28: Spaces 20	Default parking lot noise	PLot		8.0	11.0	0.0	
Parking 29: Spaces 9	Default parking lot noise	PLot		0.2	3.2	0.0	
Parking 30: Spaces 3	Default parking lot noise	PLot		-4.5	-1.5	0.0	
31 Parking: Spaces 10	Default parking lot noise	PLot		2.2	5.2	0.0	
HVAC 1	Default industrial noise	Point		13.7	7.0	0.0	
HVAC 1	Default industrial noise	Point		14.4	7.7	0.0	
HVAC 1	Default industrial noise	Point		14.5	7.8	0.0	
HVAC 1	Default industrial noise	Point		13.8	7.2	0.0	
HVAC 1	Default industrial noise	Point		15.1	8.4	0.0	
HVAC 1	Default industrial noise	Point		15.8	9.2	0.0	
HVAC 1	Default industrial noise	Point		16.1	9.4	0.0	
HVAC 1	Default industrial noise	Point		15.2	8.6	0.0	
HVAC 1	Default industrial noise	Point		16.7	10.1	0.0	
HVAC 1	Default industrial noise	Point		17.7	11.0	0.0	
HVAC 1	Default industrial noise	Point		18.1	11.4	0.0	
HVAC 1	Default industrial noise	Point		17.0	10.4	0.0	
HVAC 1	Default industrial noise	Point		18.7	12.0	0.0	
HVAC 1	Default industrial noise	Point		19.2	12.5	0.0	
HVAC 1	Default industrial noise	Point		13.9	7.3	0.0	
HVAC 1	Default industrial noise	Point		14.6	8.0	0.0	
HVAC 1	Default industrial noise	Point		14.7	8.1	0.0	
HVAC 1	Default industrial noise	Point		14.0	7.4	0.0	
HVAC 1	Default industrial noise	Point		15.4	8.7	0.0	
HVAC 1	Default industrial noise	Point		16.3	9.6	0.0	
HVAC 1	Default industrial noise	Point		16.5	9.8	0.0	
HVAC 1	Default industrial noise	Point		15.5	8.9	0.0	
HVAC 1	Default industrial noise	Point		17.3	10.6	0.0	
HVAC 1	Default industrial noise	Point		18.4	11.7	0.0	
HVAC 1	Default industrial noise	Point		18.7	12.0	0.0	
HVAC 1	Default industrial noise	Point		17.5	10.8	0.0	
HVAC 1	Default industrial noise	Point		19.7	13.0	0.0	
HVAC 1	Default industrial noise	Point		20.1	13.4	0.0	
HVAC 1	Default industrial noise	Point		14.1	7.4	0.0	
HVAC 1	Default industrial noise	Point		14.8	8.1	0.0	
HVAC 1	Default industrial noise	Point		14.9	8.2	0.0	
HVAC 1	Default industrial noise	Point		14.1	7.5	0.0	
HVAC 1	Default industrial noise	Point		15.6	9.0	0.0	

Duke Patterson Warehouse
Contribution level - 001 - Duke Patterson Warehouse: Outdoor

9

Source	Source group	Source type	Per. lane	CNEL dB(A)	Leq dB(A)	A dB	
HVAC 1	Default industrial noise	Point		16.6	9.9	0.0	
HVAC 1	Default industrial noise	Point		16.7	10.0	0.0	
HVAC 1	Default industrial noise	Point		15.7	9.0	0.0	
HVAC 1	Default industrial noise	Point		17.7	11.0	0.0	
HVAC 1	Default industrial noise	Point		19.0	12.3	0.0	
HVAC 1	Default industrial noise	Point		19.1	12.5	0.0	
HVAC 1	Default industrial noise	Point		17.8	11.1	0.0	
HVAC 1	Default industrial noise	Point		20.5	13.8	0.0	
HVAC 1	Default industrial noise	Point		20.8	14.1	0.0	
HVAC 1	Default industrial noise	Point		14.2	7.5	0.0	
HVAC 1	Default industrial noise	Point		14.9	8.2	0.0	
HVAC 1	Default industrial noise	Point		14.9	8.2	0.0	
HVAC 1	Default industrial noise	Point		14.2	7.5	0.0	
HVAC 1	Default industrial noise	Point		15.8	9.1	0.0	
HVAC 1	Default industrial noise	Point		16.8	10.1	0.0	
HVAC 1	Default industrial noise	Point		16.8	10.1	0.0	
HVAC 1	Default industrial noise	Point		15.8	9.1	0.0	
HVAC 1	Default industrial noise	Point		17.9	11.2	0.0	
HVAC 1	Default industrial noise	Point		19.3	12.6	0.0	
HVAC 1	Default industrial noise	Point		19.3	12.7	0.0	
HVAC 1	Default industrial noise	Point		17.9	11.3	0.0	
HVAC 1	Default industrial noise	Point		21.0	14.3	0.0	
HVAC 1	Default industrial noise	Point		21.1	14.4	0.0	
HVAC 1	Default industrial noise	Point		14.2	7.5	0.0	
HVAC 1	Default industrial noise	Point		14.9	8.2	0.0	
HVAC 1	Default industrial noise	Point		14.9	8.2	0.0	
HVAC 1	Default industrial noise	Point		14.2	7.5	0.0	
HVAC 1	Default industrial noise	Point		15.8	9.1	0.0	
HVAC 1	Default industrial noise	Point		16.8	10.1	0.0	
HVAC 1	Default industrial noise	Point		16.7	10.1	0.0	
HVAC 1	Default industrial noise	Point		15.8	9.1	0.0	
HVAC 1	Default industrial noise	Point		17.9	11.3	0.0	
HVAC 1	Default industrial noise	Point		19.3	12.7	0.0	
HVAC 1	Default industrial noise	Point		19.3	12.6	0.0	
HVAC 1	Default industrial noise	Point		17.9	11.2	0.0	
HVAC 1	Default industrial noise	Point		21.1	14.4	0.0	
HVAC 1	Default industrial noise	Point		20.9	14.3	0.0	
HVAC 1	Default industrial noise	Point		14.1	7.5	0.0	
HVAC 1	Default industrial noise	Point		14.8	8.2	0.0	
HVAC 1	Default industrial noise	Point		14.8	8.1	0.0	
HVAC 1	Default industrial noise	Point		14.1	7.4	0.0	
HVAC 1	Default industrial noise	Point		15.7	9.0	0.0	
HVAC 1	Default industrial noise	Point		16.7	10.0	0.0	
HVAC 1	Default industrial noise	Point		16.6	9.9	0.0	
HVAC 1	Default industrial noise	Point		15.6	8.9	0.0	

Duke Patterson Warehouse
Contribution level - 001 - Duke Patterson Warehouse: Outdoor

9

Source	Source group	Source type	Per. lane	CNEL dB(A)	Leq dB(A)	A dB	
HVAC 1	Default industrial noise	Point		17.8	11.1	0.0	
HVAC 1	Default industrial noise	Point		19.1	12.4	0.0	
HVAC 1	Default industrial noise	Point		18.9	12.2	0.0	
HVAC 1	Default industrial noise	Point		17.6	11.0	0.0	
HVAC 1	Default industrial noise	Point		20.7	14.0	0.0	
HVAC 1	Default industrial noise	Point		20.4	13.7	0.0	
HVAC 1	Default industrial noise	Point		14.0	7.3	0.0	
HVAC 1	Default industrial noise	Point		14.7	8.0	0.0	
HVAC 1	Default industrial noise	Point		14.6	7.9	0.0	
HVAC 1	Default industrial noise	Point		13.9	7.2	0.0	
HVAC 1	Default industrial noise	Point		15.5	8.8	0.0	
HVAC 1	Default industrial noise	Point		16.4	9.7	0.0	
HVAC 1	Default industrial noise	Point		16.2	9.6	0.0	
HVAC 1	Default industrial noise	Point		15.3	8.7	0.0	
HVAC 1	Default industrial noise	Point		17.5	10.8	0.0	
HVAC 1	Default industrial noise	Point		18.6	12.0	0.0	
HVAC 1	Default industrial noise	Point		18.3	11.7	0.0	
HVAC 1	Default industrial noise	Point		17.2	10.6	0.0	
HVAC 1	Default industrial noise	Point		20.0	13.3	0.0	
HVAC 1	Default industrial noise	Point		19.6	12.9	0.0	
HVAC 1	Default industrial noise	Point		13.8	7.1	0.0	
HVAC 1	Default industrial noise	Point		14.5	7.8	0.0	
HVAC 1	Default industrial noise	Point		14.3	7.6	0.0	
HVAC 1	Default industrial noise	Point		13.6	7.0	0.0	
HVAC 1	Default industrial noise	Point		15.2	8.5	0.0	
HVAC 1	Default industrial noise	Point		16.0	9.4	0.0	
HVAC 1	Default industrial noise	Point		15.8	9.1	0.0	
HVAC 1	Default industrial noise	Point		15.0	8.3	0.0	
HVAC 1	Default industrial noise	Point		17.0	10.3	0.0	
HVAC 1	Default industrial noise	Point		18.0	11.3	0.0	
HVAC 1	Default industrial noise	Point		17.6	11.0	0.0	
HVAC 1	Default industrial noise	Point		16.7	10.0	0.0	
HVAC 1	Default industrial noise	Point		19.1	12.4	0.0	
HVAC 1	Default industrial noise	Point		18.6	11.9	0.0	
Trailer Stall 1: Spaces 72	Default parking lot noise	PLot		13.4	16.4	0.0	
Trailer Stall 2: Spaces 47	Default parking lot noise	PLot		35.6	38.6	0.0	
Trailer Stall 3: Spaces 22	Default parking lot noise	PLot		26.5	29.5	0.0	
Back Up Alarm 1	Default industrial noise	Point		-1.6	-1.2	0.0	
Back Up Alarm 1	Default industrial noise	Point		-1.6	-1.2	0.0	
Back Up Alarm 1	Default industrial noise	Point		-1.6	-1.2	0.0	
Back Up Alarm 1	Default industrial noise	Point		-1.6	-1.1	0.0	
Back Up Alarm 1	Default industrial noise	Point		-1.6	-1.1	0.0	
Back Up Alarm 1	Default industrial noise	Point		-1.6	-1.1	0.0	
Back Up Alarm 1	Default industrial noise	Point		-1.6	-1.1	0.0	
Back Up Alarm 1	Default industrial noise	Point		-1.6	-1.1	0.0	

Duke Patterson Warehouse

Contribution level - 001 - Duke Patterson Warehouse: Outdoor

9

Source	Source group	Source type	Fr. lane	CNEL dB(A)	Leq dB(A)	A dB	
Back Up Alarm 1	Default industrial noise	Point		-1.6	-1.1	0.0	
Back Up Alarm 1	Default industrial noise	Point		-1.6	-1.1	0.0	
Back Up Alarm 1	Default industrial noise	Point		-1.6	-1.1	0.0	
Back Up Alarm 1	Default industrial noise	Point		-1.6	-1.1	0.0	
Back Up Alarm 1	Default industrial noise	Point		-1.6	-1.1	0.0	
Back Up Alarm 1	Default industrial noise	Point		-1.6	-1.1	0.0	
Back Up Alarm 1	Default industrial noise	Point		-1.6	-1.1	0.0	
Back Up Alarm 1	Default industrial noise	Point		-1.6	-1.1	0.0	
Back Up Alarm 1	Default industrial noise	Point		-1.6	-1.1	0.0	
Back Up Alarm 1	Default industrial noise	Point		-1.6	-1.1	0.0	
Back Up Alarm 1	Default industrial noise	Point		-1.6	-1.1	0.0	
Back Up Alarm 1	Default industrial noise	Point		-1.6	-1.1	0.0	
Back Up Alarm 1	Default industrial noise	Point		-1.6	-1.1	0.0	
Back Up Alarm 1	Default industrial noise	Point		-1.6	-1.1	0.0	
Back Up Alarm 1	Default industrial noise	Point		-1.6	-1.1	0.0	
Back Up Alarm 1	Default industrial noise	Point		-1.6	-1.1	0.0	
Back Up Alarm 1	Default industrial noise	Point		-1.6	-1.1	0.0	
Back Up Alarm 1	Default industrial noise	Point		-1.6	-1.1	0.0	
Back Up Alarm 1	Default industrial noise	Point		-1.6	-1.1	0.0	
Back Up Alarm 1	Default industrial noise	Point		-1.6	-1.1	0.0	
Back Up Alarm 1	Default industrial noise	Point		-1.6	-1.1	0.0	
Back Up Alarm 1	Default industrial noise	Point		-1.6	-1.1	0.0	
Back Up Alarm 1	Default industrial noise	Point		-1.6	-1.1	0.0	
Back Up Alarm 1	Default industrial noise	Point		-0.7	-0.2	0.0	
Back Up Alarm 1	Default industrial noise	Point		-0.7	-0.2	0.0	
Back Up Alarm 1	Default industrial noise	Point		-0.7	-0.2	0.0	
Back Up Alarm 1	Default industrial noise	Point		-0.7	-0.2	0.0	
Back Up Alarm 1	Default industrial noise	Point		-0.7	-0.2	0.0	
Back Up Alarm 1	Default industrial noise	Point		-0.7	-0.2	0.0	
Back Up Alarm 1	Default industrial noise	Point		-0.7	-0.2	0.0	
Back Up Alarm 1	Default industrial noise	Point		-0.7	-0.2	0.0	
Back Up Alarm 1	Default industrial noise	Point		-0.7	-0.2	0.0	
Back Up Alarm 1	Default industrial noise	Point		23.9	24.4	0.0	
Back Up Alarm 1	Default industrial noise	Point		24.0	24.5	0.0	
Back Up Alarm 1	Default industrial noise	Point		23.7	24.2	0.0	
Back Up Alarm 1	Default industrial noise	Point		23.9	24.4	0.0	
Back Up Alarm 1	Default industrial noise	Point		24.0	24.5	0.0	
Back Up Alarm 1	Default industrial noise	Point		24.2	24.7	0.0	
Back Up Alarm 1	Default industrial noise	Point		24.3	24.8	0.0	
Back Up Alarm 1	Default industrial noise	Point		24.5	25.0	0.0	
Back Up Alarm 1	Default industrial noise	Point		24.7	25.1	0.0	
Back Up Alarm 1	Default industrial noise	Point		24.8	25.3	0.0	
Back Up Alarm 1	Default industrial noise	Point		25.0	25.5	0.0	
Back Up Alarm 1	Default industrial noise	Point		25.1	25.6	0.0	
Back Up Alarm 1	Default industrial noise	Point		25.3	25.7	0.0	

Duke Patterson Warehouse
Contribution level - 001 - Duke Patterson Warehouse: Outdoor

9

Source	Source group	Source type	Per. lane	CNEL dB(A)	Leq dB(A)	A dB	
Back Up Alarm 1	Default industrial noise	Point		25.4	25.9	0.0	
Back Up Alarm 1	Default industrial noise	Point		25.6	26.0	0.0	
Back Up Alarm 1	Default industrial noise	Point		25.7	26.2	0.0	
Back Up Alarm 1	Default industrial noise	Point		25.9	26.3	0.0	
Back Up Alarm 1	Default industrial noise	Point		26.0	26.5	0.0	
Back Up Alarm 1	Default industrial noise	Point		26.2	26.7	0.0	
Back Up Alarm 1	Default industrial noise	Point		26.3	26.8	0.0	
Back Up Alarm 1	Default industrial noise	Point		26.5	27.0	0.0	
Back Up Alarm 1	Default industrial noise	Point		26.6	27.1	0.0	
Back Up Alarm 1	Default industrial noise	Point		26.8	27.2	0.0	
Back Up Alarm 1	Default industrial noise	Point		26.9	27.4	0.0	
Back Up Alarm 1	Default industrial noise	Point		27.0	27.5	0.0	
Back Up Alarm 1	Default industrial noise	Point		27.1	27.6	0.0	
Back Up Alarm 1	Default industrial noise	Point		27.2	27.7	0.0	
Back Up Alarm 1	Default industrial noise	Point		27.2	27.7	0.0	
Back Up Alarm 1	Default industrial noise	Point		27.3	27.8	0.0	
Back Up Alarm 1	Default industrial noise	Point		27.3	27.8	0.0	
Back Up Alarm 1	Default industrial noise	Point		27.3	27.8	0.0	
Back Up Alarm 1	Default industrial noise	Point		27.3	27.8	0.0	
Back Up Alarm 1	Default industrial noise	Point		27.3	27.8	0.0	
Back Up Alarm 1	Default industrial noise	Point		27.2	27.7	0.0	
Back Up Alarm 1	Default industrial noise	Point		27.1	27.6	0.0	
Back Up Alarm 1	Default industrial noise	Point		27.0	27.5	0.0	
Back Up Alarm 1	Default industrial noise	Point		26.9	27.4	0.0	
Back Up Alarm 1	Default industrial noise	Point		26.8	27.3	0.0	
Back Up Alarm 1	Default industrial noise	Point		26.7	27.1	0.0	
Back Up Alarm 1	Default industrial noise	Point		26.5	27.0	0.0	
Back Up Alarm 1	Default industrial noise	Point		26.6	27.1	0.0	
Back Up Alarm 1	Default industrial noise	Point		26.5	27.0	0.0	
Back Up Alarm 1	Default industrial noise	Point		26.8	27.3	0.0	
Back Up Alarm 1	Default industrial noise	Point		26.8	27.3	0.0	
Back Up Alarm 1	Default industrial noise	Point		26.7	27.1	0.0	
Back Up Alarm 1	Default industrial noise	Point		27.3	27.8	0.0	
Back Up Alarm 1	Default industrial noise	Point		27.4	27.9	0.0	
Back Up Alarm 1	Default industrial noise	Point		19.2	19.7	0.0	
Back Up Alarm 1	Default industrial noise	Point		20.5	21.0	0.0	
Back Up Alarm 1	Default industrial noise	Point		21.1	21.6	0.0	
Back Up Alarm 1	Default industrial noise	Point		21.8	22.2	0.0	
Back Up Alarm 1	Default industrial noise	Point		22.0	22.5	0.0	
Back Up Alarm 1	Default industrial noise	Point		22.2	22.7	0.0	
Back Up Alarm 1	Default industrial noise	Point		22.6	23.1	0.0	
Back Up Alarm 1	Default industrial noise	Point		22.2	22.7	0.0	
Back Up Alarm 1	Default industrial noise	Point		22.2	22.7	0.0	
Back Up Alarm 1	Default industrial noise	Point		22.2	22.6	0.0	
Back Up Alarm 1	Default industrial noise	Point		22.2	22.7	0.0	

Duke Patterson Warehouse
Contribution level - 001 - Duke Patterson Warehouse: Outdoor

9

Source	Source group	Source type	Per. lane	CNEL dB(A)	Leq dB(A)	A dB	
Idling Trucks	Default industrial noise	Point		-18.3	-17.8	0.0	
Idling Trucks	Default industrial noise	Point		6.5	7.0	0.0	
Idling Trucks	Default industrial noise	Point		6.3	6.8	0.0	
Idling Trucks	Default industrial noise	Point		6.2	6.7	0.0	
Idling Trucks	Default industrial noise	Point		6.2	6.7	0.0	
Idling Trucks	Default industrial noise	Point		6.2	6.7	0.0	
Idling Trucks	Default industrial noise	Point		6.4	6.9	0.0	
Idling Trucks	Default industrial noise	Point		6.6	7.0	0.0	
Idling Trucks	Default industrial noise	Point		6.7	7.1	0.0	
Idling Trucks	Default industrial noise	Point		6.8	7.2	0.0	
Idling Trucks	Default industrial noise	Point		6.9	7.4	0.0	
Idling Trucks	Default industrial noise	Point		7.0	7.5	0.0	
Idling Trucks	Default industrial noise	Point		7.1	7.6	0.0	
Idling Trucks	Default industrial noise	Point		7.3	7.8	0.0	
Idling Trucks	Default industrial noise	Point		7.4	7.9	0.0	
Idling Trucks	Default industrial noise	Point		7.6	8.1	0.0	
Idling Trucks	Default industrial noise	Point		7.7	8.2	0.0	
Idling Trucks	Default industrial noise	Point		7.8	8.3	0.0	
Idling Trucks	Default industrial noise	Point		7.9	8.4	0.0	
Idling Trucks	Default industrial noise	Point		8.1	8.5	0.0	
Idling Trucks	Default industrial noise	Point		8.3	8.7	0.0	
Idling Trucks	Default industrial noise	Point		8.4	8.8	0.0	
Idling Trucks	Default industrial noise	Point		8.5	8.9	0.0	
Idling Trucks	Default industrial noise	Point		8.6	9.0	0.0	
Idling Trucks	Default industrial noise	Point		8.7	9.1	0.0	
Idling Trucks	Default industrial noise	Point		8.8	9.2	0.0	
Idling Trucks	Default industrial noise	Point		8.8	9.3	0.0	
Idling Trucks	Default industrial noise	Point		9.0	9.5	0.0	
Idling Trucks	Default industrial noise	Point		9.1	9.6	0.0	
Idling Trucks	Default industrial noise	Point		9.2	9.7	0.0	
Idling Trucks	Default industrial noise	Point		9.3	9.8	0.0	
Idling Trucks	Default industrial noise	Point		9.4	9.9	0.0	
Idling Trucks	Default industrial noise	Point		9.5	9.9	0.0	
Idling Trucks	Default industrial noise	Point		9.5	10.0	0.0	
Idling Trucks	Default industrial noise	Point		9.7	10.2	0.0	
Idling Trucks	Default industrial noise	Point		9.8	10.3	0.0	
Idling Trucks	Default industrial noise	Point		9.9	10.4	0.0	
Idling Trucks	Default industrial noise	Point		9.9	10.4	0.0	
Idling Trucks	Default industrial noise	Point		10.0	10.5	0.0	
Idling Trucks	Default industrial noise	Point		10.0	10.5	0.0	
Idling Trucks	Default industrial noise	Point		10.0	10.5	0.0	
Idling Trucks	Default industrial noise	Point		9.9	10.4	0.0	
Idling Trucks	Default industrial noise	Point		9.9	10.4	0.0	
Idling Trucks	Default industrial noise	Point		10.0	10.5	0.0	
Idling Trucks	Default industrial noise	Point		10.1	10.6	0.0	

Duke Patterson Warehouse
Contribution level - 001 - Duke Patterson Warehouse: Outdoor

9

Source	Source group	Source type	Per. lane	CNEL dB(A)	Leq dB(A)	A dB	
Idling Trucks	Default industrial noise	Point		10.1	10.6	0.0	
Idling Trucks	Default industrial noise	Point		10.1	10.6	0.0	
Idling Trucks	Default industrial noise	Point		10.1	10.6	0.0	
Idling Trucks	Default industrial noise	Point		10.1	10.6	0.0	
Idling Trucks	Default industrial noise	Point		10.1	10.6	0.0	
Idling Trucks	Default industrial noise	Point		9.7	10.2	0.0	
Idling Trucks	Default industrial noise	Point		10.4	10.8	0.0	
Idling Trucks	Default industrial noise	Point		10.4	10.8	0.0	
Idling Trucks	Default industrial noise	Point		10.4	10.9	0.0	
Idling Trucks	Default industrial noise	Point		10.4	10.9	0.0	
Idling Trucks	Default industrial noise	Point		10.3	10.8	0.0	
Idling Trucks	Default industrial noise	Point		10.3	10.8	0.0	
Idling Trucks	Default industrial noise	Point		10.3	10.7	0.0	
Idling Trucks	Default industrial noise	Point		10.2	10.7	0.0	
Idling Trucks	Default industrial noise	Point		10.2	10.7	0.0	
Idling Trucks	Default industrial noise	Point		10.1	10.6	0.0	
Idling Trucks	Default industrial noise	Point		10.1	10.6	0.0	
Idling Trucks	Default industrial noise	Point		10.0	10.5	0.0	
Idling Trucks	Default industrial noise	Point		10.0	10.4	0.0	
Back Up Alarm 1	Default industrial noise	Point		-8.4	-8.0	0.0	
Back Up Alarm 2	Default industrial noise	Point		-8.4	-7.9	0.0	
Back Up Alarm 3	Default industrial noise	Point		-8.4	-7.9	0.0	
Back Up Alarm 4	Default industrial noise	Point		-8.4	-7.9	0.0	
Back Up Alarm 5	Default industrial noise	Point		-8.4	-7.9	0.0	
Back Up Alarm 6	Default industrial noise	Point		-8.3	-7.8	0.0	
Back Up Alarm 7	Default industrial noise	Point		-8.3	-7.8	0.0	
Back Up Alarm 8	Default industrial noise	Point		-8.3	-7.8	0.0	
Back Up Alarm 9	Default industrial noise	Point		-8.2	-7.8	0.0	
Back Up Alarm 10	Default industrial noise	Point		-8.2	-7.7	0.0	
Back Up Alarm 11	Default industrial noise	Point		-8.2	-7.7	0.0	
Back Up Alarm 12	Default industrial noise	Point		-8.2	-7.7	0.0	
Back Up Alarm 13	Default industrial noise	Point		-8.2	-7.7	0.0	
Back Up Alarm 14	Default industrial noise	Point		-8.1	-7.7	0.0	
Back Up Alarm 15	Default industrial noise	Point		-8.1	-7.6	0.0	
Back Up Alarm 16	Default industrial noise	Point		-8.1	-7.6	0.0	
Back Up Alarm 17	Default industrial noise	Point		-8.1	-7.6	0.0	
Back Up Alarm 18	Default industrial noise	Point		-8.1	-7.6	0.0	
Back Up Alarm 19	Default industrial noise	Point		-8.0	-7.6	0.0	
Back Up Alarm 20	Default industrial noise	Point		-8.0	-7.5	0.0	
Back Up Alarm 21	Default industrial noise	Point		-8.0	-7.5	0.0	
Back Up Alarm 22	Default industrial noise	Point		-8.0	-7.5	0.0	
Back Up Alarm 23	Default industrial noise	Point		-8.0	-7.5	0.0	
Back Up Alarm 24	Default industrial noise	Point		-8.0	-7.5	0.0	
Back Up Alarm 25	Default industrial noise	Point		-7.9	-7.5	0.0	
Back Up Alarm 26	Default industrial noise	Point		-7.9	-7.4	0.0	

Duke Patterson Warehouse
Contribution level - 001 - Duke Patterson Warehouse: Outdoor

9

Source	Source group	Source type	Per. lane	CNEL dB(A)	Leq dB(A)	A dB	
Back Up Alarm 27	Default industrial noise	Point		-7.9	-7.4	0.0	
Back Up Alarm 28	Default industrial noise	Point		-7.9	-7.4	0.0	
Back Up Alarm 29	Default industrial noise	Point		-7.9	-7.4	0.0	
Back Up Alarm 30	Default industrial noise	Point		-7.9	-7.4	0.0	
Back Up Alarm 31	Default industrial noise	Point		-7.9	-7.4	0.0	
Back Up Alarm 32	Default industrial noise	Point		-7.8	-7.4	0.0	
Back Up Alarm 33	Default industrial noise	Point		-7.8	-7.4	0.0	
Back Up Alarm 34	Default industrial noise	Point		-7.8	-7.3	0.0	
Back Up Alarm 35	Default industrial noise	Point		-7.8	-7.3	0.0	
Back Up Alarm 36	Default industrial noise	Point		-7.8	-7.3	0.0	
Back Up Alarm 37	Default industrial noise	Point		-7.8	-7.3	0.0	
Back Up Alarm 38	Default industrial noise	Point		-7.8	-7.3	0.0	
Back Up Alarm 39	Default industrial noise	Point		-7.8	-7.3	0.0	
Back Up Alarm 40	Default industrial noise	Point		-7.8	-7.3	0.0	
Back Up Alarm 41	Default industrial noise	Point		-7.8	-7.3	0.0	
Back Up Alarm 42	Default industrial noise	Point		-7.8	-7.3	0.0	
Back Up Alarm 43	Default industrial noise	Point		-7.8	-7.3	0.0	
Back Up Alarm 44	Default industrial noise	Point		-7.8	-7.3	0.0	
Back Up Alarm 45	Default industrial noise	Point		-7.8	-7.3	0.0	
Back Up Alarm 46	Default industrial noise	Point		-7.8	-7.3	0.0	
Back Up Alarm 47	Default industrial noise	Point		-7.8	-7.3	0.0	
Back Up Alarm 48	Default industrial noise	Point		-7.8	-7.3	0.0	
Back Up Alarm 50	Default industrial noise	Point		17.8	18.3	0.0	
Back Up Alarm 51	Default industrial noise	Point		17.9	18.4	0.0	
Back Up Alarm 52	Default industrial noise	Point		17.0	17.5	0.0	
Back Up Alarm 53	Default industrial noise	Point		17.1	17.6	0.0	
Back Up Alarm 54	Default industrial noise	Point		17.1	17.6	0.0	
Back Up Alarm 55	Default industrial noise	Point		17.2	17.7	0.0	
Back Up Alarm 56	Default industrial noise	Point		17.4	17.8	0.0	
Back Up Alarm 57	Default industrial noise	Point		17.5	18.0	0.0	
Back Up Alarm 58	Default industrial noise	Point		17.6	18.1	0.0	
Back Up Alarm 59	Default industrial noise	Point		17.7	18.2	0.0	
Back Up Alarm 60	Default industrial noise	Point		17.8	18.3	0.0	
Back Up Alarm 61	Default industrial noise	Point		17.9	18.4	0.0	
Back Up Alarm 62	Default industrial noise	Point		18.2	18.7	0.0	
Back Up Alarm 63	Default industrial noise	Point		18.3	18.8	0.0	
Back Up Alarm 64	Default industrial noise	Point		18.4	18.9	0.0	
Back Up Alarm 65	Default industrial noise	Point		18.5	19.0	0.0	
Back Up Alarm 66	Default industrial noise	Point		18.6	19.1	0.0	
Back Up Alarm 67	Default industrial noise	Point		18.8	19.2	0.0	
Back Up Alarm 68	Default industrial noise	Point		18.9	19.4	0.0	
Back Up Alarm 69	Default industrial noise	Point		19.1	19.6	0.0	
Back Up Alarm 70	Default industrial noise	Point		19.2	19.7	0.0	
Back Up Alarm 71	Default industrial noise	Point		19.3	19.8	0.0	
Back Up Alarm 72	Default industrial noise	Point		19.4	19.9	0.0	

Duke Patterson Warehouse
Contribution level - 001 - Duke Patterson Warehouse: Outdoor

9

Source	Source group	Source type	Per. lane	CNEL dB(A)	Leq dB(A)	A dB	
Back Up Alarm 73	Default industrial noise	Point		19.5	20.0	0.0	
Back Up Alarm 74	Default industrial noise	Point		19.6	20.1	0.0	
Back Up Alarm 75	Default industrial noise	Point		19.7	20.2	0.0	
Back Up Alarm 76	Default industrial noise	Point		19.9	20.4	0.0	
Back Up Alarm 77	Default industrial noise	Point		20.0	20.5	0.0	
Back Up Alarm 78	Default industrial noise	Point		20.1	20.6	0.0	
Back Up Alarm 79	Default industrial noise	Point		20.2	20.7	0.0	
Back Up Alarm 80	Default industrial noise	Point		20.3	20.8	0.0	
Back Up Alarm 81	Default industrial noise	Point		20.4	20.8	0.0	
Back Up Alarm 82	Default industrial noise	Point		20.4	20.9	0.0	
Back Up Alarm 83	Default industrial noise	Point		20.6	21.1	0.0	
Back Up Alarm 84	Default industrial noise	Point		20.7	21.2	0.0	
Back Up Alarm 85	Default industrial noise	Point		20.8	21.2	0.0	
Back Up Alarm 86	Default industrial noise	Point		20.8	21.3	0.0	
Back Up Alarm 87	Default industrial noise	Point		20.9	21.4	0.0	
Back Up Alarm 88	Default industrial noise	Point		21.0	21.4	0.0	
Back Up Alarm 89	Default industrial noise	Point		20.9	21.4	0.0	
Back Up Alarm 90	Default industrial noise	Point		20.6	21.1	0.0	
Back Up Alarm 91	Default industrial noise	Point		20.8	21.2	0.0	
Back Up Alarm 92	Default industrial noise	Point		20.8	21.3	0.0	
Back Up Alarm 93	Default industrial noise	Point		20.9	21.4	0.0	
Back Up Alarm 94	Default industrial noise	Point		21.1	21.6	0.0	
Back Up Alarm 95	Default industrial noise	Point		21.1	21.6	0.0	
Back Up Alarm 96	Default industrial noise	Point		20.9	21.4	0.0	
Back Up Alarm 97	Default industrial noise	Point		20.9	21.4	0.0	
Back Up Alarm 98	Default industrial noise	Point		20.9	21.4	0.0	
Back Up Alarm 99	Default industrial noise	Point		20.2	20.7	0.0	
Back Up Alarm 100	Default industrial noise	Point		21.3	21.8	0.0	
Back Up Alarm 101	Default industrial noise	Point		21.3	21.8	0.0	
Back Up Alarm 102	Default industrial noise	Point		21.3	21.8	0.0	
Back Up Alarm 103	Default industrial noise	Point		21.3	21.8	0.0	
Back Up Alarm 104	Default industrial noise	Point		21.3	21.7	0.0	
Back Up Alarm 105	Default industrial noise	Point		21.2	21.7	0.0	
Back Up Alarm 106	Default industrial noise	Point		21.2	21.7	0.0	
Back Up Alarm 107	Default industrial noise	Point		21.2	21.6	0.0	
Back Up Alarm 108	Default industrial noise	Point		21.1	21.6	0.0	
Back Up Alarm 109	Default industrial noise	Point		21.1	21.6	0.0	
Back Up Alarm 110	Default industrial noise	Point		21.0	21.5	0.0	
Back Up Alarm 111	Default industrial noise	Point		20.9	21.4	0.0	
Back Up Alarm 112	Default industrial noise	Point		21.1	21.6	0.0	
Parking 1: Spaces 30	Default parking lot noise	PLot		10.2	13.2	0.0	
Parking 2: Spaces 20	Default parking lot noise	PLot		6.9	10.0	0.0	
Parking 3: Spaces 20	Default parking lot noise	PLot		7.2	10.2	0.0	
Parking 4: Spaces 20	Default parking lot noise	PLot		7.4	10.4	0.0	
Parking 5: Spaces 20	Default parking lot noise	PLot		7.8	10.8	0.0	

Duke Patterson Warehouse
Contribution level - 001 - Duke Patterson Warehouse: Outdoor

9

Source	Source group	Source type	Per. lane	CNEL dB(A)	Leq dB(A)	A dB	
Parking 6: Spaces 14	Default parking lot noise	PLot		5.8	8.8	0.0	
Parking 7: Spaces 15	Default parking lot noise	PLot		9.6	12.6	0.0	
Parking 8: Spaces 15	Default parking lot noise	PLot		-1.5	1.5	0.0	
Parking 9: Spaces 10	Default parking lot noise	PLot		-4.9	-1.9	0.0	
Parking 10: Spaces 10	Default parking lot noise	PLot		-4.5	-1.5	0.0	
Parking 11: Spaces 10	Default parking lot noise	PLot		-4.0	-1.0	0.0	
Parking 12: Spaces 10	Default parking lot noise	PLot		-3.6	-0.6	0.0	
Parking 13: Spaces 8	Default parking lot noise	PLot		-4.0	-1.0	0.0	
Parking 14: Spaces 9	Default parking lot noise	PLot		-1.7	1.3	0.0	
Parking 15: Spaces 10	Default parking lot noise	PLot		1.6	4.6	0.0	
Parking 16: Spaces 9	Default parking lot noise	PLot		1.9	4.9	0.0	
Parking 17: Spaces 10	Default parking lot noise	PLot		1.0	4.0	0.0	
Parking 18: Spaces 5	Default parking lot noise	PLot		-4.1	-1.1	0.0	
Parking 19: Spaces 6	Default parking lot noise	PLot		1.3	4.3	0.0	
Parking 20: Spaces 12	Default parking lot noise	PLot		3.5	6.5	0.0	
Parking 21: Spaces 10	Default parking lot noise	PLot		-0.3	2.7	0.0	
Parking 22: Spaces 5	Default parking lot noise	PLot		-1.7	1.3	0.0	
Parking 23: Spaces 10	Default parking lot noise	PLot		3.4	6.4	0.0	
Parking 24: Spaces 10	Default parking lot noise	PLot		3.9	6.9	0.0	
Parking 25: Spaces 14	Default parking lot noise	PLot		6.2	9.2	0.0	
Parking 26: Spaces 10	Default parking lot noise	PLot		0.4	3.4	0.0	
Parking 27: Spaces 10	Default parking lot noise	PLot		3.0	6.0	0.0	
Parking 28: Spaces 20	Default parking lot noise	PLot		7.5	10.5	0.0	
Parking 29: Spaces 9	Default parking lot noise	PLot		-0.4	2.6	0.0	
Parking 30: Spaces 3	Default parking lot noise	PLot		-5.0	-2.0	0.0	
31 Parking: Spaces 10	Default parking lot noise	PLot		3.6	6.6	0.0	
HVAC 1	Default industrial noise	Point		12.9	6.2	0.0	
HVAC 1	Default industrial noise	Point		13.6	6.9	0.0	
HVAC 1	Default industrial noise	Point		13.6	7.0	0.0	
HVAC 1	Default industrial noise	Point		12.9	6.3	0.0	
HVAC 1	Default industrial noise	Point		14.3	7.6	0.0	
HVAC 1	Default industrial noise	Point		15.1	8.4	0.0	
HVAC 1	Default industrial noise	Point		15.2	8.5	0.0	
HVAC 1	Default industrial noise	Point		14.4	7.7	0.0	
HVAC 1	Default industrial noise	Point		15.9	9.3	0.0	
HVAC 1	Default industrial noise	Point		16.9	10.2	0.0	
HVAC 1	Default industrial noise	Point		17.0	10.3	0.0	
HVAC 1	Default industrial noise	Point		16.0	9.4	0.0	
HVAC 1	Default industrial noise	Point		17.8	11.1	0.0	
HVAC 1	Default industrial noise	Point		17.9	11.3	0.0	
HVAC 1	Default industrial noise	Point		12.9	6.3	0.0	
HVAC 1	Default industrial noise	Point		13.7	7.0	0.0	
HVAC 1	Default industrial noise	Point		13.6	7.0	0.0	
HVAC 1	Default industrial noise	Point		12.9	6.3	0.0	
HVAC 1	Default industrial noise	Point		14.4	7.7	0.0	

Duke Patterson Warehouse
Contribution level - 001 - Duke Patterson Warehouse: Outdoor

9

Source	Source group	Source type	Per. lane	CNEL dB(A)	Leq dB(A)	A dB	
HVAC 1	Default industrial noise	Point		15.2	8.5	0.0	
HVAC 1	Default industrial noise	Point		15.2	8.5	0.0	
HVAC 1	Default industrial noise	Point		14.4	7.7	0.0	
HVAC 1	Default industrial noise	Point		16.1	9.4	0.0	
HVAC 1	Default industrial noise	Point		17.0	10.4	0.0	
HVAC 1	Default industrial noise	Point		17.0	10.3	0.0	
HVAC 1	Default industrial noise	Point		16.0	9.4	0.0	
HVAC 1	Default industrial noise	Point		18.0	11.3	0.0	
HVAC 1	Default industrial noise	Point		18.0	11.3	0.0	
HVAC 1	Default industrial noise	Point		12.9	6.2	0.0	
HVAC 1	Default industrial noise	Point		13.6	6.9	0.0	
HVAC 1	Default industrial noise	Point		13.5	6.9	0.0	
HVAC 1	Default industrial noise	Point		12.8	6.2	0.0	
HVAC 1	Default industrial noise	Point		14.4	7.7	0.0	
HVAC 1	Default industrial noise	Point		15.2	8.5	0.0	
HVAC 1	Default industrial noise	Point		15.1	8.4	0.0	
HVAC 1	Default industrial noise	Point		14.3	7.6	0.0	
HVAC 1	Default industrial noise	Point		16.0	9.3	0.0	
HVAC 1	Default industrial noise	Point		16.9	10.3	0.0	
HVAC 1	Default industrial noise	Point		16.8	10.1	0.0	
HVAC 1	Default industrial noise	Point		15.9	9.2	0.0	
HVAC 1	Default industrial noise	Point		17.9	11.2	0.0	
HVAC 1	Default industrial noise	Point		17.7	11.1	0.0	
HVAC 1	Default industrial noise	Point		12.8	6.1	0.0	
HVAC 1	Default industrial noise	Point		13.5	6.8	0.0	
HVAC 1	Default industrial noise	Point		13.3	6.7	0.0	
HVAC 1	Default industrial noise	Point		12.7	6.0	0.0	
HVAC 1	Default industrial noise	Point		14.2	7.5	0.0	
HVAC 1	Default industrial noise	Point		15.0	8.3	0.0	
HVAC 1	Default industrial noise	Point		14.8	8.1	0.0	
HVAC 1	Default industrial noise	Point		14.1	7.4	0.0	
HVAC 1	Default industrial noise	Point		15.8	9.1	0.0	
HVAC 1	Default industrial noise	Point		16.7	10.0	0.0	
HVAC 1	Default industrial noise	Point		16.4	9.8	0.0	
HVAC 1	Default industrial noise	Point		15.6	8.9	0.0	
HVAC 1	Default industrial noise	Point		17.6	10.9	0.0	
HVAC 1	Default industrial noise	Point		17.3	10.6	0.0	
HVAC 1	Default industrial noise	Point		12.5	5.9	0.0	
HVAC 1	Default industrial noise	Point		13.2	6.5	0.0	
HVAC 1	Default industrial noise	Point		13.0	6.4	0.0	
HVAC 1	Default industrial noise	Point		12.4	5.7	0.0	
HVAC 1	Default industrial noise	Point		13.9	7.2	0.0	
HVAC 1	Default industrial noise	Point		14.6	8.0	0.0	
HVAC 1	Default industrial noise	Point		14.4	7.8	0.0	
HVAC 1	Default industrial noise	Point		13.7	7.0	0.0	

Duke Patterson Warehouse
Contribution level - 001 - Duke Patterson Warehouse: Outdoor

9

Source	Source group	Source type	Per. lane	CNEL dB(A)	Leq dB(A)	A dB	
HVAC 1	Default industrial noise	Point		15.4	8.7	0.0	
HVAC 1	Default industrial noise	Point		16.2	9.5	0.0	
HVAC 1	Default industrial noise	Point		15.9	9.2	0.0	
HVAC 1	Default industrial noise	Point		15.2	8.5	0.0	
HVAC 1	Default industrial noise	Point		17.0	10.3	0.0	
HVAC 1	Default industrial noise	Point		16.7	10.0	0.0	
HVAC 1	Default industrial noise	Point		12.2	5.5	0.0	
HVAC 1	Default industrial noise	Point		12.8	6.2	0.0	
HVAC 1	Default industrial noise	Point		12.6	6.0	0.0	
HVAC 1	Default industrial noise	Point		12.0	5.4	0.0	
HVAC 1	Default industrial noise	Point		13.5	6.8	0.0	
HVAC 1	Default industrial noise	Point		14.2	7.5	0.0	
HVAC 1	Default industrial noise	Point		13.9	7.3	0.0	
HVAC 1	Default industrial noise	Point		13.3	6.6	0.0	
HVAC 1	Default industrial noise	Point		14.9	8.2	0.0	
HVAC 1	Default industrial noise	Point		15.6	8.9	0.0	
HVAC 1	Default industrial noise	Point		15.3	8.6	0.0	
HVAC 1	Default industrial noise	Point		14.6	7.9	0.0	
HVAC 1	Default industrial noise	Point		16.3	9.6	0.0	
HVAC 1	Default industrial noise	Point		15.9	9.3	0.0	
HVAC 1	Default industrial noise	Point		11.8	5.2	0.0	
HVAC 1	Default industrial noise	Point		12.4	5.8	0.0	
HVAC 1	Default industrial noise	Point		12.2	5.5	0.0	
HVAC 1	Default industrial noise	Point		11.6	5.0	0.0	
HVAC 1	Default industrial noise	Point		13.0	6.4	0.0	
HVAC 1	Default industrial noise	Point		13.7	7.0	0.0	
HVAC 1	Default industrial noise	Point		13.4	6.7	0.0	
HVAC 1	Default industrial noise	Point		12.8	6.1	0.0	
HVAC 1	Default industrial noise	Point		14.3	7.6	0.0	
HVAC 1	Default industrial noise	Point		14.9	8.3	0.0	
HVAC 1	Default industrial noise	Point		14.6	7.9	0.0	
HVAC 1	Default industrial noise	Point		14.0	7.3	0.0	
HVAC 1	Default industrial noise	Point		15.6	8.9	0.0	
HVAC 1	Default industrial noise	Point		15.2	8.5	0.0	
HVAC 1	Default industrial noise	Point		11.4	4.7	0.0	
HVAC 1	Default industrial noise	Point		11.9	5.3	0.0	
HVAC 1	Default industrial noise	Point		11.7	5.0	0.0	
HVAC 1	Default industrial noise	Point		11.1	4.5	0.0	
HVAC 1	Default industrial noise	Point		12.5	5.8	0.0	
HVAC 1	Default industrial noise	Point		13.1	6.4	0.0	
HVAC 1	Default industrial noise	Point		12.7	6.1	0.0	
HVAC 1	Default industrial noise	Point		12.2	5.5	0.0	
HVAC 1	Default industrial noise	Point		13.6	7.0	0.0	
HVAC 1	Default industrial noise	Point		14.2	7.5	0.0	
HVAC 1	Default industrial noise	Point		13.8	7.1	0.0	

Duke Patterson Warehouse

Contribution level - 001 - Duke Patterson Warehouse: Outdoor

9

Source	Source group	Source type	Per. lane	CNEL dB(A)	Leq dB(A)	A dB	
HVAC 1	Default industrial noise	Point		13.3	6.6	0.0	
HVAC 1	Default industrial noise	Point		14.8	8.1	0.0	
HVAC 1	Default industrial noise	Point		14.3	7.7	0.0	
Trailer Stall 1: Spaces 72	Default parking lot noise	PLot		13.7	16.8	0.0	
Trailer Stall 2: Spaces 47	Default parking lot noise	PLot		28.4	31.4	0.0	
Trailer Stall 3: Spaces 22	Default parking lot noise	PLot		25.6	28.6	0.0	
Back Up Alarm 1	Default industrial noise	Point		-2.0	-1.5	0.0	
Back Up Alarm 1	Default industrial noise	Point		-2.0	-1.5	0.0	
Back Up Alarm 1	Default industrial noise	Point		-2.0	-1.5	0.0	
Back Up Alarm 1	Default industrial noise	Point		-2.0	-1.5	0.0	
Back Up Alarm 1	Default industrial noise	Point		-2.0	-1.5	0.0	
Back Up Alarm 1	Default industrial noise	Point		-2.0	-1.5	0.0	
Back Up Alarm 1	Default industrial noise	Point		-2.0	-1.5	0.0	
Back Up Alarm 1	Default industrial noise	Point		-2.0	-1.5	0.0	
Back Up Alarm 1	Default industrial noise	Point		-2.0	-1.5	0.0	
Back Up Alarm 1	Default industrial noise	Point		-2.0	-1.5	0.0	
Back Up Alarm 1	Default industrial noise	Point		-2.0	-1.5	0.0	
Back Up Alarm 1	Default industrial noise	Point		-2.0	-1.5	0.0	
Back Up Alarm 1	Default industrial noise	Point		-2.0	-1.5	0.0	
Back Up Alarm 1	Default industrial noise	Point		-2.0	-1.5	0.0	
Back Up Alarm 1	Default industrial noise	Point		-2.0	-1.5	0.0	
Back Up Alarm 1	Default industrial noise	Point		-2.0	-1.5	0.0	
Back Up Alarm 1	Default industrial noise	Point		-2.0	-1.5	0.0	
Back Up Alarm 1	Default industrial noise	Point		-2.0	-1.5	0.0	
Back Up Alarm 1	Default industrial noise	Point		-2.0	-1.5	0.0	
Back Up Alarm 1	Default industrial noise	Point		-2.0	-1.5	0.0	
Back Up Alarm 1	Default industrial noise	Point		-2.0	-1.5	0.0	
Back Up Alarm 1	Default industrial noise	Point		-2.0	-1.5	0.0	
Back Up Alarm 1	Default industrial noise	Point		-2.0	-1.5	0.0	
Back Up Alarm 1	Default industrial noise	Point		-2.0	-1.5	0.0	
Back Up Alarm 1	Default industrial noise	Point		-2.0	-1.5	0.0	
Back Up Alarm 1	Default industrial noise	Point		-2.0	-1.5	0.0	
Back Up Alarm 1	Default industrial noise	Point		-2.0	-1.5	0.0	
Back Up Alarm 1	Default industrial noise	Point		-2.0	-1.5	0.0	
Back Up Alarm 1	Default industrial noise	Point		-2.0	-1.5	0.0	
Back Up Alarm 1	Default industrial noise	Point		-2.0	-1.5	0.0	
Back Up Alarm 1	Default industrial noise	Point		-2.0	-1.5	0.0	
Back Up Alarm 1	Default industrial noise	Point		-2.0	-1.5	0.0	
Back Up Alarm 1	Default industrial noise	Point		-2.0	-1.5	0.0	
Back Up Alarm 1	Default industrial noise	Point		-1.0	-0.5	0.0	
Back Up Alarm 1	Default industrial noise	Point		-1.0	-0.5	0.0	
Back Up Alarm 1	Default industrial noise	Point		-1.0	-0.5	0.0	
Back Up Alarm 1	Default industrial noise	Point		-1.0	-0.5	0.0	
Back Up Alarm 1	Default industrial noise	Point		-1.0	-0.5	0.0	
Back Up Alarm 1	Default industrial noise	Point		-1.0	-0.5	0.0	
Back Up Alarm 1	Default industrial noise	Point		-1.0	-0.5	0.0	
Back Up Alarm 1	Default industrial noise	Point		-1.0	-0.5	0.0	
Back Up Alarm 1	Default industrial noise	Point		-1.0	-0.5	0.0	
Back Up Alarm 1	Default industrial noise	Point		-1.0	-0.5	0.0	
Back Up Alarm 1	Default industrial noise	Point		-1.0	-0.5	0.0	

Duke Patterson Warehouse
Contribution level - 001 - Duke Patterson Warehouse: Outdoor

9

Source	Source group	Source type	Per. lane	CNEL dB(A)	Leq dB(A)	A dB	
Back Up Alarm 1	Default industrial noise	Point		-1.0	-0.5	0.0	
Back Up Alarm 1	Default industrial noise	Point		17.2	17.7	0.0	
Back Up Alarm 1	Default industrial noise	Point		17.2	17.7	0.0	
Back Up Alarm 1	Default industrial noise	Point		16.8	17.3	0.0	
Back Up Alarm 1	Default industrial noise	Point		16.9	17.4	0.0	
Back Up Alarm 1	Default industrial noise	Point		17.0	17.5	0.0	
Back Up Alarm 1	Default industrial noise	Point		17.1	17.6	0.0	
Back Up Alarm 1	Default industrial noise	Point		17.2	17.7	0.0	
Back Up Alarm 1	Default industrial noise	Point		17.3	17.8	0.0	
Back Up Alarm 1	Default industrial noise	Point		17.4	17.8	0.0	
Back Up Alarm 1	Default industrial noise	Point		17.4	17.9	0.0	
Back Up Alarm 1	Default industrial noise	Point		17.5	18.0	0.0	
Back Up Alarm 1	Default industrial noise	Point		17.6	18.1	0.0	
Back Up Alarm 1	Default industrial noise	Point		17.7	18.2	0.0	
Back Up Alarm 1	Default industrial noise	Point		17.8	18.3	0.0	
Back Up Alarm 1	Default industrial noise	Point		18.4	18.8	0.0	
Back Up Alarm 1	Default industrial noise	Point		18.5	18.9	0.0	
Back Up Alarm 1	Default industrial noise	Point		18.5	19.0	0.0	
Back Up Alarm 1	Default industrial noise	Point		18.6	19.1	0.0	
Back Up Alarm 1	Default industrial noise	Point		18.7	19.2	0.0	
Back Up Alarm 1	Default industrial noise	Point		18.8	19.2	0.0	
Back Up Alarm 1	Default industrial noise	Point		18.9	19.3	0.0	
Back Up Alarm 1	Default industrial noise	Point		18.9	19.4	0.0	
Back Up Alarm 1	Default industrial noise	Point		19.0	19.5	0.0	
Back Up Alarm 1	Default industrial noise	Point		19.1	19.6	0.0	
Back Up Alarm 1	Default industrial noise	Point		19.1	19.6	0.0	
Back Up Alarm 1	Default industrial noise	Point		19.2	19.7	0.0	
Back Up Alarm 1	Default industrial noise	Point		19.3	19.8	0.0	
Back Up Alarm 1	Default industrial noise	Point		19.4	19.8	0.0	
Back Up Alarm 1	Default industrial noise	Point		19.4	19.9	0.0	
Back Up Alarm 1	Default industrial noise	Point		19.5	20.0	0.0	
Back Up Alarm 1	Default industrial noise	Point		19.6	20.1	0.0	
Back Up Alarm 1	Default industrial noise	Point		19.6	20.1	0.0	
Back Up Alarm 1	Default industrial noise	Point		19.7	20.2	0.0	
Back Up Alarm 1	Default industrial noise	Point		19.8	20.2	0.0	
Back Up Alarm 1	Default industrial noise	Point		19.8	20.3	0.0	
Back Up Alarm 1	Default industrial noise	Point		19.9	20.4	0.0	
Back Up Alarm 1	Default industrial noise	Point		19.9	20.4	0.0	
Back Up Alarm 1	Default industrial noise	Point		20.0	20.5	0.0	
Back Up Alarm 1	Default industrial noise	Point		20.1	20.5	0.0	
Back Up Alarm 1	Default industrial noise	Point		20.1	20.6	0.0	
Back Up Alarm 1	Default industrial noise	Point		20.2	20.6	0.0	
Back Up Alarm 1	Default industrial noise	Point		20.2	20.7	0.0	
Back Up Alarm 1	Default industrial noise	Point		20.3	20.8	0.0	
Back Up Alarm 1	Default industrial noise	Point		20.3	20.8	0.0	

Duke Patterson Warehouse
Contribution level - 001 - Duke Patterson Warehouse: Outdoor

9

Source	Source group	Source type	Per. lane	CNEL dB(A)	Leq dB(A)	A dB	
Back Up Alarm 1	Default industrial noise	Point		20.3	20.8	0.0	
Back Up Alarm 1	Default industrial noise	Point		20.5	21.0	0.0	
Back Up Alarm 1	Default industrial noise	Point		19.3	19.8	0.0	
Back Up Alarm 1	Default industrial noise	Point		20.6	21.1	0.0	
Back Up Alarm 1	Default industrial noise	Point		20.6	21.1	0.0	
Back Up Alarm 1	Default industrial noise	Point		20.6	21.1	0.0	
Back Up Alarm 1	Default industrial noise	Point		20.7	21.1	0.0	
Back Up Alarm 1	Default industrial noise	Point		20.6	21.1	0.0	
Back Up Alarm 1	Default industrial noise	Point		20.6	21.1	0.0	
Back Up Alarm 1	Default industrial noise	Point		20.6	21.1	0.0	
Back Up Alarm 1	Default industrial noise	Point		20.6	21.0	0.0	
Back Up Alarm 1	Default industrial noise	Point		20.5	21.0	0.0	
Back Up Alarm 1	Default industrial noise	Point		20.5	21.0	0.0	
Back Up Alarm 1	Default industrial noise	Point		20.5	20.9	0.0	
Back Up Alarm 1	Default industrial noise	Point		20.4	20.9	0.0	
Back Up Alarm 1	Default industrial noise	Point		20.4	20.9	0.0	
Back Up Alarm 1	Default industrial noise	Point		20.4	20.8	0.0	
Back Up Alarm 1	Default industrial noise	Point		20.3	20.8	0.0	
Back Up Alarm 1	Default industrial noise	Point		20.3	20.8	0.0	
Back Up Alarm 1	Default industrial noise	Point		20.2	20.7	0.0	
Back Up Alarm 1	Default industrial noise	Point		20.2	20.7	0.0	
Back Up Alarm 1	Default industrial noise	Point		20.1	20.6	0.0	
Back Up Alarm 1	Default industrial noise	Point		20.9	21.4	0.0	
Back Up Alarm 1	Default industrial noise	Point		20.9	21.4	0.0	
Back Up Alarm 1	Default industrial noise	Point		21.6	22.0	0.0	
Back Up Alarm 1	Default industrial noise	Point		1.5	2.0	0.0	
Back Up Alarm 1	Default industrial noise	Point		0.9	1.3	0.0	
Back Up Alarm 1	Default industrial noise	Point		0.8	1.3	0.0	
Back Up Alarm 1	Default industrial noise	Point		0.8	1.3	0.0	
Back Up Alarm 1	Default industrial noise	Point		0.8	1.3	0.0	
Back Up Alarm 1	Default industrial noise	Point		0.8	1.3	0.0	
Back Up Alarm 1	Default industrial noise	Point		0.8	1.3	0.0	
Back Up Alarm 1	Default industrial noise	Point		0.8	1.3	0.0	
Back Up Alarm 1	Default industrial noise	Point		0.8	1.3	0.0	
Back Up Alarm 1	Default industrial noise	Point		0.8	1.3	0.0	
Back Up Alarm 1	Default industrial noise	Point		0.8	1.3	0.0	
Back Up Alarm 1	Default industrial noise	Point		0.8	1.3	0.0	
Back Up Alarm 1	Default industrial noise	Point		0.8	1.3	0.0	
Back Up Alarm 1	Default industrial noise	Point		0.8	1.3	0.0	
Back Up Alarm 1	Default industrial noise	Point		0.8	1.3	0.0	
Back Up Alarm 1	Default industrial noise	Point		0.8	1.3	0.0	
Back Up Alarm 1	Default industrial noise	Point		0.8	1.2	0.0	
Back Up Alarm 1	Default industrial noise	Point		0.8	1.2	0.0	
Back Up Alarm 1	Default industrial noise	Point		0.8	1.2	0.0	
Back Up Alarm 1	Default industrial noise	Point		0.8	1.2	0.0	
Back Up Alarm 1	Default industrial noise	Point		0.7	1.2	0.0	

Duke Patterson Warehouse
Contribution level - 001 - Duke Patterson Warehouse: Outdoor

9

Source	Source group	Source type	Fr. lane	CNEL dB(A)	Leq dB(A)	A dB	
Back Up Alarm 1	Default industrial noise	Point		0.7	1.2	0.0	
Back Up Alarm 1	Default industrial noise	Point		0.7	1.2	0.0	
Back Up Alarm 1	Default industrial noise	Point		0.7	1.2	0.0	
Back Up Alarm 1	Default industrial noise	Point		0.7	1.2	0.0	
Back Up Alarm 1	Default industrial noise	Point		0.7	1.2	0.0	
Back Up Alarm 1	Default industrial noise	Point		0.7	1.2	0.0	
Back Up Alarm 1	Default industrial noise	Point		0.7	1.2	0.0	
Back Up Alarm 1	Default industrial noise	Point		0.7	1.2	0.0	
Back Up Alarm 1	Default industrial noise	Point		0.7	1.2	0.0	
Back Up Alarm 1	Default industrial noise	Point		0.7	1.2	0.0	
Back Up Alarm 1	Default industrial noise	Point		0.7	1.2	0.0	
Back Up Alarm 1	Default industrial noise	Point		-0.3	0.2	0.0	

--	--

		46
--	--	----

Duke Patterson Warehouse
Contribution level - 001 - Duke Patterson Warehouse - LMax:

9

Source	Source group	Source type	Per. lane	Lmax dB(A)	A dB	
Receiver R1	FIG	Lmax,lim	dB(A)	Lmax	51.0	dB(A)
Idling Trucks	Default industrial noise	Point		33.2	0.0	
Idling Trucks	Default industrial noise	Point		33.2	0.0	
Idling Trucks	Default industrial noise	Point		33.2	0.0	
Idling Trucks	Default industrial noise	Point		33.3	0.0	
Idling Trucks	Default industrial noise	Point		33.2	0.0	
Idling Trucks	Default industrial noise	Point		33.3	0.0	
Idling Trucks	Default industrial noise	Point		32.7	0.0	
Idling Trucks	Default industrial noise	Point		32.2	0.0	
Idling Trucks	Default industrial noise	Point		32.4	0.0	
Idling Trucks	Default industrial noise	Point		32.5	0.0	
Idling Trucks	Default industrial noise	Point		32.7	0.0	
Idling Trucks	Default industrial noise	Point		32.8	0.0	
Idling Trucks	Default industrial noise	Point		33.0	0.0	
Idling Trucks	Default industrial noise	Point		33.2	0.0	
Idling Trucks	Default industrial noise	Point		33.3	0.0	
Idling Trucks	Default industrial noise	Point		33.5	0.0	
Idling Trucks	Default industrial noise	Point		33.7	0.0	
Idling Trucks	Default industrial noise	Point		33.8	0.0	
Idling Trucks	Default industrial noise	Point		34.0	0.0	
Idling Trucks	Default industrial noise	Point		34.0	0.0	
Idling Trucks	Default industrial noise	Point		34.2	0.0	
Idling Trucks	Default industrial noise	Point		34.3	0.0	
Idling Trucks	Default industrial noise	Point		34.4	0.0	
Idling Trucks	Default industrial noise	Point		34.6	0.0	
Idling Trucks	Default industrial noise	Point		34.6	0.0	
Idling Trucks	Default industrial noise	Point		34.7	0.0	
Idling Trucks	Default industrial noise	Point		34.9	0.0	
Idling Trucks	Default industrial noise	Point		35.0	0.0	
Idling Trucks	Default industrial noise	Point		35.0	0.0	
Idling Trucks	Default industrial noise	Point		35.1	0.0	
Idling Trucks	Default industrial noise	Point		35.2	0.0	
Idling Trucks	Default industrial noise	Point		35.3	0.0	
Idling Trucks	Default industrial noise	Point		35.3	0.0	
Idling Trucks	Default industrial noise	Point		35.2	0.0	
Idling Trucks	Default industrial noise	Point		35.2	0.0	
Idling Trucks	Default industrial noise	Point		35.0	0.0	
Idling Trucks	Default industrial noise	Point		35.0	0.0	
Idling Trucks	Default industrial noise	Point		35.0	0.0	
Idling Trucks	Default industrial noise	Point		35.1	0.0	
Idling Trucks	Default industrial noise	Point		35.0	0.0	
Idling Trucks	Default industrial noise	Point		35.0	0.0	
Idling Trucks	Default industrial noise	Point		34.9	0.0	
Idling Trucks	Default industrial noise	Point		34.9	0.0	
Idling Trucks	Default industrial noise	Point		34.8	0.0	

		1
--	--	---

Duke Patterson Warehouse
Contribution level - 001 - Duke Patterson Warehouse - LMax:

9

Source	Source group	Source type	Per. lane	Lmax dB(A)	A dB
Idling Trucks	Default industrial noise	Point		34.8	0.0
Idling Trucks	Default industrial noise	Point		34.7	0.0
Idling Trucks	Default industrial noise	Point		34.7	0.0
Idling Trucks	Default industrial noise	Point		34.6	0.0
Idling Trucks	Default industrial noise	Point		4.1	0.0
Idling Trucks	Default industrial noise	Point		4.2	0.0
Idling Trucks	Default industrial noise	Point		4.2	0.0
Idling Trucks	Default industrial noise	Point		4.2	0.0
Idling Trucks	Default industrial noise	Point		4.3	0.0
Idling Trucks	Default industrial noise	Point		4.3	0.0
Idling Trucks	Default industrial noise	Point		4.4	0.0
Idling Trucks	Default industrial noise	Point		4.4	0.0
Idling Trucks	Default industrial noise	Point		4.4	0.0
Idling Trucks	Default industrial noise	Point		4.5	0.0
Idling Trucks	Default industrial noise	Point		4.5	0.0
Idling Trucks	Default industrial noise	Point		4.5	0.0
Idling Trucks	Default industrial noise	Point		4.6	0.0
Idling Trucks	Default industrial noise	Point		4.6	0.0
Idling Trucks	Default industrial noise	Point		4.7	0.0
Idling Trucks	Default industrial noise	Point		4.7	0.0
Idling Trucks	Default industrial noise	Point		4.7	0.0
Idling Trucks	Default industrial noise	Point		4.8	0.0
Idling Trucks	Default industrial noise	Point		4.8	0.0
Idling Trucks	Default industrial noise	Point		4.8	0.0
Idling Trucks	Default industrial noise	Point		4.9	0.0
Idling Trucks	Default industrial noise	Point		4.9	0.0
Idling Trucks	Default industrial noise	Point		4.9	0.0
Idling Trucks	Default industrial noise	Point		4.9	0.0
Idling Trucks	Default industrial noise	Point		5.0	0.0
Idling Trucks	Default industrial noise	Point		5.0	0.0
Idling Trucks	Default industrial noise	Point		5.0	0.0
Idling Trucks	Default industrial noise	Point		5.0	0.0
Idling Trucks	Default industrial noise	Point		5.1	0.0
Idling Trucks	Default industrial noise	Point		5.1	0.0
Idling Trucks	Default industrial noise	Point		5.1	0.0
Idling Trucks	Default industrial noise	Point		5.1	0.0
Idling Trucks	Default industrial noise	Point		5.1	0.0
Idling Trucks	Default industrial noise	Point		5.1	0.0
Idling Trucks	Default industrial noise	Point		5.1	0.0
Idling Trucks	Default industrial noise	Point		5.1	0.0
Idling Trucks	Default industrial noise	Point		5.2	0.0
Idling Trucks	Default industrial noise	Point		5.2	0.0
Idling Trucks	Default industrial noise	Point		5.2	0.0
Idling Trucks	Default industrial noise	Point		5.2	0.0
Idling Trucks	Default industrial noise	Point		5.2	0.0
Idling Trucks	Default industrial noise	Point		5.2	0.0

		2
--	--	---

Duke Patterson Warehouse
Contribution level - 001 - Duke Patterson Warehouse - LMax:

9

Source	Source group	Source type	Per. lane	Lmax dB(A)	A dB
Idling Trucks	Default industrial noise	Point		5.2	0.0
Idling Trucks	Default industrial noise	Point		5.2	0.0
Idling Trucks	Default industrial noise	Point		5.2	0.0
Idling Trucks	Default industrial noise	Point		5.2	0.0
Idling Trucks	Default industrial noise	Point		5.2	0.0
Idling Trucks	Default industrial noise	Point		5.2	0.0
Idling Trucks	Default industrial noise	Point		5.2	0.0
Idling Trucks	Default industrial noise	Point		5.2	0.0
Idling Trucks	Default industrial noise	Point		5.2	0.0
Idling Trucks	Default industrial noise	Point		5.2	0.0
Idling Trucks	Default industrial noise	Point		5.2	0.0
Idling Trucks	Default industrial noise	Point		5.2	0.0
Idling Trucks	Default industrial noise	Point		5.1	0.0
Idling Trucks	Default industrial noise	Point		5.1	0.0
Idling Trucks	Default industrial noise	Point		5.1	0.0
Idling Trucks	Default industrial noise	Point		5.1	0.0
Idling Trucks	Default industrial noise	Point		5.1	0.0
Idling Trucks	Default industrial noise	Point		5.1	0.0
Idling Trucks	Default industrial noise	Point		5.1	0.0
Idling Trucks	Default industrial noise	Point		5.1	0.0
Idling Trucks	Default industrial noise	Point		5.1	0.0
Idling Trucks	Default industrial noise	Point		5.1	0.0
Idling Trucks	Default industrial noise	Point		5.0	0.0
Idling Trucks	Default industrial noise	Point		5.0	0.0
Back Up Alarm 1	Default industrial noise	Point		43.1	0.0
Back Up Alarm 2	Default industrial noise	Point		43.1	0.0
Back Up Alarm 3	Default industrial noise	Point		43.1	0.0
Back Up Alarm 4	Default industrial noise	Point		43.2	0.0
Back Up Alarm 5	Default industrial noise	Point		42.4	0.0
Back Up Alarm 6	Default industrial noise	Point		42.5	0.0
Back Up Alarm 7	Default industrial noise	Point		42.0	0.0
Back Up Alarm 8	Default industrial noise	Point		42.2	0.0
Back Up Alarm 9	Default industrial noise	Point		42.4	0.0
Back Up Alarm 10	Default industrial noise	Point		42.5	0.0
Back Up Alarm 11	Default industrial noise	Point		42.7	0.0
Back Up Alarm 12	Default industrial noise	Point		42.8	0.0
Back Up Alarm 13	Default industrial noise	Point		43.0	0.0
Back Up Alarm 14	Default industrial noise	Point		43.2	0.0
Back Up Alarm 15	Default industrial noise	Point		43.4	0.0
Back Up Alarm 16	Default industrial noise	Point		43.5	0.0
Back Up Alarm 17	Default industrial noise	Point		43.6	0.0
Back Up Alarm 18	Default industrial noise	Point		43.8	0.0
Back Up Alarm 19	Default industrial noise	Point		43.9	0.0
Back Up Alarm 20	Default industrial noise	Point		44.0	0.0
Back Up Alarm 21	Default industrial noise	Point		44.2	0.0
Back Up Alarm 22	Default industrial noise	Point		44.3	0.0
Back Up Alarm 23	Default industrial noise	Point		44.3	0.0

Duke Patterson Warehouse
Contribution level - 001 - Duke Patterson Warehouse - LMax:

9

Source	Source group	Source type	Per. lane	Lmax dB(A)	A dB	
Back Up Alarm 24	Default industrial noise	Point		44.5	0.0	
Back Up Alarm 25	Default industrial noise	Point		44.5	0.0	
Back Up Alarm 26	Default industrial noise	Point		44.6	0.0	
Back Up Alarm 27	Default industrial noise	Point		44.7	0.0	
Back Up Alarm 28	Default industrial noise	Point		44.9	0.0	
Back Up Alarm 29	Default industrial noise	Point		44.9	0.0	
Back Up Alarm 30	Default industrial noise	Point		45.0	0.0	
Back Up Alarm 31	Default industrial noise	Point		45.0	0.0	
Back Up Alarm 32	Default industrial noise	Point		45.1	0.0	
Back Up Alarm 33	Default industrial noise	Point		45.1	0.0	
Back Up Alarm 34	Default industrial noise	Point		45.1	0.0	
Back Up Alarm 35	Default industrial noise	Point		45.4	0.0	
Back Up Alarm 36	Default industrial noise	Point		45.1	0.0	
Back Up Alarm 37	Default industrial noise	Point		44.8	0.0	
Back Up Alarm 38	Default industrial noise	Point		44.8	0.0	
Back Up Alarm 39	Default industrial noise	Point		44.8	0.0	
Back Up Alarm 40	Default industrial noise	Point		44.8	0.0	
Back Up Alarm 41	Default industrial noise	Point		44.8	0.0	
Back Up Alarm 42	Default industrial noise	Point		44.8	0.0	
Back Up Alarm 43	Default industrial noise	Point		44.7	0.0	
Back Up Alarm 44	Default industrial noise	Point		44.7	0.0	
Back Up Alarm 45	Default industrial noise	Point		44.7	0.0	
Back Up Alarm 46	Default industrial noise	Point		44.6	0.0	
Back Up Alarm 47	Default industrial noise	Point		44.6	0.0	
Back Up Alarm 48	Default industrial noise	Point		44.4	0.0	
Back Up Alarm 50	Default industrial noise	Point		13.7	0.0	
Back Up Alarm 51	Default industrial noise	Point		13.7	0.0	
Back Up Alarm 52	Default industrial noise	Point		13.7	0.0	
Back Up Alarm 53	Default industrial noise	Point		13.7	0.0	
Back Up Alarm 54	Default industrial noise	Point		13.8	0.0	
Back Up Alarm 55	Default industrial noise	Point		13.8	0.0	
Back Up Alarm 56	Default industrial noise	Point		13.9	0.0	
Back Up Alarm 57	Default industrial noise	Point		13.9	0.0	
Back Up Alarm 58	Default industrial noise	Point		13.9	0.0	
Back Up Alarm 59	Default industrial noise	Point		14.0	0.0	
Back Up Alarm 60	Default industrial noise	Point		14.0	0.0	
Back Up Alarm 61	Default industrial noise	Point		14.0	0.0	
Back Up Alarm 62	Default industrial noise	Point		14.1	0.0	
Back Up Alarm 63	Default industrial noise	Point		14.1	0.0	
Back Up Alarm 64	Default industrial noise	Point		14.1	0.0	
Back Up Alarm 65	Default industrial noise	Point		14.1	0.0	
Back Up Alarm 66	Default industrial noise	Point		14.2	0.0	
Back Up Alarm 67	Default industrial noise	Point		14.2	0.0	
Back Up Alarm 68	Default industrial noise	Point		14.2	0.0	
Back Up Alarm 69	Default industrial noise	Point		14.2	0.0	

Duke Patterson Warehouse
Contribution level - 001 - Duke Patterson Warehouse - LMax:

9

Source	Source group	Source type	Per. lane	Lmax dB(A)	A dB	
Back Up Alarm 70	Default industrial noise	Point		14.3	0.0	
Back Up Alarm 71	Default industrial noise	Point		14.3	0.0	
Back Up Alarm 72	Default industrial noise	Point		14.3	0.0	
Back Up Alarm 73	Default industrial noise	Point		14.3	0.0	
Back Up Alarm 74	Default industrial noise	Point		14.3	0.0	
Back Up Alarm 75	Default industrial noise	Point		14.4	0.0	
Back Up Alarm 76	Default industrial noise	Point		14.4	0.0	
Back Up Alarm 77	Default industrial noise	Point		14.4	0.0	
Back Up Alarm 78	Default industrial noise	Point		14.4	0.0	
Back Up Alarm 79	Default industrial noise	Point		14.4	0.0	
Back Up Alarm 80	Default industrial noise	Point		14.5	0.0	
Back Up Alarm 81	Default industrial noise	Point		14.5	0.0	
Back Up Alarm 82	Default industrial noise	Point		14.5	0.0	
Back Up Alarm 83	Default industrial noise	Point		14.5	0.0	
Back Up Alarm 84	Default industrial noise	Point		14.5	0.0	
Back Up Alarm 85	Default industrial noise	Point		14.5	0.0	
Back Up Alarm 86	Default industrial noise	Point		14.5	0.0	
Back Up Alarm 87	Default industrial noise	Point		14.5	0.0	
Back Up Alarm 88	Default industrial noise	Point		14.5	0.0	
Back Up Alarm 89	Default industrial noise	Point		14.5	0.0	
Back Up Alarm 90	Default industrial noise	Point		14.6	0.0	
Back Up Alarm 91	Default industrial noise	Point		14.6	0.0	
Back Up Alarm 92	Default industrial noise	Point		14.6	0.0	
Back Up Alarm 93	Default industrial noise	Point		14.6	0.0	
Back Up Alarm 94	Default industrial noise	Point		14.6	0.0	
Back Up Alarm 95	Default industrial noise	Point		14.6	0.0	
Back Up Alarm 96	Default industrial noise	Point		14.5	0.0	
Back Up Alarm 97	Default industrial noise	Point		14.5	0.0	
Back Up Alarm 98	Default industrial noise	Point		14.5	0.0	
Back Up Alarm 99	Default industrial noise	Point		14.5	0.0	
Back Up Alarm 100	Default industrial noise	Point		14.5	0.0	
Back Up Alarm 101	Default industrial noise	Point		14.5	0.0	
Back Up Alarm 102	Default industrial noise	Point		14.5	0.0	
Back Up Alarm 103	Default industrial noise	Point		14.5	0.0	
Back Up Alarm 104	Default industrial noise	Point		14.5	0.0	
Back Up Alarm 105	Default industrial noise	Point		14.5	0.0	
Back Up Alarm 106	Default industrial noise	Point		14.5	0.0	
Back Up Alarm 107	Default industrial noise	Point		14.5	0.0	
Back Up Alarm 108	Default industrial noise	Point		14.5	0.0	
Back Up Alarm 109	Default industrial noise	Point		14.4	0.0	
Back Up Alarm 110	Default industrial noise	Point		14.4	0.0	
Back Up Alarm 111	Default industrial noise	Point		14.4	0.0	
Back Up Alarm 112	Default industrial noise	Point		14.4	0.0	
Parking 1: Spaces 30	Default parking lot noise	PLot		34.3	0.0	
Parking 2: Spaces 20	Default parking lot noise	PLot		24.7	0.0	

Duke Patterson Warehouse
Contribution level - 001 - Duke Patterson Warehouse - LMax:

9

Source	Source group	Source type	Per. lane	Lmax dB(A)	A dB	
Parking 3: Spaces 20	Default parking lot noise	PLot		24.0	0.0	
Parking 4: Spaces 20	Default parking lot noise	PLot		23.5	0.0	
Parking 5: Spaces 20	Default parking lot noise	PLot		23.5	0.0	
Parking 6: Spaces 14	Default parking lot noise	PLot		22.9	0.0	
Parking 7: Spaces 15	Default parking lot noise	PLot		23.0	0.0	
Parking 8: Spaces 15	Default parking lot noise	PLot		34.0	0.0	
Parking 9: Spaces 10	Default parking lot noise	PLot		20.3	0.0	
Parking 10: Spaces 10	Default parking lot noise	PLot		19.1	0.0	
Parking 11: Spaces 10	Default parking lot noise	PLot		18.6	0.0	
Parking 12: Spaces 10	Default parking lot noise	PLot		18.1	0.0	
Parking 13: Spaces 8	Default parking lot noise	PLot		18.0	0.0	
Parking 14: Spaces 9	Default parking lot noise	PLot		17.5	0.0	
Parking 15: Spaces 10	Default parking lot noise	PLot		38.5	0.0	
Parking 16: Spaces 9	Default parking lot noise	PLot		39.6	0.0	
Parking 17: Spaces 10	Default parking lot noise	PLot		39.5	0.0	
Parking 18: Spaces 5	Default parking lot noise	PLot		39.1	0.0	
Parking 19: Spaces 6	Default parking lot noise	PLot		40.5	0.0	
Parking 20: Spaces 12	Default parking lot noise	PLot		40.3	0.0	
Parking 21: Spaces 10	Default parking lot noise	PLot		36.6	0.0	
Parking 22: Spaces 5	Default parking lot noise	PLot		41.0	0.0	
Parking 23: Spaces 10	Default parking lot noise	PLot		51.0	0.0	
Parking 24: Spaces 10	Default parking lot noise	PLot		50.8	0.0	
Parking 25: Spaces 14	Default parking lot noise	PLot		49.1	0.0	
Parking 26: Spaces 10	Default parking lot noise	PLot		48.7	0.0	
Parking 27: Spaces 10	Default parking lot noise	PLot		48.3	0.0	
Parking 28: Spaces 20	Default parking lot noise	PLot		47.6	0.0	
Parking 29: Spaces 9	Default parking lot noise	PLot		46.9	0.0	
Parking 30: Spaces 3	Default parking lot noise	PLot		45.3	0.0	
31 Parking: Spaces 10	Default parking lot noise	PLot		45.2	0.0	
HVAC 1	Default industrial noise	Point		13.0	0.0	
HVAC 1	Default industrial noise	Point		12.2	0.0	
HVAC 1	Default industrial noise	Point		12.5	0.0	
HVAC 1	Default industrial noise	Point		13.6	0.0	
HVAC 1	Default industrial noise	Point		11.3	0.0	
HVAC 1	Default industrial noise	Point		10.4	0.0	
HVAC 1	Default industrial noise	Point		10.5	0.0	
HVAC 1	Default industrial noise	Point		11.4	0.0	
HVAC 1	Default industrial noise	Point		9.5	0.0	
HVAC 1	Default industrial noise	Point		8.8	0.0	
HVAC 1	Default industrial noise	Point		8.8	0.0	
HVAC 1	Default industrial noise	Point		9.6	0.0	
HVAC 1	Default industrial noise	Point		8.0	0.0	
HVAC 1	Default industrial noise	Point		8.1	0.0	
HVAC 1	Default industrial noise	Point		13.8	0.0	
HVAC 1	Default industrial noise	Point		12.6	0.0	

Duke Patterson Warehouse
Contribution level - 001 - Duke Patterson Warehouse - LMax:

9

Source	Source group	Source type	Per. lane	Lmax dB(A)	A dB	
HVAC 1	Default industrial noise	Point		12.7	0.0	
HVAC 1	Default industrial noise	Point		13.9	0.0	
HVAC 1	Default industrial noise	Point		11.5	0.0	
HVAC 1	Default industrial noise	Point		10.5	0.0	
HVAC 1	Default industrial noise	Point		10.6	0.0	
HVAC 1	Default industrial noise	Point		11.6	0.0	
HVAC 1	Default industrial noise	Point		9.7	0.0	
HVAC 1	Default industrial noise	Point		8.9	0.0	
HVAC 1	Default industrial noise	Point		9.0	0.0	
HVAC 1	Default industrial noise	Point		9.7	0.0	
HVAC 1	Default industrial noise	Point		8.2	0.0	
HVAC 1	Default industrial noise	Point		8.2	0.0	
HVAC 1	Default industrial noise	Point		14.0	0.0	
HVAC 1	Default industrial noise	Point		12.8	0.0	
HVAC 1	Default industrial noise	Point		12.8	0.0	
HVAC 1	Default industrial noise	Point		14.0	0.0	
HVAC 1	Default industrial noise	Point		11.7	0.0	
HVAC 1	Default industrial noise	Point		10.7	0.0	
HVAC 1	Default industrial noise	Point		10.6	0.0	
HVAC 1	Default industrial noise	Point		11.7	0.0	
HVAC 1	Default industrial noise	Point		9.8	0.0	
HVAC 1	Default industrial noise	Point		9.0	0.0	
HVAC 1	Default industrial noise	Point		9.0	0.0	
HVAC 1	Default industrial noise	Point		9.8	0.0	
HVAC 1	Default industrial noise	Point		8.2	0.0	
HVAC 1	Default industrial noise	Point		8.2	0.0	
HVAC 1	Default industrial noise	Point		13.9	0.0	
HVAC 1	Default industrial noise	Point		12.7	0.0	
HVAC 1	Default industrial noise	Point		12.6	0.0	
HVAC 1	Default industrial noise	Point		13.7	0.0	
HVAC 1	Default industrial noise	Point		11.6	0.0	
HVAC 1	Default industrial noise	Point		10.6	0.0	
HVAC 1	Default industrial noise	Point		10.5	0.0	
HVAC 1	Default industrial noise	Point		11.5	0.0	
HVAC 1	Default industrial noise	Point		9.7	0.0	
HVAC 1	Default industrial noise	Point		8.9	0.0	
HVAC 1	Default industrial noise	Point		8.9	0.0	
HVAC 1	Default industrial noise	Point		9.7	0.0	
HVAC 1	Default industrial noise	Point		8.2	0.0	
HVAC 1	Default industrial noise	Point		8.2	0.0	
HVAC 1	Default industrial noise	Point		13.5	0.0	
HVAC 1	Default industrial noise	Point		12.4	0.0	
HVAC 1	Default industrial noise	Point		12.2	0.0	
HVAC 1	Default industrial noise	Point		13.2	0.0	
HVAC 1	Default industrial noise	Point		11.4	0.0	

		7
--	--	---

Duke Patterson Warehouse
Contribution level - 001 - Duke Patterson Warehouse - LMax:

9

Source	Source group	Source type	Er. lane	Lmax dB(A)	A dB	
HVAC 1	Default industrial noise	Point		10.4	0.0	
HVAC 1	Default industrial noise	Point		10.2	0.0	
HVAC 1	Default industrial noise	Point		11.2	0.0	
HVAC 1	Default industrial noise	Point		9.6	0.0	
HVAC 1	Default industrial noise	Point		8.8	0.0	
HVAC 1	Default industrial noise	Point		8.7	0.0	
HVAC 1	Default industrial noise	Point		9.4	0.0	
HVAC 1	Default industrial noise	Point		8.1	0.0	
HVAC 1	Default industrial noise	Point		8.0	0.0	
HVAC 1	Default industrial noise	Point		12.8	0.0	
HVAC 1	Default industrial noise	Point		11.9	0.0	
HVAC 1	Default industrial noise	Point		11.5	0.0	
HVAC 1	Default industrial noise	Point		12.4	0.0	
HVAC 1	Default industrial noise	Point		10.9	0.0	
HVAC 1	Default industrial noise	Point		10.0	0.0	
HVAC 1	Default industrial noise	Point		9.8	0.0	
HVAC 1	Default industrial noise	Point		10.6	0.0	
HVAC 1	Default industrial noise	Point		9.3	0.0	
HVAC 1	Default industrial noise	Point		8.5	0.0	
HVAC 1	Default industrial noise	Point		8.4	0.0	
HVAC 1	Default industrial noise	Point		9.1	0.0	
HVAC 1	Default industrial noise	Point		7.8	0.0	
HVAC 1	Default industrial noise	Point		7.7	0.0	
HVAC 1	Default industrial noise	Point		12.0	0.0	
HVAC 1	Default industrial noise	Point		11.2	0.0	
HVAC 1	Default industrial noise	Point		10.8	0.0	
HVAC 1	Default industrial noise	Point		11.5	0.0	
HVAC 1	Default industrial noise	Point		10.3	0.0	
HVAC 1	Default industrial noise	Point		9.6	0.0	
HVAC 1	Default industrial noise	Point		9.3	0.0	
HVAC 1	Default industrial noise	Point		10.0	0.0	
HVAC 1	Default industrial noise	Point		8.9	0.0	
HVAC 1	Default industrial noise	Point		8.2	0.0	
HVAC 1	Default industrial noise	Point		8.0	0.0	
HVAC 1	Default industrial noise	Point		8.6	0.0	
HVAC 1	Default industrial noise	Point		7.5	0.0	
HVAC 1	Default industrial noise	Point		7.3	0.0	
HVAC 1	Default industrial noise	Point		11.0	0.0	
HVAC 1	Default industrial noise	Point		10.3	0.0	
HVAC 1	Default industrial noise	Point		10.0	0.0	
HVAC 1	Default industrial noise	Point		10.5	0.0	
HVAC 1	Default industrial noise	Point		9.7	0.0	
HVAC 1	Default industrial noise	Point		9.0	0.0	
HVAC 1	Default industrial noise	Point		8.7	0.0	
HVAC 1	Default industrial noise	Point		9.3	0.0	

		8
--	--	---

Duke Patterson Warehouse
Contribution level - 001 - Duke Patterson Warehouse - LMax:

9

Source	Source group	Source type	Per. lane	Lmax dB(A)	A dB	
HVAC 1	Default industrial noise	Point		8.4	0.0	
HVAC 1	Default industrial noise	Point		7.7	0.0	
HVAC 1	Default industrial noise	Point		7.5	0.0	
HVAC 1	Default industrial noise	Point		8.1	0.0	
HVAC 1	Default industrial noise	Point		7.1	0.0	
HVAC 1	Default industrial noise	Point		6.9	0.0	
Trailer Stall 1: Spaces 72	Default parking lot noise	PLot		43.3	0.0	
Trailer Stall 2: Spaces 47	Default parking lot noise	PLot		20.7	0.0	
Trailer Stall 3: Spaces 22	Default parking lot noise	PLot		21.8	0.0	
Back Up Alarm 1	Default industrial noise	Point		42.1	0.0	
Back Up Alarm 1	Default industrial noise	Point		43.2	0.0	
Back Up Alarm 1	Default industrial noise	Point		42.8	0.0	
Back Up Alarm 1	Default industrial noise	Point		42.9	0.0	
Back Up Alarm 1	Default industrial noise	Point		42.4	0.0	
Back Up Alarm 1	Default industrial noise	Point		42.5	0.0	
Back Up Alarm 1	Default industrial noise	Point		42.6	0.0	
Back Up Alarm 1	Default industrial noise	Point		42.7	0.0	
Back Up Alarm 1	Default industrial noise	Point		42.8	0.0	
Back Up Alarm 1	Default industrial noise	Point		43.0	0.0	
Back Up Alarm 1	Default industrial noise	Point		43.0	0.0	
Back Up Alarm 1	Default industrial noise	Point		43.1	0.0	
Back Up Alarm 1	Default industrial noise	Point		43.2	0.0	
Back Up Alarm 1	Default industrial noise	Point		43.4	0.0	
Back Up Alarm 1	Default industrial noise	Point		43.5	0.0	
Back Up Alarm 1	Default industrial noise	Point		43.7	0.0	
Back Up Alarm 1	Default industrial noise	Point		43.8	0.0	
Back Up Alarm 1	Default industrial noise	Point		43.9	0.0	
Back Up Alarm 1	Default industrial noise	Point		44.1	0.0	
Back Up Alarm 1	Default industrial noise	Point		44.2	0.0	
Back Up Alarm 1	Default industrial noise	Point		44.4	0.0	
Back Up Alarm 1	Default industrial noise	Point		44.4	0.0	
Back Up Alarm 1	Default industrial noise	Point		44.5	0.0	
Back Up Alarm 1	Default industrial noise	Point		44.6	0.0	
Back Up Alarm 1	Default industrial noise	Point		45.0	0.0	
Back Up Alarm 1	Default industrial noise	Point		45.0	0.0	
Back Up Alarm 1	Default industrial noise	Point		44.9	0.0	
Back Up Alarm 1	Default industrial noise	Point		44.5	0.0	
Back Up Alarm 1	Default industrial noise	Point		44.2	0.0	
Back Up Alarm 1	Default industrial noise	Point		44.0	0.0	
Back Up Alarm 1	Default industrial noise	Point		44.4	0.0	
Back Up Alarm 1	Default industrial noise	Point		44.5	0.0	
Back Up Alarm 1	Default industrial noise	Point		44.6	0.0	
Back Up Alarm 1	Default industrial noise	Point		45.4	0.0	
Back Up Alarm 1	Default industrial noise	Point		44.9	0.0	
Back Up Alarm 1	Default industrial noise	Point		44.9	0.0	

Duke Patterson Warehouse
Contribution level - 001 - Duke Patterson Warehouse - LMax:

9

Source	Source group	Source type	Per. lane	Lmax dB(A)	A dB	
Back Up Alarm 1	Default industrial noise	Point		43.7	0.0	
Back Up Alarm 1	Default industrial noise	Point		43.8	0.0	
Back Up Alarm 1	Default industrial noise	Point		43.9	0.0	
Back Up Alarm 1	Default industrial noise	Point		44.1	0.0	
Back Up Alarm 1	Default industrial noise	Point		44.2	0.0	
Back Up Alarm 1	Default industrial noise	Point		44.3	0.0	
Back Up Alarm 1	Default industrial noise	Point		44.5	0.0	
Back Up Alarm 1	Default industrial noise	Point		44.6	0.0	
Back Up Alarm 1	Default industrial noise	Point		44.6	0.0	
Back Up Alarm 1	Default industrial noise	Point		45.0	0.0	
Back Up Alarm 1	Default industrial noise	Point		45.0	0.0	
Back Up Alarm 1	Default industrial noise	Point		44.9	0.0	
Back Up Alarm 1	Default industrial noise	Point		43.6	0.0	
Back Up Alarm 1	Default industrial noise	Point		41.4	0.0	
Receiver R2 FI G Lmax,lim dB(A) Lmax 50.5 dB(A)						
Idling Trucks	Default industrial noise	Point		34.7	0.0	
Idling Trucks	Default industrial noise	Point		33.8	0.0	
Idling Trucks	Default industrial noise	Point		35.3	0.0	
Idling Trucks	Default industrial noise	Point		35.3	0.0	
Idling Trucks	Default industrial noise	Point		35.4	0.0	
Idling Trucks	Default industrial noise	Point		35.4	0.0	
Idling Trucks	Default industrial noise	Point		35.3	0.0	
Idling Trucks	Default industrial noise	Point		35.3	0.0	
Idling Trucks	Default industrial noise	Point		35.2	0.0	
Idling Trucks	Default industrial noise	Point		35.2	0.0	
Idling Trucks	Default industrial noise	Point		35.2	0.0	
Idling Trucks	Default industrial noise	Point		35.1	0.0	
Idling Trucks	Default industrial noise	Point		35.0	0.0	
Idling Trucks	Default industrial noise	Point		34.9	0.0	
Idling Trucks	Default industrial noise	Point		34.8	0.0	
Idling Trucks	Default industrial noise	Point		34.7	0.0	
Idling Trucks	Default industrial noise	Point		34.7	0.0	
Idling Trucks	Default industrial noise	Point		34.6	0.0	
Idling Trucks	Default industrial noise	Point		34.5	0.0	
Idling Trucks	Default industrial noise	Point		34.4	0.0	
Idling Trucks	Default industrial noise	Point		34.2	0.0	
Idling Trucks	Default industrial noise	Point		34.1	0.0	
Idling Trucks	Default industrial noise	Point		33.9	0.0	
Idling Trucks	Default industrial noise	Point		33.8	0.0	
Idling Trucks	Default industrial noise	Point		33.7	0.0	
Idling Trucks	Default industrial noise	Point		33.6	0.0	
Idling Trucks	Default industrial noise	Point		33.5	0.0	
Idling Trucks	Default industrial noise	Point		33.1	0.0	
Idling Trucks	Default industrial noise	Point		33.0	0.0	
Idling Trucks	Default industrial noise	Point		32.8	0.0	

Duke Patterson Warehouse
Contribution level - 001 - Duke Patterson Warehouse - LMax:

9

Source	Source group	Source type	Per. lane	Lmax dB(A)	A dB
Idling Trucks	Default industrial noise	Point		32.7	0.0
Idling Trucks	Default industrial noise	Point		32.6	0.0
Idling Trucks	Default industrial noise	Point		32.4	0.0
Idling Trucks	Default industrial noise	Point		32.3	0.0
Idling Trucks	Default industrial noise	Point		32.0	0.0
Idling Trucks	Default industrial noise	Point		31.9	0.0
Idling Trucks	Default industrial noise	Point		31.8	0.0
Idling Trucks	Default industrial noise	Point		31.6	0.0
Idling Trucks	Default industrial noise	Point		31.5	0.0
Idling Trucks	Default industrial noise	Point		31.3	0.0
Idling Trucks	Default industrial noise	Point		31.2	0.0
Idling Trucks	Default industrial noise	Point		31.5	0.0
Idling Trucks	Default industrial noise	Point		31.4	0.0
Idling Trucks	Default industrial noise	Point		31.3	0.0
Idling Trucks	Default industrial noise	Point		31.2	0.0
Idling Trucks	Default industrial noise	Point		31.1	0.0
Idling Trucks	Default industrial noise	Point		32.0	0.0
Idling Trucks	Default industrial noise	Point		31.9	0.0
Idling Trucks	Default industrial noise	Point		5.2	0.0
Idling Trucks	Default industrial noise	Point		5.1	0.0
Idling Trucks	Default industrial noise	Point		5.1	0.0
Idling Trucks	Default industrial noise	Point		5.1	0.0
Idling Trucks	Default industrial noise	Point		5.1	0.0
Idling Trucks	Default industrial noise	Point		5.1	0.0
Idling Trucks	Default industrial noise	Point		5.1	0.0
Idling Trucks	Default industrial noise	Point		5.1	0.0
Idling Trucks	Default industrial noise	Point		5.1	0.0
Idling Trucks	Default industrial noise	Point		5.1	0.0
Idling Trucks	Default industrial noise	Point		5.1	0.0
Idling Trucks	Default industrial noise	Point		5.1	0.0
Idling Trucks	Default industrial noise	Point		5.1	0.0
Idling Trucks	Default industrial noise	Point		5.1	0.0
Idling Trucks	Default industrial noise	Point		5.1	0.0
Idling Trucks	Default industrial noise	Point		5.1	0.0
Idling Trucks	Default industrial noise	Point		5.1	0.0
Idling Trucks	Default industrial noise	Point		5.1	0.0
Idling Trucks	Default industrial noise	Point		5.1	0.0
Idling Trucks	Default industrial noise	Point		5.1	0.0
Idling Trucks	Default industrial noise	Point		5.1	0.0
Idling Trucks	Default industrial noise	Point		5.1	0.0
Idling Trucks	Default industrial noise	Point		5.0	0.0
Idling Trucks	Default industrial noise	Point		5.0	0.0
Idling Trucks	Default industrial noise	Point		5.0	0.0
Idling Trucks	Default industrial noise	Point		5.0	0.0
Idling Trucks	Default industrial noise	Point		5.0	0.0
Idling Trucks	Default industrial noise	Point		5.0	0.0
Idling Trucks	Default industrial noise	Point		5.0	0.0
Idling Trucks	Default industrial noise	Point		5.0	0.0
Idling Trucks	Default industrial noise	Point		4.9	0.0
Idling Trucks	Default industrial noise	Point		4.9	0.0
Idling Trucks	Default industrial noise	Point		4.9	0.0

		13
--	--	----

Duke Patterson Warehouse
Contribution level - 001 - Duke Patterson Warehouse - LMax:

9

Source	Source group	Source type	Per. lane	Lmax dB(A)	A dB
Idling Trucks	Default industrial noise	Point		4.9	0.0
Idling Trucks	Default industrial noise	Point		4.8	0.0
Idling Trucks	Default industrial noise	Point		4.8	0.0
Idling Trucks	Default industrial noise	Point		4.8	0.0
Idling Trucks	Default industrial noise	Point		4.8	0.0
Idling Trucks	Default industrial noise	Point		4.7	0.0
Idling Trucks	Default industrial noise	Point		4.7	0.0
Idling Trucks	Default industrial noise	Point		4.7	0.0
Idling Trucks	Default industrial noise	Point		4.6	0.0
Idling Trucks	Default industrial noise	Point		4.6	0.0
Idling Trucks	Default industrial noise	Point		4.6	0.0
Idling Trucks	Default industrial noise	Point		4.5	0.0
Idling Trucks	Default industrial noise	Point		4.5	0.0
Idling Trucks	Default industrial noise	Point		4.4	0.0
Idling Trucks	Default industrial noise	Point		4.4	0.0
Idling Trucks	Default industrial noise	Point		4.4	0.0
Idling Trucks	Default industrial noise	Point		4.3	0.0
Idling Trucks	Default industrial noise	Point		4.3	0.0
Idling Trucks	Default industrial noise	Point		4.3	0.0
Idling Trucks	Default industrial noise	Point		4.2	0.0
Idling Trucks	Default industrial noise	Point		4.2	0.0
Idling Trucks	Default industrial noise	Point		4.1	0.0
Idling Trucks	Default industrial noise	Point		4.1	0.0
Idling Trucks	Default industrial noise	Point		4.1	0.0
Idling Trucks	Default industrial noise	Point		4.0	0.0
Idling Trucks	Default industrial noise	Point		4.0	0.0
Idling Trucks	Default industrial noise	Point		3.9	0.0
Idling Trucks	Default industrial noise	Point		3.9	0.0
Idling Trucks	Default industrial noise	Point		3.8	0.0
Idling Trucks	Default industrial noise	Point		3.8	0.0
Idling Trucks	Default industrial noise	Point		3.8	0.0
Idling Trucks	Default industrial noise	Point		3.7	0.0
Idling Trucks	Default industrial noise	Point		3.7	0.0
Idling Trucks	Default industrial noise	Point		3.6	0.0
Idling Trucks	Default industrial noise	Point		3.6	0.0
Back Up Alarm 1	Default industrial noise	Point		44.7	0.0
Back Up Alarm 2	Default industrial noise	Point		43.6	0.0
Back Up Alarm 3	Default industrial noise	Point		45.4	0.0
Back Up Alarm 4	Default industrial noise	Point		45.7	0.0
Back Up Alarm 5	Default industrial noise	Point		45.7	0.0
Back Up Alarm 6	Default industrial noise	Point		45.4	0.0
Back Up Alarm 7	Default industrial noise	Point		45.3	0.0
Back Up Alarm 8	Default industrial noise	Point		45.3	0.0
Back Up Alarm 9	Default industrial noise	Point		45.2	0.0

Duke Patterson Warehouse
Contribution level - 001 - Duke Patterson Warehouse - LMax:

9

Source	Source group	Source type	Er. lane	Lmax dB(A)	A dB
Back Up Alarm 10	Default industrial noise	Point		45.2	0.0
Back Up Alarm 11	Default industrial noise	Point		45.1	0.0
Back Up Alarm 12	Default industrial noise	Point		45.1	0.0
Back Up Alarm 13	Default industrial noise	Point		45.0	0.0
Back Up Alarm 14	Default industrial noise	Point		44.9	0.0
Back Up Alarm 15	Default industrial noise	Point		44.8	0.0
Back Up Alarm 16	Default industrial noise	Point		44.7	0.0
Back Up Alarm 17	Default industrial noise	Point		44.7	0.0
Back Up Alarm 18	Default industrial noise	Point		44.6	0.0
Back Up Alarm 19	Default industrial noise	Point		44.5	0.0
Back Up Alarm 20	Default industrial noise	Point		44.4	0.0
Back Up Alarm 21	Default industrial noise	Point		44.1	0.0
Back Up Alarm 22	Default industrial noise	Point		44.0	0.0
Back Up Alarm 23	Default industrial noise	Point		43.9	0.0
Back Up Alarm 24	Default industrial noise	Point		43.8	0.0
Back Up Alarm 25	Default industrial noise	Point		43.7	0.0
Back Up Alarm 26	Default industrial noise	Point		43.5	0.0
Back Up Alarm 27	Default industrial noise	Point		43.4	0.0
Back Up Alarm 28	Default industrial noise	Point		43.2	0.0
Back Up Alarm 29	Default industrial noise	Point		43.0	0.0
Back Up Alarm 30	Default industrial noise	Point		42.9	0.0
Back Up Alarm 31	Default industrial noise	Point		42.7	0.0
Back Up Alarm 32	Default industrial noise	Point		42.6	0.0
Back Up Alarm 33	Default industrial noise	Point		42.4	0.0
Back Up Alarm 34	Default industrial noise	Point		42.3	0.0
Back Up Alarm 35	Default industrial noise	Point		42.0	0.0
Back Up Alarm 36	Default industrial noise	Point		41.8	0.0
Back Up Alarm 37	Default industrial noise	Point		41.7	0.0
Back Up Alarm 38	Default industrial noise	Point		41.5	0.0
Back Up Alarm 39	Default industrial noise	Point		41.4	0.0
Back Up Alarm 40	Default industrial noise	Point		41.2	0.0
Back Up Alarm 41	Default industrial noise	Point		41.1	0.0
Back Up Alarm 42	Default industrial noise	Point		40.8	0.0
Back Up Alarm 43	Default industrial noise	Point		41.3	0.0
Back Up Alarm 44	Default industrial noise	Point		41.1	0.0
Back Up Alarm 45	Default industrial noise	Point		41.0	0.0
Back Up Alarm 46	Default industrial noise	Point		40.8	0.0
Back Up Alarm 47	Default industrial noise	Point		40.6	0.0
Back Up Alarm 48	Default industrial noise	Point		40.5	0.0
Back Up Alarm 50	Default industrial noise	Point		14.5	0.0
Back Up Alarm 51	Default industrial noise	Point		14.5	0.0
Back Up Alarm 52	Default industrial noise	Point		14.5	0.0
Back Up Alarm 53	Default industrial noise	Point		14.5	0.0
Back Up Alarm 54	Default industrial noise	Point		14.5	0.0
Back Up Alarm 55	Default industrial noise	Point		14.5	0.0

Duke Patterson Warehouse
Contribution level - 001 - Duke Patterson Warehouse - LMax:

9

Source	Source group	Source type	Er. lane	Lmax dB(A)	A dB	
Back Up Alarm 56	Default industrial noise	Point		14.5	0.0	
Back Up Alarm 57	Default industrial noise	Point		14.5	0.0	
Back Up Alarm 58	Default industrial noise	Point		14.5	0.0	
Back Up Alarm 59	Default industrial noise	Point		14.5	0.0	
Back Up Alarm 60	Default industrial noise	Point		14.5	0.0	
Back Up Alarm 61	Default industrial noise	Point		14.5	0.0	
Back Up Alarm 62	Default industrial noise	Point		14.5	0.0	
Back Up Alarm 63	Default industrial noise	Point		14.5	0.0	
Back Up Alarm 64	Default industrial noise	Point		14.5	0.0	
Back Up Alarm 65	Default industrial noise	Point		14.4	0.0	
Back Up Alarm 66	Default industrial noise	Point		14.4	0.0	
Back Up Alarm 67	Default industrial noise	Point		14.4	0.0	
Back Up Alarm 68	Default industrial noise	Point		14.4	0.0	
Back Up Alarm 69	Default industrial noise	Point		14.4	0.0	
Back Up Alarm 70	Default industrial noise	Point		14.4	0.0	
Back Up Alarm 71	Default industrial noise	Point		14.4	0.0	
Back Up Alarm 72	Default industrial noise	Point		14.4	0.0	
Back Up Alarm 73	Default industrial noise	Point		14.3	0.0	
Back Up Alarm 74	Default industrial noise	Point		14.3	0.0	
Back Up Alarm 75	Default industrial noise	Point		14.3	0.0	
Back Up Alarm 76	Default industrial noise	Point		14.3	0.0	
Back Up Alarm 77	Default industrial noise	Point		14.3	0.0	
Back Up Alarm 78	Default industrial noise	Point		14.2	0.0	
Back Up Alarm 79	Default industrial noise	Point		14.2	0.0	
Back Up Alarm 80	Default industrial noise	Point		14.2	0.0	
Back Up Alarm 81	Default industrial noise	Point		14.2	0.0	
Back Up Alarm 82	Default industrial noise	Point		14.2	0.0	
Back Up Alarm 83	Default industrial noise	Point		14.1	0.0	
Back Up Alarm 84	Default industrial noise	Point		14.1	0.0	
Back Up Alarm 85	Default industrial noise	Point		14.1	0.0	
Back Up Alarm 86	Default industrial noise	Point		14.1	0.0	
Back Up Alarm 87	Default industrial noise	Point		14.0	0.0	
Back Up Alarm 88	Default industrial noise	Point		14.0	0.0	
Back Up Alarm 89	Default industrial noise	Point		14.0	0.0	
Back Up Alarm 90	Default industrial noise	Point		13.9	0.0	
Back Up Alarm 91	Default industrial noise	Point		13.9	0.0	
Back Up Alarm 92	Default industrial noise	Point		13.9	0.0	
Back Up Alarm 93	Default industrial noise	Point		13.9	0.0	
Back Up Alarm 94	Default industrial noise	Point		13.8	0.0	
Back Up Alarm 95	Default industrial noise	Point		13.8	0.0	
Back Up Alarm 96	Default industrial noise	Point		13.8	0.0	
Back Up Alarm 97	Default industrial noise	Point		13.7	0.0	
Back Up Alarm 98	Default industrial noise	Point		13.7	0.0	
Back Up Alarm 99	Default industrial noise	Point		13.7	0.0	
Back Up Alarm 100	Default industrial noise	Point		13.7	0.0	

Duke Patterson Warehouse
Contribution level - 001 - Duke Patterson Warehouse - LMax:

9

Source	Source group	Source type	Per. lane	Lmax dB(A)	A dB	
Back Up Alarm 101	Default industrial noise	Point		13.6	0.0	
Back Up Alarm 102	Default industrial noise	Point		13.6	0.0	
Back Up Alarm 103	Default industrial noise	Point		13.6	0.0	
Back Up Alarm 104	Default industrial noise	Point		13.5	0.0	
Back Up Alarm 105	Default industrial noise	Point		13.5	0.0	
Back Up Alarm 106	Default industrial noise	Point		13.5	0.0	
Back Up Alarm 107	Default industrial noise	Point		13.4	0.0	
Back Up Alarm 108	Default industrial noise	Point		13.4	0.0	
Back Up Alarm 109	Default industrial noise	Point		13.4	0.0	
Back Up Alarm 110	Default industrial noise	Point		13.4	0.0	
Back Up Alarm 111	Default industrial noise	Point		13.3	0.0	
Back Up Alarm 112	Default industrial noise	Point		13.3	0.0	
Parking 1: Spaces 30	Default parking lot noise	PLot		43.8	0.0	
Parking 2: Spaces 20	Default parking lot noise	PLot		35.8	0.0	
Parking 3: Spaces 20	Default parking lot noise	PLot		31.8	0.0	
Parking 4: Spaces 20	Default parking lot noise	PLot		30.0	0.0	
Parking 5: Spaces 20	Default parking lot noise	PLot		28.8	0.0	
Parking 6: Spaces 14	Default parking lot noise	PLot		27.8	0.0	
Parking 7: Spaces 15	Default parking lot noise	PLot		27.2	0.0	
Parking 8: Spaces 15	Default parking lot noise	PLot		44.5	0.0	
Parking 9: Spaces 10	Default parking lot noise	PLot		29.0	0.0	
Parking 10: Spaces 10	Default parking lot noise	PLot		27.1	0.0	
Parking 11: Spaces 10	Default parking lot noise	PLot		25.1	0.0	
Parking 12: Spaces 10	Default parking lot noise	PLot		23.9	0.0	
Parking 13: Spaces 8	Default parking lot noise	PLot		23.6	0.0	
Parking 14: Spaces 9	Default parking lot noise	PLot		22.8	0.0	
Parking 15: Spaces 10	Default parking lot noise	PLot		47.0	0.0	
Parking 16: Spaces 9	Default parking lot noise	PLot		49.1	0.0	
Parking 17: Spaces 10	Default parking lot noise	PLot		48.4	0.0	
Parking 18: Spaces 5	Default parking lot noise	PLot		47.3	0.0	
Parking 19: Spaces 6	Default parking lot noise	PLot		50.5	0.0	
Parking 20: Spaces 12	Default parking lot noise	PLot		49.4	0.0	
Parking 21: Spaces 10	Default parking lot noise	PLot		48.4	0.0	
Parking 22: Spaces 5	Default parking lot noise	PLot		50.1	0.0	
Parking 23: Spaces 10	Default parking lot noise	PLot		40.9	0.0	
Parking 24: Spaces 10	Default parking lot noise	PLot		40.6	0.0	
Parking 25: Spaces 14	Default parking lot noise	PLot		40.0	0.0	
Parking 26: Spaces 10	Default parking lot noise	PLot		40.7	0.0	
Parking 27: Spaces 10	Default parking lot noise	PLot		39.2	0.0	
Parking 28: Spaces 20	Default parking lot noise	PLot		39.1	0.0	
Parking 29: Spaces 9	Default parking lot noise	PLot		38.9	0.0	
Parking 30: Spaces 3	Default parking lot noise	PLot		37.7	0.0	
31 Parking: Spaces 10	Default parking lot noise	PLot		37.6	0.0	
HVAC 1	Default industrial noise	Point		9.5	0.0	
HVAC 1	Default industrial noise	Point		9.0	0.0	

Duke Patterson Warehouse
Contribution level - 001 - Duke Patterson Warehouse - LMax:

9

Source	Source group	Source type	Er. lane	Lmax dB(A)	A dB	
HVAC 1	Default industrial noise	Point		9.5	0.0	
HVAC 1	Default industrial noise	Point		10.0	0.0	
HVAC 1	Default industrial noise	Point		8.5	0.0	
HVAC 1	Default industrial noise	Point		7.9	0.0	
HVAC 1	Default industrial noise	Point		8.3	0.0	
HVAC 1	Default industrial noise	Point		8.9	0.0	
HVAC 1	Default industrial noise	Point		7.4	0.0	
HVAC 1	Default industrial noise	Point		6.9	0.0	
HVAC 1	Default industrial noise	Point		7.2	0.0	
HVAC 1	Default industrial noise	Point		7.7	0.0	
HVAC 1	Default industrial noise	Point		6.3	0.0	
HVAC 1	Default industrial noise	Point		6.6	0.0	
HVAC 1	Default industrial noise	Point		10.5	0.0	
HVAC 1	Default industrial noise	Point		9.9	0.0	
HVAC 1	Default industrial noise	Point		10.3	0.0	
HVAC 1	Default industrial noise	Point		11.0	0.0	
HVAC 1	Default industrial noise	Point		9.3	0.0	
HVAC 1	Default industrial noise	Point		8.6	0.0	
HVAC 1	Default industrial noise	Point		9.0	0.0	
HVAC 1	Default industrial noise	Point		9.6	0.0	
HVAC 1	Default industrial noise	Point		8.0	0.0	
HVAC 1	Default industrial noise	Point		7.4	0.0	
HVAC 1	Default industrial noise	Point		7.7	0.0	
HVAC 1	Default industrial noise	Point		8.3	0.0	
HVAC 1	Default industrial noise	Point		6.8	0.0	
HVAC 1	Default industrial noise	Point		7.1	0.0	
HVAC 1	Default industrial noise	Point		11.5	0.0	
HVAC 1	Default industrial noise	Point		10.7	0.0	
HVAC 1	Default industrial noise	Point		11.1	0.0	
HVAC 1	Default industrial noise	Point		11.9	0.0	
HVAC 1	Default industrial noise	Point		10.0	0.0	
HVAC 1	Default industrial noise	Point		9.3	0.0	
HVAC 1	Default industrial noise	Point		9.6	0.0	
HVAC 1	Default industrial noise	Point		10.3	0.0	
HVAC 1	Default industrial noise	Point		8.6	0.0	
HVAC 1	Default industrial noise	Point		7.9	0.0	
HVAC 1	Default industrial noise	Point		8.2	0.0	
HVAC 1	Default industrial noise	Point		8.8	0.0	
HVAC 1	Default industrial noise	Point		7.3	0.0	
HVAC 1	Default industrial noise	Point		7.5	0.0	
HVAC 1	Default industrial noise	Point		12.4	0.0	
HVAC 1	Default industrial noise	Point		11.5	0.0	
HVAC 1	Default industrial noise	Point		11.8	0.0	
HVAC 1	Default industrial noise	Point		12.8	0.0	
HVAC 1	Default industrial noise	Point		10.6	0.0	

		18
--	--	----

Duke Patterson Warehouse
Contribution level - 001 - Duke Patterson Warehouse - LMax:

9

Source	Source group	Source type	Er. lane	Lmax dB(A)	A dB	
HVAC 1	Default industrial noise	Point		9.8	0.0	
HVAC 1	Default industrial noise	Point		10.0	0.0	
HVAC 1	Default industrial noise	Point		10.9	0.0	
HVAC 1	Default industrial noise	Point		9.1	0.0	
HVAC 1	Default industrial noise	Point		8.3	0.0	
HVAC 1	Default industrial noise	Point		8.5	0.0	
HVAC 1	Default industrial noise	Point		9.3	0.0	
HVAC 1	Default industrial noise	Point		7.7	0.0	
HVAC 1	Default industrial noise	Point		7.8	0.0	
HVAC 1	Default industrial noise	Point		13.1	0.0	
HVAC 1	Default industrial noise	Point		12.1	0.0	
HVAC 1	Default industrial noise	Point		12.4	0.0	
HVAC 1	Default industrial noise	Point		13.4	0.0	
HVAC 1	Default industrial noise	Point		11.1	0.0	
HVAC 1	Default industrial noise	Point		10.2	0.0	
HVAC 1	Default industrial noise	Point		10.4	0.0	
HVAC 1	Default industrial noise	Point		11.3	0.0	
HVAC 1	Default industrial noise	Point		9.4	0.0	
HVAC 1	Default industrial noise	Point		8.7	0.0	
HVAC 1	Default industrial noise	Point		8.8	0.0	
HVAC 1	Default industrial noise	Point		9.5	0.0	
HVAC 1	Default industrial noise	Point		8.0	0.0	
HVAC 1	Default industrial noise	Point		8.1	0.0	
HVAC 1	Default industrial noise	Point		13.7	0.0	
HVAC 1	Default industrial noise	Point		12.6	0.0	
HVAC 1	Default industrial noise	Point		12.7	0.0	
HVAC 1	Default industrial noise	Point		13.8	0.0	
HVAC 1	Default industrial noise	Point		11.5	0.0	
HVAC 1	Default industrial noise	Point		10.5	0.0	
HVAC 1	Default industrial noise	Point		10.6	0.0	
HVAC 1	Default industrial noise	Point		11.6	0.0	
HVAC 1	Default industrial noise	Point		9.6	0.0	
HVAC 1	Default industrial noise	Point		8.9	0.0	
HVAC 1	Default industrial noise	Point		8.9	0.0	
HVAC 1	Default industrial noise	Point		9.7	0.0	
HVAC 1	Default industrial noise	Point		8.1	0.0	
HVAC 1	Default industrial noise	Point		8.2	0.0	
HVAC 1	Default industrial noise	Point		13.9	0.0	
HVAC 1	Default industrial noise	Point		12.8	0.0	
HVAC 1	Default industrial noise	Point		12.8	0.0	
HVAC 1	Default industrial noise	Point		14.0	0.0	
HVAC 1	Default industrial noise	Point		11.7	0.0	
HVAC 1	Default industrial noise	Point		10.6	0.0	
HVAC 1	Default industrial noise	Point		10.7	0.0	
HVAC 1	Default industrial noise	Point		11.7	0.0	

Duke Patterson Warehouse
Contribution level - 001 - Duke Patterson Warehouse - LMax:

9

Source	Source group	Source type	Per. lane	Lmax dB(A)	A dB	
HVAC 1	Default industrial noise	Point		9.8	0.0	
HVAC 1	Default industrial noise	Point		9.0	0.0	
HVAC 1	Default industrial noise	Point		9.0	0.0	
HVAC 1	Default industrial noise	Point		9.8	0.0	
HVAC 1	Default industrial noise	Point		8.3	0.0	
HVAC 1	Default industrial noise	Point		8.3	0.0	
HVAC 1	Default industrial noise	Point		13.9	0.0	
HVAC 1	Default industrial noise	Point		12.9	0.0	
HVAC 1	Default industrial noise	Point		12.1	0.0	
HVAC 1	Default industrial noise	Point		13.5	0.0	
HVAC 1	Default industrial noise	Point		11.8	0.0	
HVAC 1	Default industrial noise	Point		10.8	0.0	
HVAC 1	Default industrial noise	Point		10.6	0.0	
HVAC 1	Default industrial noise	Point		11.3	0.0	
HVAC 1	Default industrial noise	Point		9.9	0.0	
HVAC 1	Default industrial noise	Point		9.1	0.0	
HVAC 1	Default industrial noise	Point		8.9	0.0	
HVAC 1	Default industrial noise	Point		9.7	0.0	
HVAC 1	Default industrial noise	Point		8.4	0.0	
HVAC 1	Default industrial noise	Point		8.2	0.0	
Trailer Stall 1: Spaces 72	Default parking lot noise	PLot		45.5	0.0	
Trailer Stall 2: Spaces 47	Default parking lot noise	PLot		21.7	0.0	
Trailer Stall 3: Spaces 22	Default parking lot noise	PLot		21.8	0.0	
Back Up Alarm 1	Default industrial noise	Point		45.7	0.0	
Back Up Alarm 1	Default industrial noise	Point		45.8	0.0	
Back Up Alarm 1	Default industrial noise	Point		45.7	0.0	
Back Up Alarm 1	Default industrial noise	Point		45.7	0.0	
Back Up Alarm 1	Default industrial noise	Point		45.7	0.0	
Back Up Alarm 1	Default industrial noise	Point		45.6	0.0	
Back Up Alarm 1	Default industrial noise	Point		45.6	0.0	
Back Up Alarm 1	Default industrial noise	Point		45.5	0.0	
Back Up Alarm 1	Default industrial noise	Point		45.5	0.0	
Back Up Alarm 1	Default industrial noise	Point		45.4	0.0	
Back Up Alarm 1	Default industrial noise	Point		45.3	0.0	
Back Up Alarm 1	Default industrial noise	Point		45.3	0.0	
Back Up Alarm 1	Default industrial noise	Point		45.2	0.0	
Back Up Alarm 1	Default industrial noise	Point		45.1	0.0	
Back Up Alarm 1	Default industrial noise	Point		45.0	0.0	
Back Up Alarm 1	Default industrial noise	Point		44.9	0.0	
Back Up Alarm 1	Default industrial noise	Point		44.8	0.0	
Back Up Alarm 1	Default industrial noise	Point		44.7	0.0	
Back Up Alarm 1	Default industrial noise	Point		44.6	0.0	
Back Up Alarm 1	Default industrial noise	Point		44.5	0.0	
Back Up Alarm 1	Default industrial noise	Point		44.6	0.0	
Back Up Alarm 1	Default industrial noise	Point		44.5	0.0	

Duke Patterson Warehouse
Contribution level - 001 - Duke Patterson Warehouse - LMax:

9

Source	Source group	Source type	Per. lane	Lmax dB(A)	A dB	
Back Up Alarm 1	Default industrial noise	Point		45.6	0.0	
Back Up Alarm 1	Default industrial noise	Point		45.5	0.0	
Back Up Alarm 1	Default industrial noise	Point		45.5	0.0	
Back Up Alarm 1	Default industrial noise	Point		45.4	0.0	
Back Up Alarm 1	Default industrial noise	Point		45.4	0.0	
Back Up Alarm 1	Default industrial noise	Point		45.3	0.0	
Back Up Alarm 1	Default industrial noise	Point		45.2	0.0	
Back Up Alarm 1	Default industrial noise	Point		45.2	0.0	
Back Up Alarm 1	Default industrial noise	Point		45.1	0.0	
Back Up Alarm 1	Default industrial noise	Point		45.0	0.0	
Back Up Alarm 1	Default industrial noise	Point		44.9	0.0	
Back Up Alarm 1	Default industrial noise	Point		44.8	0.0	
Back Up Alarm 1	Default industrial noise	Point		44.7	0.0	
Back Up Alarm 1	Default industrial noise	Point		44.6	0.0	
Back Up Alarm 1	Default industrial noise	Point		44.5	0.0	
Back Up Alarm 1	Default industrial noise	Point		44.4	0.0	
Back Up Alarm 1	Default industrial noise	Point		44.3	0.0	
Back Up Alarm 1	Default industrial noise	Point		44.2	0.0	
Back Up Alarm 1	Default industrial noise	Point		44.1	0.0	
Back Up Alarm 1	Default industrial noise	Point		43.9	0.0	
Back Up Alarm 1	Default industrial noise	Point		43.8	0.0	
Back Up Alarm 1	Default industrial noise	Point		43.9	0.0	
Back Up Alarm 1	Default industrial noise	Point		43.8	0.0	
Back Up Alarm 1	Default industrial noise	Point		44.4	0.0	
Back Up Alarm 1	Default industrial noise	Point		44.3	0.0	
Back Up Alarm 1	Default industrial noise	Point		44.4	0.0	
Back Up Alarm 1	Default industrial noise	Point		44.8	0.0	
Back Up Alarm 1	Default industrial noise	Point		45.0	0.0	
Receiver R3 FI G Lmax,lim dB(A) Lmax 51.0 dB(A)						
Idling Trucks	Default industrial noise	Point		5.8	0.0	
Idling Trucks	Default industrial noise	Point		5.9	0.0	
Idling Trucks	Default industrial noise	Point		5.9	0.0	
Idling Trucks	Default industrial noise	Point		5.9	0.0	
Idling Trucks	Default industrial noise	Point		6.0	0.0	
Idling Trucks	Default industrial noise	Point		6.0	0.0	
Idling Trucks	Default industrial noise	Point		6.0	0.0	
Idling Trucks	Default industrial noise	Point		6.1	0.0	
Idling Trucks	Default industrial noise	Point		6.1	0.0	
Idling Trucks	Default industrial noise	Point		6.1	0.0	
Idling Trucks	Default industrial noise	Point		6.1	0.0	
Idling Trucks	Default industrial noise	Point		6.1	0.0	
Idling Trucks	Default industrial noise	Point		6.2	0.0	
Idling Trucks	Default industrial noise	Point		6.2	0.0	
Idling Trucks	Default industrial noise	Point		6.2	0.0	
Idling Trucks	Default industrial noise	Point		6.2	0.0	

		23
--	--	----

Duke Patterson Warehouse
Contribution level - 001 - Duke Patterson Warehouse - LMax:

9

Source	Source group	Source type	Per. lane	Lmax dB(A)	A dB
Idling Trucks	Default industrial noise	Point		6.3	0.0
Idling Trucks	Default industrial noise	Point		6.3	0.0
Idling Trucks	Default industrial noise	Point		6.3	0.0
Idling Trucks	Default industrial noise	Point		6.3	0.0
Idling Trucks	Default industrial noise	Point		6.3	0.0
Idling Trucks	Default industrial noise	Point		6.3	0.0
Idling Trucks	Default industrial noise	Point		6.3	0.0
Idling Trucks	Default industrial noise	Point		6.3	0.0
Idling Trucks	Default industrial noise	Point		6.3	0.0
Idling Trucks	Default industrial noise	Point		6.3	0.0
Idling Trucks	Default industrial noise	Point		6.3	0.0
Idling Trucks	Default industrial noise	Point		6.3	0.0
Idling Trucks	Default industrial noise	Point		6.3	0.0
Idling Trucks	Default industrial noise	Point		6.3	0.0
Idling Trucks	Default industrial noise	Point		6.3	0.0
Idling Trucks	Default industrial noise	Point		6.3	0.0
Idling Trucks	Default industrial noise	Point		6.3	0.0
Idling Trucks	Default industrial noise	Point		6.3	0.0
Idling Trucks	Default industrial noise	Point		6.3	0.0
Idling Trucks	Default industrial noise	Point		6.3	0.0
Idling Trucks	Default industrial noise	Point		6.2	0.0
Idling Trucks	Default industrial noise	Point		6.2	0.0
Idling Trucks	Default industrial noise	Point		6.2	0.0
Idling Trucks	Default industrial noise	Point		6.2	0.0
Idling Trucks	Default industrial noise	Point		6.2	0.0
Idling Trucks	Default industrial noise	Point		6.2	0.0
Idling Trucks	Default industrial noise	Point		6.1	0.0
Idling Trucks	Default industrial noise	Point		6.1	0.0
Idling Trucks	Default industrial noise	Point		6.1	0.0
Idling Trucks	Default industrial noise	Point		6.0	0.0
Idling Trucks	Default industrial noise	Point		6.0	0.0
Idling Trucks	Default industrial noise	Point		6.0	0.0
Idling Trucks	Default industrial noise	Point		6.0	0.0
Idling Trucks	Default industrial noise	Point		6.0	0.0
Idling Trucks	Default industrial noise	Point		5.9	0.0
Idling Trucks	Default industrial noise	Point		5.9	0.0
Idling Trucks	Default industrial noise	Point		5.9	0.0
Idling Trucks	Default industrial noise	Point		34.5	0.0
Idling Trucks	Default industrial noise	Point		34.4	0.0
Idling Trucks	Default industrial noise	Point		34.3	0.0
Idling Trucks	Default industrial noise	Point		34.4	0.0
Idling Trucks	Default industrial noise	Point		34.5	0.0
Idling Trucks	Default industrial noise	Point		34.8	0.0
Idling Trucks	Default industrial noise	Point		35.0	0.0
Idling Trucks	Default industrial noise	Point		35.1	0.0
Idling Trucks	Default industrial noise	Point		35.4	0.0
Idling Trucks	Default industrial noise	Point		35.6	0.0
Idling Trucks	Default industrial noise	Point		35.8	0.0
Idling Trucks	Default industrial noise	Point		35.9	0.0
Idling Trucks	Default industrial noise	Point		36.2	0.0

		24
--	--	----

Duke Patterson Warehouse
Contribution level - 001 - Duke Patterson Warehouse - LMax:

9

Source	Source group	Source type	Per. lane	Lmax dB(A)	A dB
Idling Trucks	Default industrial noise	Point		36.4	0.0
Idling Trucks	Default industrial noise	Point		36.5	0.0
Idling Trucks	Default industrial noise	Point		36.7	0.0
Idling Trucks	Default industrial noise	Point		36.8	0.0
Idling Trucks	Default industrial noise	Point		36.9	0.0
Idling Trucks	Default industrial noise	Point		37.1	0.0
Idling Trucks	Default industrial noise	Point		37.3	0.0
Idling Trucks	Default industrial noise	Point		37.4	0.0
Idling Trucks	Default industrial noise	Point		37.5	0.0
Idling Trucks	Default industrial noise	Point		37.6	0.0
Idling Trucks	Default industrial noise	Point		37.7	0.0
Idling Trucks	Default industrial noise	Point		37.8	0.0
Idling Trucks	Default industrial noise	Point		37.8	0.0
Idling Trucks	Default industrial noise	Point		37.9	0.0
Idling Trucks	Default industrial noise	Point		38.0	0.0
Idling Trucks	Default industrial noise	Point		38.0	0.0
Idling Trucks	Default industrial noise	Point		38.0	0.0
Idling Trucks	Default industrial noise	Point		37.9	0.0
Idling Trucks	Default industrial noise	Point		37.9	0.0
Idling Trucks	Default industrial noise	Point		37.9	0.0
Idling Trucks	Default industrial noise	Point		37.9	0.0
Idling Trucks	Default industrial noise	Point		37.8	0.0
Idling Trucks	Default industrial noise	Point		37.7	0.0
Idling Trucks	Default industrial noise	Point		37.6	0.0
Idling Trucks	Default industrial noise	Point		37.5	0.0
Idling Trucks	Default industrial noise	Point		37.4	0.0
Idling Trucks	Default industrial noise	Point		37.3	0.0
Idling Trucks	Default industrial noise	Point		37.2	0.0
Idling Trucks	Default industrial noise	Point		36.9	0.0
Idling Trucks	Default industrial noise	Point		36.8	0.0
Idling Trucks	Default industrial noise	Point		36.6	0.0
Idling Trucks	Default industrial noise	Point		36.5	0.0
Idling Trucks	Default industrial noise	Point		36.3	0.0
Idling Trucks	Default industrial noise	Point		36.2	0.0
Idling Trucks	Default industrial noise	Point		36.0	0.0
Idling Trucks	Default industrial noise	Point		35.6	0.0
Idling Trucks	Default industrial noise	Point		35.4	0.0
Idling Trucks	Default industrial noise	Point		35.3	0.0
Idling Trucks	Default industrial noise	Point		35.1	0.0
Idling Trucks	Default industrial noise	Point		34.2	0.0
Idling Trucks	Default industrial noise	Point		34.1	0.0
Idling Trucks	Default industrial noise	Point		34.0	0.0
Idling Trucks	Default industrial noise	Point		33.4	0.0
Idling Trucks	Default industrial noise	Point		33.3	0.0
Idling Trucks	Default industrial noise	Point		33.2	0.0
Idling Trucks	Default industrial noise	Point		33.0	0.0

Duke Patterson Warehouse
Contribution level - 001 - Duke Patterson Warehouse - LMax:

9

Source	Source group	Source type	Per. lane	Lmax dB(A)	A dB
Idling Trucks	Default industrial noise	Point		32.9	0.0
Idling Trucks	Default industrial noise	Point		32.8	0.0
Idling Trucks	Default industrial noise	Point		32.7	0.0
Idling Trucks	Default industrial noise	Point		32.7	0.0
Idling Trucks	Default industrial noise	Point		32.7	0.0
Back Up Alarm 1	Default industrial noise	Point		15.2	0.0
Back Up Alarm 2	Default industrial noise	Point		15.3	0.0
Back Up Alarm 3	Default industrial noise	Point		15.3	0.0
Back Up Alarm 4	Default industrial noise	Point		15.3	0.0
Back Up Alarm 5	Default industrial noise	Point		15.4	0.0
Back Up Alarm 6	Default industrial noise	Point		15.4	0.0
Back Up Alarm 7	Default industrial noise	Point		15.4	0.0
Back Up Alarm 8	Default industrial noise	Point		15.4	0.0
Back Up Alarm 9	Default industrial noise	Point		15.5	0.0
Back Up Alarm 10	Default industrial noise	Point		15.5	0.0
Back Up Alarm 11	Default industrial noise	Point		15.5	0.0
Back Up Alarm 12	Default industrial noise	Point		15.5	0.0
Back Up Alarm 13	Default industrial noise	Point		15.5	0.0
Back Up Alarm 14	Default industrial noise	Point		15.6	0.0
Back Up Alarm 15	Default industrial noise	Point		15.6	0.0
Back Up Alarm 16	Default industrial noise	Point		15.6	0.0
Back Up Alarm 17	Default industrial noise	Point		15.6	0.0
Back Up Alarm 18	Default industrial noise	Point		15.6	0.0
Back Up Alarm 19	Default industrial noise	Point		15.6	0.0
Back Up Alarm 20	Default industrial noise	Point		15.6	0.0
Back Up Alarm 21	Default industrial noise	Point		15.7	0.0
Back Up Alarm 22	Default industrial noise	Point		15.7	0.0
Back Up Alarm 23	Default industrial noise	Point		15.7	0.0
Back Up Alarm 24	Default industrial noise	Point		15.7	0.0
Back Up Alarm 25	Default industrial noise	Point		15.7	0.0
Back Up Alarm 26	Default industrial noise	Point		15.7	0.0
Back Up Alarm 27	Default industrial noise	Point		15.7	0.0
Back Up Alarm 28	Default industrial noise	Point		15.7	0.0
Back Up Alarm 29	Default industrial noise	Point		15.7	0.0
Back Up Alarm 30	Default industrial noise	Point		15.7	0.0
Back Up Alarm 31	Default industrial noise	Point		15.6	0.0
Back Up Alarm 32	Default industrial noise	Point		15.6	0.0
Back Up Alarm 33	Default industrial noise	Point		15.6	0.0
Back Up Alarm 34	Default industrial noise	Point		15.6	0.0
Back Up Alarm 35	Default industrial noise	Point		15.6	0.0
Back Up Alarm 36	Default industrial noise	Point		15.6	0.0
Back Up Alarm 37	Default industrial noise	Point		15.6	0.0
Back Up Alarm 38	Default industrial noise	Point		15.5	0.0
Back Up Alarm 39	Default industrial noise	Point		15.5	0.0
Back Up Alarm 40	Default industrial noise	Point		15.5	0.0

Duke Patterson Warehouse
Contribution level - 001 - Duke Patterson Warehouse - LMax:

9

Source	Source group	Source type	Per. lane	Lmax dB(A)	A dB
Back Up Alarm 41	Default industrial noise	Point		15.5	0.0
Back Up Alarm 42	Default industrial noise	Point		15.4	0.0
Back Up Alarm 43	Default industrial noise	Point		15.4	0.0
Back Up Alarm 44	Default industrial noise	Point		15.4	0.0
Back Up Alarm 45	Default industrial noise	Point		15.4	0.0
Back Up Alarm 46	Default industrial noise	Point		15.3	0.0
Back Up Alarm 47	Default industrial noise	Point		15.3	0.0
Back Up Alarm 48	Default industrial noise	Point		15.3	0.0
Back Up Alarm 50	Default industrial noise	Point		45.2	0.0
Back Up Alarm 51	Default industrial noise	Point		45.3	0.0
Back Up Alarm 52	Default industrial noise	Point		44.6	0.0
Back Up Alarm 53	Default industrial noise	Point		44.8	0.0
Back Up Alarm 54	Default industrial noise	Point		44.9	0.0
Back Up Alarm 55	Default industrial noise	Point		45.1	0.0
Back Up Alarm 56	Default industrial noise	Point		45.3	0.0
Back Up Alarm 57	Default industrial noise	Point		45.2	0.0
Back Up Alarm 58	Default industrial noise	Point		45.4	0.0
Back Up Alarm 59	Default industrial noise	Point		45.6	0.0
Back Up Alarm 60	Default industrial noise	Point		45.7	0.0
Back Up Alarm 61	Default industrial noise	Point		45.9	0.0
Back Up Alarm 62	Default industrial noise	Point		46.2	0.0
Back Up Alarm 63	Default industrial noise	Point		46.3	0.0
Back Up Alarm 64	Default industrial noise	Point		46.5	0.0
Back Up Alarm 65	Default industrial noise	Point		46.6	0.0
Back Up Alarm 66	Default industrial noise	Point		46.8	0.0
Back Up Alarm 67	Default industrial noise	Point		46.9	0.0
Back Up Alarm 68	Default industrial noise	Point		47.0	0.0
Back Up Alarm 69	Default industrial noise	Point		47.2	0.0
Back Up Alarm 70	Default industrial noise	Point		47.3	0.0
Back Up Alarm 71	Default industrial noise	Point		47.4	0.0
Back Up Alarm 72	Default industrial noise	Point		47.5	0.0
Back Up Alarm 73	Default industrial noise	Point		47.6	0.0
Back Up Alarm 74	Default industrial noise	Point		47.7	0.0
Back Up Alarm 75	Default industrial noise	Point		47.7	0.0
Back Up Alarm 76	Default industrial noise	Point		47.8	0.0
Back Up Alarm 77	Default industrial noise	Point		47.8	0.0
Back Up Alarm 78	Default industrial noise	Point		47.8	0.0
Back Up Alarm 79	Default industrial noise	Point		47.8	0.0
Back Up Alarm 80	Default industrial noise	Point		47.8	0.0
Back Up Alarm 81	Default industrial noise	Point		48.0	0.0
Back Up Alarm 82	Default industrial noise	Point		47.9	0.0
Back Up Alarm 83	Default industrial noise	Point		47.9	0.0
Back Up Alarm 84	Default industrial noise	Point		47.6	0.0
Back Up Alarm 85	Default industrial noise	Point		47.5	0.0
Back Up Alarm 86	Default industrial noise	Point		47.4	0.0

Duke Patterson Warehouse
Contribution level - 001 - Duke Patterson Warehouse - LMax:

9

Source	Source group	Source type	Per. lane	Lmax dB(A)	A dB	
Back Up Alarm 87	Default industrial noise	Point		47.3	0.0	
Back Up Alarm 88	Default industrial noise	Point		47.2	0.0	
Back Up Alarm 89	Default industrial noise	Point		47.1	0.0	
Back Up Alarm 90	Default industrial noise	Point		46.8	0.0	
Back Up Alarm 91	Default industrial noise	Point		46.7	0.0	
Back Up Alarm 92	Default industrial noise	Point		46.6	0.0	
Back Up Alarm 93	Default industrial noise	Point		46.4	0.0	
Back Up Alarm 94	Default industrial noise	Point		46.3	0.0	
Back Up Alarm 95	Default industrial noise	Point		46.2	0.0	
Back Up Alarm 96	Default industrial noise	Point		46.1	0.0	
Back Up Alarm 97	Default industrial noise	Point		45.8	0.0	
Back Up Alarm 98	Default industrial noise	Point		45.6	0.0	
Back Up Alarm 99	Default industrial noise	Point		45.5	0.0	
Back Up Alarm 100	Default industrial noise	Point		44.2	0.0	
Back Up Alarm 101	Default industrial noise	Point		44.1	0.0	
Back Up Alarm 102	Default industrial noise	Point		43.9	0.0	
Back Up Alarm 103	Default industrial noise	Point		43.8	0.0	
Back Up Alarm 104	Default industrial noise	Point		43.4	0.0	
Back Up Alarm 105	Default industrial noise	Point		42.9	0.0	
Back Up Alarm 106	Default industrial noise	Point		42.7	0.0	
Back Up Alarm 107	Default industrial noise	Point		42.6	0.0	
Back Up Alarm 108	Default industrial noise	Point		42.5	0.0	
Back Up Alarm 109	Default industrial noise	Point		42.6	0.0	
Back Up Alarm 110	Default industrial noise	Point		43.0	0.0	
Back Up Alarm 111	Default industrial noise	Point		42.8	0.0	
Back Up Alarm 112	Default industrial noise	Point		42.6	0.0	
Parking 1: Spaces 30	Default parking lot noise	PLot		24.2	0.0	
Parking 2: Spaces 20	Default parking lot noise	PLot		23.9	0.0	
Parking 3: Spaces 20	Default parking lot noise	PLot		24.3	0.0	
Parking 4: Spaces 20	Default parking lot noise	PLot		24.9	0.0	
Parking 5: Spaces 20	Default parking lot noise	PLot		25.5	0.0	
Parking 6: Spaces 14	Default parking lot noise	PLot		26.1	0.0	
Parking 7: Spaces 15	Default parking lot noise	PLot		34.8	0.0	
Parking 8: Spaces 15	Default parking lot noise	PLot		18.7	0.0	
Parking 9: Spaces 10	Default parking lot noise	PLot		19.3	0.0	
Parking 10: Spaces 10	Default parking lot noise	PLot		19.9	0.0	
Parking 11: Spaces 10	Default parking lot noise	PLot		20.5	0.0	
Parking 12: Spaces 10	Default parking lot noise	PLot		21.2	0.0	
Parking 13: Spaces 8	Default parking lot noise	PLot		21.9	0.0	
Parking 14: Spaces 9	Default parking lot noise	PLot		24.6	0.0	
Parking 15: Spaces 10	Default parking lot noise	PLot		22.9	0.0	
Parking 16: Spaces 9	Default parking lot noise	PLot		22.8	0.0	
Parking 17: Spaces 10	Default parking lot noise	PLot		22.0	0.0	
Parking 18: Spaces 5	Default parking lot noise	PLot		20.1	0.0	
Parking 19: Spaces 6	Default parking lot noise	PLot		24.1	0.0	

Duke Patterson Warehouse
Contribution level - 001 - Duke Patterson Warehouse - LMax:

9

Source	Source group	Source type	Per. lane	Lmax dB(A)	A dB
Parking 20: Spaces 12	Default parking lot noise	PLot		21.8	0.0
Parking 21: Spaces 10	Default parking lot noise	PLot		23.0	0.0
Parking 22: Spaces 5	Default parking lot noise	PLot		23.3	0.0
Parking 23: Spaces 10	Default parking lot noise	PLot		23.9	0.0
Parking 24: Spaces 10	Default parking lot noise	PLot		24.2	0.0
Parking 25: Spaces 14	Default parking lot noise	PLot		23.8	0.0
Parking 26: Spaces 10	Default parking lot noise	PLot		21.7	0.0
Parking 27: Spaces 10	Default parking lot noise	PLot		24.2	0.0
Parking 28: Spaces 20	Default parking lot noise	PLot		23.7	0.0
Parking 29: Spaces 9	Default parking lot noise	PLot		21.8	0.0
Parking 30: Spaces 3	Default parking lot noise	PLot		20.9	0.0
31 Parking: Spaces 10	Default parking lot noise	PLot		23.0	0.0
HVAC 1	Default industrial noise	Point		7.9	0.0
HVAC 1	Default industrial noise	Point		8.6	0.0
HVAC 1	Default industrial noise	Point		8.7	0.0
HVAC 1	Default industrial noise	Point		8.0	0.0
HVAC 1	Default industrial noise	Point		9.3	0.0
HVAC 1	Default industrial noise	Point		10.1	0.0
HVAC 1	Default industrial noise	Point		10.3	0.0
HVAC 1	Default industrial noise	Point		9.4	0.0
HVAC 1	Default industrial noise	Point		11.0	0.0
HVAC 1	Default industrial noise	Point		11.9	0.0
HVAC 1	Default industrial noise	Point		12.3	0.0
HVAC 1	Default industrial noise	Point		11.2	0.0
HVAC 1	Default industrial noise	Point		12.9	0.0
HVAC 1	Default industrial noise	Point		13.4	0.0
HVAC 1	Default industrial noise	Point		8.2	0.0
HVAC 1	Default industrial noise	Point		8.8	0.0
HVAC 1	Default industrial noise	Point		8.9	0.0
HVAC 1	Default industrial noise	Point		8.2	0.0
HVAC 1	Default industrial noise	Point		9.6	0.0
HVAC 1	Default industrial noise	Point		10.5	0.0
HVAC 1	Default industrial noise	Point		10.7	0.0
HVAC 1	Default industrial noise	Point		9.7	0.0
HVAC 1	Default industrial noise	Point		11.5	0.0
HVAC 1	Default industrial noise	Point		12.6	0.0
HVAC 1	Default industrial noise	Point		12.9	0.0
HVAC 1	Default industrial noise	Point		11.7	0.0
HVAC 1	Default industrial noise	Point		13.9	0.0
HVAC 1	Default industrial noise	Point		14.3	0.0
HVAC 1	Default industrial noise	Point		8.3	0.0
HVAC 1	Default industrial noise	Point		9.0	0.0
HVAC 1	Default industrial noise	Point		9.1	0.0
HVAC 1	Default industrial noise	Point		8.4	0.0
HVAC 1	Default industrial noise	Point		9.8	0.0

Duke Patterson Warehouse
Contribution level - 001 - Duke Patterson Warehouse - LMax:

9

Source	Source group	Source type	Er. lane	Lmax dB(A)	A dB	
HVAC 1	Default industrial noise	Point		10.8	0.0	
HVAC 1	Default industrial noise	Point		10.9	0.0	
HVAC 1	Default industrial noise	Point		9.9	0.0	
HVAC 1	Default industrial noise	Point		11.9	0.0	
HVAC 1	Default industrial noise	Point		13.2	0.0	
HVAC 1	Default industrial noise	Point		13.4	0.0	
HVAC 1	Default industrial noise	Point		12.0	0.0	
HVAC 1	Default industrial noise	Point		14.7	0.0	
HVAC 1	Default industrial noise	Point		15.0	0.0	
HVAC 1	Default industrial noise	Point		8.4	0.0	
HVAC 1	Default industrial noise	Point		9.1	0.0	
HVAC 1	Default industrial noise	Point		9.1	0.0	
HVAC 1	Default industrial noise	Point		8.4	0.0	
HVAC 1	Default industrial noise	Point		10.0	0.0	
HVAC 1	Default industrial noise	Point		11.0	0.0	
HVAC 1	Default industrial noise	Point		11.0	0.0	
HVAC 1	Default industrial noise	Point		10.0	0.0	
HVAC 1	Default industrial noise	Point		12.1	0.0	
HVAC 1	Default industrial noise	Point		13.5	0.0	
HVAC 1	Default industrial noise	Point		13.6	0.0	
HVAC 1	Default industrial noise	Point		12.2	0.0	
HVAC 1	Default industrial noise	Point		15.2	0.0	
HVAC 1	Default industrial noise	Point		15.3	0.0	
HVAC 1	Default industrial noise	Point		8.4	0.0	
HVAC 1	Default industrial noise	Point		9.1	0.0	
HVAC 1	Default industrial noise	Point		9.1	0.0	
HVAC 1	Default industrial noise	Point		8.4	0.0	
HVAC 1	Default industrial noise	Point		10.0	0.0	
HVAC 1	Default industrial noise	Point		11.0	0.0	
HVAC 1	Default industrial noise	Point		11.0	0.0	
HVAC 1	Default industrial noise	Point		10.0	0.0	
HVAC 1	Default industrial noise	Point		12.2	0.0	
HVAC 1	Default industrial noise	Point		13.6	0.0	
HVAC 1	Default industrial noise	Point		13.5	0.0	
HVAC 1	Default industrial noise	Point		12.1	0.0	
HVAC 1	Default industrial noise	Point		15.3	0.0	
HVAC 1	Default industrial noise	Point		15.2	0.0	
HVAC 1	Default industrial noise	Point		8.4	0.0	
HVAC 1	Default industrial noise	Point		9.1	0.0	
HVAC 1	Default industrial noise	Point		9.0	0.0	
HVAC 1	Default industrial noise	Point		8.3	0.0	
HVAC 1	Default industrial noise	Point		9.9	0.0	
HVAC 1	Default industrial noise	Point		10.9	0.0	
HVAC 1	Default industrial noise	Point		10.8	0.0	
HVAC 1	Default industrial noise	Point		9.8	0.0	

		30
--	--	----

Duke Patterson Warehouse
Contribution level - 001 - Duke Patterson Warehouse - LMax:

9

Source	Source group	Source type	Per. lane	Lmax dB(A)	A dB	
HVAC 1	Default industrial noise	Point		12.0	0.0	
HVAC 1	Default industrial noise	Point		13.3	0.0	
HVAC 1	Default industrial noise	Point		13.1	0.0	
HVAC 1	Default industrial noise	Point		11.9	0.0	
HVAC 1	Default industrial noise	Point		14.9	0.0	
HVAC 1	Default industrial noise	Point		14.6	0.0	
HVAC 1	Default industrial noise	Point		8.2	0.0	
HVAC 1	Default industrial noise	Point		8.9	0.0	
HVAC 1	Default industrial noise	Point		8.8	0.0	
HVAC 1	Default industrial noise	Point		8.1	0.0	
HVAC 1	Default industrial noise	Point		9.7	0.0	
HVAC 1	Default industrial noise	Point		10.6	0.0	
HVAC 1	Default industrial noise	Point		10.5	0.0	
HVAC 1	Default industrial noise	Point		9.6	0.0	
HVAC 1	Default industrial noise	Point		11.7	0.0	
HVAC 1	Default industrial noise	Point		12.9	0.0	
HVAC 1	Default industrial noise	Point		12.6	0.0	
HVAC 1	Default industrial noise	Point		11.4	0.0	
HVAC 1	Default industrial noise	Point		14.2	0.0	
HVAC 1	Default industrial noise	Point		13.8	0.0	
HVAC 1	Default industrial noise	Point		8.0	0.0	
HVAC 1	Default industrial noise	Point		8.7	0.0	
HVAC 1	Default industrial noise	Point		8.5	0.0	
HVAC 1	Default industrial noise	Point		7.9	0.0	
HVAC 1	Default industrial noise	Point		9.4	0.0	
HVAC 1	Default industrial noise	Point		10.2	0.0	
HVAC 1	Default industrial noise	Point		10.0	0.0	
HVAC 1	Default industrial noise	Point		9.2	0.0	
HVAC 1	Default industrial noise	Point		11.2	0.0	
HVAC 1	Default industrial noise	Point		12.2	0.0	
HVAC 1	Default industrial noise	Point		11.8	0.0	
HVAC 1	Default industrial noise	Point		10.9	0.0	
HVAC 1	Default industrial noise	Point		13.3	0.0	
HVAC 1	Default industrial noise	Point		12.8	0.0	
Trailer Stall 1: Spaces 72	Default parking lot noise	PLot		22.0	0.0	
Trailer Stall 2: Spaces 47	Default parking lot noise	PLot		51.0	0.0	
Trailer Stall 3: Spaces 22	Default parking lot noise	PLot		43.5	0.0	
Back Up Alarm 1	Default industrial noise	Point		19.6	0.0	
Back Up Alarm 1	Default industrial noise	Point		19.6	0.0	
Back Up Alarm 1	Default industrial noise	Point		19.6	0.0	
Back Up Alarm 1	Default industrial noise	Point		19.6	0.0	
Back Up Alarm 1	Default industrial noise	Point		19.6	0.0	
Back Up Alarm 1	Default industrial noise	Point		19.6	0.0	
Back Up Alarm 1	Default industrial noise	Point		19.6	0.0	
Back Up Alarm 1	Default industrial noise	Point		19.6	0.0	

		31
--	--	----

Duke Patterson Warehouse

Contribution level - 001 - Duke Patterson Warehouse - LMax:

9

Source	Source group	Source type	Per. lane	Lmax dB(A)	A dB
Back Up Alarm 1	Default industrial noise	Point		19.6	0.0
Back Up Alarm 1	Default industrial noise	Point		19.7	0.0
Back Up Alarm 1	Default industrial noise	Point		19.7	0.0
Back Up Alarm 1	Default industrial noise	Point		19.7	0.0
Back Up Alarm 1	Default industrial noise	Point		19.7	0.0
Back Up Alarm 1	Default industrial noise	Point		19.7	0.0
Back Up Alarm 1	Default industrial noise	Point		19.7	0.0
Back Up Alarm 1	Default industrial noise	Point		19.7	0.0
Back Up Alarm 1	Default industrial noise	Point		19.7	0.0
Back Up Alarm 1	Default industrial noise	Point		19.7	0.0
Back Up Alarm 1	Default industrial noise	Point		19.7	0.0
Back Up Alarm 1	Default industrial noise	Point		19.7	0.0
Back Up Alarm 1	Default industrial noise	Point		19.7	0.0
Back Up Alarm 1	Default industrial noise	Point		19.7	0.0
Back Up Alarm 1	Default industrial noise	Point		19.7	0.0
Back Up Alarm 1	Default industrial noise	Point		19.7	0.0
Back Up Alarm 1	Default industrial noise	Point		19.7	0.0
Back Up Alarm 1	Default industrial noise	Point		19.7	0.0
Back Up Alarm 1	Default industrial noise	Point		19.7	0.0
Back Up Alarm 1	Default industrial noise	Point		19.7	0.0
Back Up Alarm 1	Default industrial noise	Point		19.7	0.0
Back Up Alarm 1	Default industrial noise	Point		19.7	0.0
Back Up Alarm 1	Default industrial noise	Point		19.7	0.0
Back Up Alarm 1	Default industrial noise	Point		19.7	0.0
Back Up Alarm 1	Default industrial noise	Point		19.7	0.0
Back Up Alarm 1	Default industrial noise	Point		19.7	0.0
Back Up Alarm 1	Default industrial noise	Point		20.6	0.0
Back Up Alarm 1	Default industrial noise	Point		20.5	0.0
Back Up Alarm 1	Default industrial noise	Point		20.5	0.0
Back Up Alarm 1	Default industrial noise	Point		20.5	0.0
Back Up Alarm 1	Default industrial noise	Point		20.5	0.0
Back Up Alarm 1	Default industrial noise	Point		20.5	0.0
Back Up Alarm 1	Default industrial noise	Point		20.5	0.0
Back Up Alarm 1	Default industrial noise	Point		20.5	0.0
Back Up Alarm 1	Default industrial noise	Point		20.5	0.0
Back Up Alarm 1	Default industrial noise	Point		45.2	0.0
Back Up Alarm 1	Default industrial noise	Point		45.3	0.0
Back Up Alarm 1	Default industrial noise	Point		45.0	0.0
Back Up Alarm 1	Default industrial noise	Point		45.1	0.0
Back Up Alarm 1	Default industrial noise	Point		45.3	0.0
Back Up Alarm 1	Default industrial noise	Point		45.4	0.0
Back Up Alarm 1	Default industrial noise	Point		45.6	0.0
Back Up Alarm 1	Default industrial noise	Point		45.8	0.0
Back Up Alarm 1	Default industrial noise	Point		45.9	0.0
Back Up Alarm 1	Default industrial noise	Point		46.1	0.0
Back Up Alarm 1	Default industrial noise	Point		46.2	0.0
Back Up Alarm 1	Default industrial noise	Point		46.4	0.0
Back Up Alarm 1	Default industrial noise	Point		46.5	0.0

Duke Patterson Warehouse
Contribution level - 001 - Duke Patterson Warehouse - LMax:

9

Source	Source group	Source type	Per. lane	Lmax dB(A)	A dB
Back Up Alarm 1	Default industrial noise	Point		46.7	0.0
Back Up Alarm 1	Default industrial noise	Point		46.8	0.0
Back Up Alarm 1	Default industrial noise	Point		47.0	0.0
Back Up Alarm 1	Default industrial noise	Point		47.1	0.0
Back Up Alarm 1	Default industrial noise	Point		47.3	0.0
Back Up Alarm 1	Default industrial noise	Point		47.4	0.0
Back Up Alarm 1	Default industrial noise	Point		47.6	0.0
Back Up Alarm 1	Default industrial noise	Point		47.7	0.0
Back Up Alarm 1	Default industrial noise	Point		47.9	0.0
Back Up Alarm 1	Default industrial noise	Point		48.0	0.0
Back Up Alarm 1	Default industrial noise	Point		48.1	0.0
Back Up Alarm 1	Default industrial noise	Point		48.3	0.0
Back Up Alarm 1	Default industrial noise	Point		48.4	0.0
Back Up Alarm 1	Default industrial noise	Point		48.4	0.0
Back Up Alarm 1	Default industrial noise	Point		48.5	0.0
Back Up Alarm 1	Default industrial noise	Point		48.6	0.0
Back Up Alarm 1	Default industrial noise	Point		48.6	0.0
Back Up Alarm 1	Default industrial noise	Point		48.6	0.0
Back Up Alarm 1	Default industrial noise	Point		48.6	0.0
Back Up Alarm 1	Default industrial noise	Point		48.5	0.0
Back Up Alarm 1	Default industrial noise	Point		48.5	0.0
Back Up Alarm 1	Default industrial noise	Point		48.4	0.0
Back Up Alarm 1	Default industrial noise	Point		48.3	0.0
Back Up Alarm 1	Default industrial noise	Point		48.2	0.0
Back Up Alarm 1	Default industrial noise	Point		48.1	0.0
Back Up Alarm 1	Default industrial noise	Point		47.9	0.0
Back Up Alarm 1	Default industrial noise	Point		47.8	0.0
Back Up Alarm 1	Default industrial noise	Point		47.9	0.0
Back Up Alarm 1	Default industrial noise	Point		47.7	0.0
Back Up Alarm 1	Default industrial noise	Point		48.1	0.0
Back Up Alarm 1	Default industrial noise	Point		48.0	0.0
Back Up Alarm 1	Default industrial noise	Point		47.9	0.0
Back Up Alarm 1	Default industrial noise	Point		48.6	0.0
Back Up Alarm 1	Default industrial noise	Point		48.7	0.0
Back Up Alarm 1	Default industrial noise	Point		40.5	0.0
Back Up Alarm 1	Default industrial noise	Point		41.7	0.0
Back Up Alarm 1	Default industrial noise	Point		42.4	0.0
Back Up Alarm 1	Default industrial noise	Point		43.0	0.0
Back Up Alarm 1	Default industrial noise	Point		43.2	0.0
Back Up Alarm 1	Default industrial noise	Point		43.5	0.0
Back Up Alarm 1	Default industrial noise	Point		43.9	0.0
Back Up Alarm 1	Default industrial noise	Point		43.5	0.0
Back Up Alarm 1	Default industrial noise	Point		43.5	0.0
Back Up Alarm 1	Default industrial noise	Point		43.4	0.0
Back Up Alarm 1	Default industrial noise	Point		43.5	0.0

Duke Patterson Warehouse
Contribution level - 001 - Duke Patterson Warehouse - LMax:

9

Source	Source group	Source type	Per. lane	Lmax dB(A)	A dB
Idling Trucks	Default industrial noise	Point		4.1	0.0
Idling Trucks	Default industrial noise	Point		28.9	0.0
Idling Trucks	Default industrial noise	Point		28.7	0.0
Idling Trucks	Default industrial noise	Point		28.5	0.0
Idling Trucks	Default industrial noise	Point		28.6	0.0
Idling Trucks	Default industrial noise	Point		28.6	0.0
Idling Trucks	Default industrial noise	Point		28.8	0.0
Idling Trucks	Default industrial noise	Point		28.9	0.0
Idling Trucks	Default industrial noise	Point		29.0	0.0
Idling Trucks	Default industrial noise	Point		29.1	0.0
Idling Trucks	Default industrial noise	Point		29.3	0.0
Idling Trucks	Default industrial noise	Point		29.4	0.0
Idling Trucks	Default industrial noise	Point		29.5	0.0
Idling Trucks	Default industrial noise	Point		29.7	0.0
Idling Trucks	Default industrial noise	Point		29.8	0.0
Idling Trucks	Default industrial noise	Point		30.0	0.0
Idling Trucks	Default industrial noise	Point		30.1	0.0
Idling Trucks	Default industrial noise	Point		30.2	0.0
Idling Trucks	Default industrial noise	Point		30.3	0.0
Idling Trucks	Default industrial noise	Point		30.4	0.0
Idling Trucks	Default industrial noise	Point		30.6	0.0
Idling Trucks	Default industrial noise	Point		30.7	0.0
Idling Trucks	Default industrial noise	Point		30.8	0.0
Idling Trucks	Default industrial noise	Point		30.9	0.0
Idling Trucks	Default industrial noise	Point		31.0	0.0
Idling Trucks	Default industrial noise	Point		31.1	0.0
Idling Trucks	Default industrial noise	Point		31.2	0.0
Idling Trucks	Default industrial noise	Point		31.4	0.0
Idling Trucks	Default industrial noise	Point		31.5	0.0
Idling Trucks	Default industrial noise	Point		31.6	0.0
Idling Trucks	Default industrial noise	Point		31.7	0.0
Idling Trucks	Default industrial noise	Point		31.8	0.0
Idling Trucks	Default industrial noise	Point		31.8	0.0
Idling Trucks	Default industrial noise	Point		31.9	0.0
Idling Trucks	Default industrial noise	Point		32.1	0.0
Idling Trucks	Default industrial noise	Point		32.2	0.0
Idling Trucks	Default industrial noise	Point		32.2	0.0
Idling Trucks	Default industrial noise	Point		32.3	0.0
Idling Trucks	Default industrial noise	Point		32.4	0.0
Idling Trucks	Default industrial noise	Point		32.3	0.0
Idling Trucks	Default industrial noise	Point		32.4	0.0
Idling Trucks	Default industrial noise	Point		32.3	0.0
Idling Trucks	Default industrial noise	Point		32.3	0.0
Idling Trucks	Default industrial noise	Point		32.4	0.0
Idling Trucks	Default industrial noise	Point		32.5	0.0

Duke Patterson Warehouse
Contribution level - 001 - Duke Patterson Warehouse - LMax:

9

Source	Source group	Source type	Per. lane	Lmax dB(A)	A dB
Idling Trucks	Default industrial noise	Point		32.5	0.0
Idling Trucks	Default industrial noise	Point		32.5	0.0
Idling Trucks	Default industrial noise	Point		32.5	0.0
Idling Trucks	Default industrial noise	Point		32.5	0.0
Idling Trucks	Default industrial noise	Point		32.5	0.0
Idling Trucks	Default industrial noise	Point		32.0	0.0
Idling Trucks	Default industrial noise	Point		32.7	0.0
Idling Trucks	Default industrial noise	Point		32.7	0.0
Idling Trucks	Default industrial noise	Point		32.8	0.0
Idling Trucks	Default industrial noise	Point		32.8	0.0
Idling Trucks	Default industrial noise	Point		32.7	0.0
Idling Trucks	Default industrial noise	Point		32.7	0.0
Idling Trucks	Default industrial noise	Point		32.6	0.0
Idling Trucks	Default industrial noise	Point		32.6	0.0
Idling Trucks	Default industrial noise	Point		32.6	0.0
Idling Trucks	Default industrial noise	Point		32.5	0.0
Idling Trucks	Default industrial noise	Point		32.5	0.0
Idling Trucks	Default industrial noise	Point		32.4	0.0
Idling Trucks	Default industrial noise	Point		32.3	0.0
Back Up Alarm 1	Default industrial noise	Point		12.8	0.0
Back Up Alarm 2	Default industrial noise	Point		12.8	0.0
Back Up Alarm 3	Default industrial noise	Point		12.9	0.0
Back Up Alarm 4	Default industrial noise	Point		12.9	0.0
Back Up Alarm 5	Default industrial noise	Point		12.9	0.0
Back Up Alarm 6	Default industrial noise	Point		12.9	0.0
Back Up Alarm 7	Default industrial noise	Point		13.0	0.0
Back Up Alarm 8	Default industrial noise	Point		13.0	0.0
Back Up Alarm 9	Default industrial noise	Point		13.0	0.0
Back Up Alarm 10	Default industrial noise	Point		13.0	0.0
Back Up Alarm 11	Default industrial noise	Point		13.0	0.0
Back Up Alarm 12	Default industrial noise	Point		13.1	0.0
Back Up Alarm 13	Default industrial noise	Point		13.1	0.0
Back Up Alarm 14	Default industrial noise	Point		13.1	0.0
Back Up Alarm 15	Default industrial noise	Point		13.1	0.0
Back Up Alarm 16	Default industrial noise	Point		13.2	0.0
Back Up Alarm 17	Default industrial noise	Point		13.2	0.0
Back Up Alarm 18	Default industrial noise	Point		13.2	0.0
Back Up Alarm 19	Default industrial noise	Point		13.2	0.0
Back Up Alarm 20	Default industrial noise	Point		13.2	0.0
Back Up Alarm 21	Default industrial noise	Point		13.3	0.0
Back Up Alarm 22	Default industrial noise	Point		13.3	0.0
Back Up Alarm 23	Default industrial noise	Point		13.3	0.0
Back Up Alarm 24	Default industrial noise	Point		13.3	0.0
Back Up Alarm 25	Default industrial noise	Point		13.3	0.0
Back Up Alarm 26	Default industrial noise	Point		13.3	0.0

Duke Patterson Warehouse
Contribution level - 001 - Duke Patterson Warehouse - LMax:

9

Source	Source group	Source type	Per. lane	Lmax dB(A)	A dB
Back Up Alarm 27	Default industrial noise	Point		13.3	0.0
Back Up Alarm 28	Default industrial noise	Point		13.4	0.0
Back Up Alarm 29	Default industrial noise	Point		13.4	0.0
Back Up Alarm 30	Default industrial noise	Point		13.4	0.0
Back Up Alarm 31	Default industrial noise	Point		13.4	0.0
Back Up Alarm 32	Default industrial noise	Point		13.4	0.0
Back Up Alarm 33	Default industrial noise	Point		13.4	0.0
Back Up Alarm 34	Default industrial noise	Point		13.4	0.0
Back Up Alarm 35	Default industrial noise	Point		13.4	0.0
Back Up Alarm 36	Default industrial noise	Point		13.5	0.0
Back Up Alarm 37	Default industrial noise	Point		13.5	0.0
Back Up Alarm 38	Default industrial noise	Point		13.5	0.0
Back Up Alarm 39	Default industrial noise	Point		13.5	0.0
Back Up Alarm 40	Default industrial noise	Point		13.5	0.0
Back Up Alarm 41	Default industrial noise	Point		13.5	0.0
Back Up Alarm 42	Default industrial noise	Point		13.5	0.0
Back Up Alarm 43	Default industrial noise	Point		13.5	0.0
Back Up Alarm 44	Default industrial noise	Point		13.5	0.0
Back Up Alarm 45	Default industrial noise	Point		13.5	0.0
Back Up Alarm 46	Default industrial noise	Point		13.5	0.0
Back Up Alarm 47	Default industrial noise	Point		13.5	0.0
Back Up Alarm 48	Default industrial noise	Point		13.5	0.0
Back Up Alarm 50	Default industrial noise	Point		39.1	0.0
Back Up Alarm 51	Default industrial noise	Point		39.1	0.0
Back Up Alarm 52	Default industrial noise	Point		38.2	0.0
Back Up Alarm 53	Default industrial noise	Point		38.3	0.0
Back Up Alarm 54	Default industrial noise	Point		38.4	0.0
Back Up Alarm 55	Default industrial noise	Point		38.4	0.0
Back Up Alarm 56	Default industrial noise	Point		38.6	0.0
Back Up Alarm 57	Default industrial noise	Point		38.7	0.0
Back Up Alarm 58	Default industrial noise	Point		38.8	0.0
Back Up Alarm 59	Default industrial noise	Point		39.0	0.0
Back Up Alarm 60	Default industrial noise	Point		39.1	0.0
Back Up Alarm 61	Default industrial noise	Point		39.2	0.0
Back Up Alarm 62	Default industrial noise	Point		39.4	0.0
Back Up Alarm 63	Default industrial noise	Point		39.6	0.0
Back Up Alarm 64	Default industrial noise	Point		39.7	0.0
Back Up Alarm 65	Default industrial noise	Point		39.8	0.0
Back Up Alarm 66	Default industrial noise	Point		39.9	0.0
Back Up Alarm 67	Default industrial noise	Point		40.0	0.0
Back Up Alarm 68	Default industrial noise	Point		40.1	0.0
Back Up Alarm 69	Default industrial noise	Point		40.3	0.0
Back Up Alarm 70	Default industrial noise	Point		40.5	0.0
Back Up Alarm 71	Default industrial noise	Point		40.6	0.0
Back Up Alarm 72	Default industrial noise	Point		40.7	0.0

Duke Patterson Warehouse
Contribution level - 001 - Duke Patterson Warehouse - LMax:

9

Source	Source group	Source type	Per. lane	Lmax dB(A)	A dB	
Back Up Alarm 73	Default industrial noise	Point		40.8	0.0	
Back Up Alarm 74	Default industrial noise	Point		40.9	0.0	
Back Up Alarm 75	Default industrial noise	Point		41.0	0.0	
Back Up Alarm 76	Default industrial noise	Point		41.2	0.0	
Back Up Alarm 77	Default industrial noise	Point		41.3	0.0	
Back Up Alarm 78	Default industrial noise	Point		41.4	0.0	
Back Up Alarm 79	Default industrial noise	Point		41.4	0.0	
Back Up Alarm 80	Default industrial noise	Point		41.5	0.0	
Back Up Alarm 81	Default industrial noise	Point		41.6	0.0	
Back Up Alarm 82	Default industrial noise	Point		41.7	0.0	
Back Up Alarm 83	Default industrial noise	Point		41.9	0.0	
Back Up Alarm 84	Default industrial noise	Point		41.9	0.0	
Back Up Alarm 85	Default industrial noise	Point		42.0	0.0	
Back Up Alarm 86	Default industrial noise	Point		42.1	0.0	
Back Up Alarm 87	Default industrial noise	Point		42.1	0.0	
Back Up Alarm 88	Default industrial noise	Point		42.2	0.0	
Back Up Alarm 89	Default industrial noise	Point		42.2	0.0	
Back Up Alarm 90	Default industrial noise	Point		41.9	0.0	
Back Up Alarm 91	Default industrial noise	Point		42.0	0.0	
Back Up Alarm 92	Default industrial noise	Point		42.1	0.0	
Back Up Alarm 93	Default industrial noise	Point		42.1	0.0	
Back Up Alarm 94	Default industrial noise	Point		42.4	0.0	
Back Up Alarm 95	Default industrial noise	Point		42.4	0.0	
Back Up Alarm 96	Default industrial noise	Point		42.2	0.0	
Back Up Alarm 97	Default industrial noise	Point		42.2	0.0	
Back Up Alarm 98	Default industrial noise	Point		42.2	0.0	
Back Up Alarm 99	Default industrial noise	Point		41.5	0.0	
Back Up Alarm 100	Default industrial noise	Point		42.6	0.0	
Back Up Alarm 101	Default industrial noise	Point		42.5	0.0	
Back Up Alarm 102	Default industrial noise	Point		42.6	0.0	
Back Up Alarm 103	Default industrial noise	Point		42.6	0.0	
Back Up Alarm 104	Default industrial noise	Point		42.5	0.0	
Back Up Alarm 105	Default industrial noise	Point		42.5	0.0	
Back Up Alarm 106	Default industrial noise	Point		42.4	0.0	
Back Up Alarm 107	Default industrial noise	Point		42.4	0.0	
Back Up Alarm 108	Default industrial noise	Point		42.4	0.0	
Back Up Alarm 109	Default industrial noise	Point		42.3	0.0	
Back Up Alarm 110	Default industrial noise	Point		42.3	0.0	
Back Up Alarm 111	Default industrial noise	Point		42.2	0.0	
Back Up Alarm 112	Default industrial noise	Point		42.4	0.0	
Parking 1: Spaces 30	Default parking lot noise	PLot		22.8	0.0	
Parking 2: Spaces 20	Default parking lot noise	PLot		22.1	0.0	
Parking 3: Spaces 20	Default parking lot noise	PLot		22.3	0.0	
Parking 4: Spaces 20	Default parking lot noise	PLot		22.5	0.0	
Parking 5: Spaces 20	Default parking lot noise	PLot		22.9	0.0	

Duke Patterson Warehouse
Contribution level - 001 - Duke Patterson Warehouse - LMax:

9

Source	Source group	Source type	Per. lane	Lmax dB(A)	A dB
Parking 6: Spaces 14	Default parking lot noise	PLot		23.3	0.0
Parking 7: Spaces 15	Default parking lot noise	PLot		31.0	0.0
Parking 8: Spaces 15	Default parking lot noise	PLot		16.2	0.0
Parking 9: Spaces 10	Default parking lot noise	PLot		16.4	0.0
Parking 10: Spaces 10	Default parking lot noise	PLot		16.7	0.0
Parking 11: Spaces 10	Default parking lot noise	PLot		17.2	0.0
Parking 12: Spaces 10	Default parking lot noise	PLot		17.6	0.0
Parking 13: Spaces 8	Default parking lot noise	PLot		18.1	0.0
Parking 14: Spaces 9	Default parking lot noise	PLot		20.5	0.0
Parking 15: Spaces 10	Default parking lot noise	PLot		22.2	0.0
Parking 16: Spaces 9	Default parking lot noise	PLot		22.6	0.0
Parking 17: Spaces 10	Default parking lot noise	PLot		21.6	0.0
Parking 18: Spaces 5	Default parking lot noise	PLot		19.2	0.0
Parking 19: Spaces 6	Default parking lot noise	PLot		24.1	0.0
Parking 20: Spaces 12	Default parking lot noise	PLot		23.7	0.0
Parking 21: Spaces 10	Default parking lot noise	PLot		22.5	0.0
Parking 22: Spaces 5	Default parking lot noise	PLot		21.7	0.0
Parking 23: Spaces 10	Default parking lot noise	PLot		24.0	0.0
Parking 24: Spaces 10	Default parking lot noise	PLot		24.3	0.0
Parking 25: Spaces 14	Default parking lot noise	PLot		23.7	0.0
Parking 26: Spaces 10	Default parking lot noise	PLot		20.8	0.0
Parking 27: Spaces 10	Default parking lot noise	PLot		23.2	0.0
Parking 28: Spaces 20	Default parking lot noise	PLot		22.2	0.0
Parking 29: Spaces 9	Default parking lot noise	PLot		20.4	0.0
Parking 30: Spaces 3	Default parking lot noise	PLot		20.8	0.0
31 Parking: Spaces 10	Default parking lot noise	PLot		24.3	0.0
HVAC 1	Default industrial noise	Point		7.1	0.0
HVAC 1	Default industrial noise	Point		7.8	0.0
HVAC 1	Default industrial noise	Point		7.9	0.0
HVAC 1	Default industrial noise	Point		7.1	0.0
HVAC 1	Default industrial noise	Point		8.5	0.0
HVAC 1	Default industrial noise	Point		9.3	0.0
HVAC 1	Default industrial noise	Point		9.4	0.0
HVAC 1	Default industrial noise	Point		8.6	0.0
HVAC 1	Default industrial noise	Point		10.2	0.0
HVAC 1	Default industrial noise	Point		11.1	0.0
HVAC 1	Default industrial noise	Point		11.2	0.0
HVAC 1	Default industrial noise	Point		10.2	0.0
HVAC 1	Default industrial noise	Point		12.0	0.0
HVAC 1	Default industrial noise	Point		12.2	0.0
HVAC 1	Default industrial noise	Point		7.2	0.0
HVAC 1	Default industrial noise	Point		7.9	0.0
HVAC 1	Default industrial noise	Point		7.9	0.0
HVAC 1	Default industrial noise	Point		7.1	0.0
HVAC 1	Default industrial noise	Point		8.6	0.0

Duke Patterson Warehouse
Contribution level - 001 - Duke Patterson Warehouse - LMax:

9

Source	Source group	Source type	Er. lane	Lmax dB(A)	A dB	
HVAC 1	Default industrial noise	Point		9.4	0.0	
HVAC 1	Default industrial noise	Point		9.4	0.0	
HVAC 1	Default industrial noise	Point		8.6	0.0	
HVAC 1	Default industrial noise	Point		10.3	0.0	
HVAC 1	Default industrial noise	Point		11.2	0.0	
HVAC 1	Default industrial noise	Point		11.2	0.0	
HVAC 1	Default industrial noise	Point		10.3	0.0	
HVAC 1	Default industrial noise	Point		12.2	0.0	
HVAC 1	Default industrial noise	Point		12.2	0.0	
HVAC 1	Default industrial noise	Point		7.1	0.0	
HVAC 1	Default industrial noise	Point		7.8	0.0	
HVAC 1	Default industrial noise	Point		7.8	0.0	
HVAC 1	Default industrial noise	Point		7.1	0.0	
HVAC 1	Default industrial noise	Point		8.6	0.0	
HVAC 1	Default industrial noise	Point		9.4	0.0	
HVAC 1	Default industrial noise	Point		9.3	0.0	
HVAC 1	Default industrial noise	Point		8.5	0.0	
HVAC 1	Default industrial noise	Point		10.2	0.0	
HVAC 1	Default industrial noise	Point		11.2	0.0	
HVAC 1	Default industrial noise	Point		11.0	0.0	
HVAC 1	Default industrial noise	Point		10.1	0.0	
HVAC 1	Default industrial noise	Point		12.1	0.0	
HVAC 1	Default industrial noise	Point		12.0	0.0	
HVAC 1	Default industrial noise	Point		7.0	0.0	
HVAC 1	Default industrial noise	Point		7.7	0.0	
HVAC 1	Default industrial noise	Point		7.6	0.0	
HVAC 1	Default industrial noise	Point		6.9	0.0	
HVAC 1	Default industrial noise	Point		8.4	0.0	
HVAC 1	Default industrial noise	Point		9.2	0.0	
HVAC 1	Default industrial noise	Point		9.0	0.0	
HVAC 1	Default industrial noise	Point		8.3	0.0	
HVAC 1	Default industrial noise	Point		10.0	0.0	
HVAC 1	Default industrial noise	Point		10.9	0.0	
HVAC 1	Default industrial noise	Point		10.7	0.0	
HVAC 1	Default industrial noise	Point		9.8	0.0	
HVAC 1	Default industrial noise	Point		11.8	0.0	
HVAC 1	Default industrial noise	Point		11.5	0.0	
HVAC 1	Default industrial noise	Point		6.7	0.0	
HVAC 1	Default industrial noise	Point		7.4	0.0	
HVAC 1	Default industrial noise	Point		7.2	0.0	
HVAC 1	Default industrial noise	Point		6.6	0.0	
HVAC 1	Default industrial noise	Point		8.1	0.0	
HVAC 1	Default industrial noise	Point		8.8	0.0	
HVAC 1	Default industrial noise	Point		8.6	0.0	
HVAC 1	Default industrial noise	Point		7.9	0.0	

		41
--	--	----

Duke Patterson Warehouse
Contribution level - 001 - Duke Patterson Warehouse - LMax:

9

Source	Source group	Source type	Er. lane	Lmax dB(A)	A dB	
HVAC 1	Default industrial noise	Point		9.6	0.0	
HVAC 1	Default industrial noise	Point		10.4	0.0	
HVAC 1	Default industrial noise	Point		10.1	0.0	
HVAC 1	Default industrial noise	Point		9.4	0.0	
HVAC 1	Default industrial noise	Point		11.2	0.0	
HVAC 1	Default industrial noise	Point		10.9	0.0	
HVAC 1	Default industrial noise	Point		6.4	0.0	
HVAC 1	Default industrial noise	Point		7.1	0.0	
HVAC 1	Default industrial noise	Point		6.9	0.0	
HVAC 1	Default industrial noise	Point		6.3	0.0	
HVAC 1	Default industrial noise	Point		7.7	0.0	
HVAC 1	Default industrial noise	Point		8.4	0.0	
HVAC 1	Default industrial noise	Point		8.1	0.0	
HVAC 1	Default industrial noise	Point		7.5	0.0	
HVAC 1	Default industrial noise	Point		9.1	0.0	
HVAC 1	Default industrial noise	Point		9.8	0.0	
HVAC 1	Default industrial noise	Point		9.5	0.0	
HVAC 1	Default industrial noise	Point		8.8	0.0	
HVAC 1	Default industrial noise	Point		10.5	0.0	
HVAC 1	Default industrial noise	Point		10.2	0.0	
HVAC 1	Default industrial noise	Point		6.1	0.0	
HVAC 1	Default industrial noise	Point		6.6	0.0	
HVAC 1	Default industrial noise	Point		6.4	0.0	
HVAC 1	Default industrial noise	Point		5.8	0.0	
HVAC 1	Default industrial noise	Point		7.2	0.0	
HVAC 1	Default industrial noise	Point		7.9	0.0	
HVAC 1	Default industrial noise	Point		7.6	0.0	
HVAC 1	Default industrial noise	Point		7.0	0.0	
HVAC 1	Default industrial noise	Point		8.5	0.0	
HVAC 1	Default industrial noise	Point		9.2	0.0	
HVAC 1	Default industrial noise	Point		8.8	0.0	
HVAC 1	Default industrial noise	Point		8.2	0.0	
HVAC 1	Default industrial noise	Point		9.8	0.0	
HVAC 1	Default industrial noise	Point		9.4	0.0	
HVAC 1	Default industrial noise	Point		5.6	0.0	
HVAC 1	Default industrial noise	Point		6.2	0.0	
HVAC 1	Default industrial noise	Point		5.9	0.0	
HVAC 1	Default industrial noise	Point		5.4	0.0	
HVAC 1	Default industrial noise	Point		6.7	0.0	
HVAC 1	Default industrial noise	Point		7.3	0.0	
HVAC 1	Default industrial noise	Point		7.0	0.0	
HVAC 1	Default industrial noise	Point		6.4	0.0	
HVAC 1	Default industrial noise	Point		7.8	0.0	
HVAC 1	Default industrial noise	Point		8.4	0.0	
HVAC 1	Default industrial noise	Point		8.0	0.0	

Duke Patterson Warehouse
Contribution level - 001 - Duke Patterson Warehouse - LMax:

Source	Source group	Source type	Per. lane	Lmax dB(A)	A dB
HVAC 1	Default industrial noise	Point		7.5	0.0
HVAC 1	Default industrial noise	Point		9.0	0.0
HVAC 1	Default industrial noise	Point		8.5	0.0
Trailer Stall 1: Spaces 72	Default parking lot noise	PLot		22.7	0.0
Trailer Stall 2: Spaces 47	Default parking lot noise	PLot		40.3	0.0
Trailer Stall 3: Spaces 22	Default parking lot noise	PLot		44.0	0.0
Back Up Alarm 1	Default industrial noise	Point		19.3	0.0
Back Up Alarm 1	Default industrial noise	Point		19.3	0.0
Back Up Alarm 1	Default industrial noise	Point		19.3	0.0
Back Up Alarm 1	Default industrial noise	Point		19.3	0.0
Back Up Alarm 1	Default industrial noise	Point		19.3	0.0
Back Up Alarm 1	Default industrial noise	Point		19.3	0.0
Back Up Alarm 1	Default industrial noise	Point		19.3	0.0
Back Up Alarm 1	Default industrial noise	Point		19.3	0.0
Back Up Alarm 1	Default industrial noise	Point		19.3	0.0
Back Up Alarm 1	Default industrial noise	Point		19.3	0.0
Back Up Alarm 1	Default industrial noise	Point		19.3	0.0
Back Up Alarm 1	Default industrial noise	Point		19.3	0.0
Back Up Alarm 1	Default industrial noise	Point		19.3	0.0
Back Up Alarm 1	Default industrial noise	Point		19.3	0.0
Back Up Alarm 1	Default industrial noise	Point		19.3	0.0
Back Up Alarm 1	Default industrial noise	Point		19.3	0.0
Back Up Alarm 1	Default industrial noise	Point		19.2	0.0
Back Up Alarm 1	Default industrial noise	Point		19.2	0.0
Back Up Alarm 1	Default industrial noise	Point		19.2	0.0
Back Up Alarm 1	Default industrial noise	Point		19.2	0.0
Back Up Alarm 1	Default industrial noise	Point		19.2	0.0
Back Up Alarm 1	Default industrial noise	Point		19.2	0.0
Back Up Alarm 1	Default industrial noise	Point		19.2	0.0
Back Up Alarm 1	Default industrial noise	Point		19.2	0.0
Back Up Alarm 1	Default industrial noise	Point		19.2	0.0
Back Up Alarm 1	Default industrial noise	Point		19.2	0.0
Back Up Alarm 1	Default industrial noise	Point		19.2	0.0
Back Up Alarm 1	Default industrial noise	Point		19.2	0.0
Back Up Alarm 1	Default industrial noise	Point		19.2	0.0
Back Up Alarm 1	Default industrial noise	Point		19.2	0.0
Back Up Alarm 1	Default industrial noise	Point		19.2	0.0
Back Up Alarm 1	Default industrial noise	Point		19.2	0.0
Back Up Alarm 1	Default industrial noise	Point		20.3	0.0
Back Up Alarm 1	Default industrial noise	Point		20.3	0.0
Back Up Alarm 1	Default industrial noise	Point		20.3	0.0
Back Up Alarm 1	Default industrial noise	Point		20.3	0.0
Back Up Alarm 1	Default industrial noise	Point		20.3	0.0
Back Up Alarm 1	Default industrial noise	Point		20.3	0.0
Back Up Alarm 1	Default industrial noise	Point		20.3	0.0
Back Up Alarm 1	Default industrial noise	Point		20.3	0.0
Back Up Alarm 1	Default industrial noise	Point		20.3	0.0
Back Up Alarm 1	Default industrial noise	Point		20.3	0.0
Back Up Alarm 1	Default industrial noise	Point		20.3	0.0
Back Up Alarm 1	Default industrial noise	Point		20.3	0.0

Duke Patterson Warehouse
Contribution level - 001 - Duke Patterson Warehouse - LMax:

9

Source	Source group	Source type	Er. lane	Lmax dB(A)	A dB	
Back Up Alarm 1	Default industrial noise	Point		20.3	0.0	
Back Up Alarm 1	Default industrial noise	Point		38.5	0.0	
Back Up Alarm 1	Default industrial noise	Point		38.5	0.0	
Back Up Alarm 1	Default industrial noise	Point		38.1	0.0	
Back Up Alarm 1	Default industrial noise	Point		38.2	0.0	
Back Up Alarm 1	Default industrial noise	Point		38.3	0.0	
Back Up Alarm 1	Default industrial noise	Point		38.3	0.0	
Back Up Alarm 1	Default industrial noise	Point		38.4	0.0	
Back Up Alarm 1	Default industrial noise	Point		38.5	0.0	
Back Up Alarm 1	Default industrial noise	Point		38.6	0.0	
Back Up Alarm 1	Default industrial noise	Point		38.7	0.0	
Back Up Alarm 1	Default industrial noise	Point		38.8	0.0	
Back Up Alarm 1	Default industrial noise	Point		38.9	0.0	
Back Up Alarm 1	Default industrial noise	Point		39.0	0.0	
Back Up Alarm 1	Default industrial noise	Point		39.0	0.0	
Back Up Alarm 1	Default industrial noise	Point		39.6	0.0	
Back Up Alarm 1	Default industrial noise	Point		39.7	0.0	
Back Up Alarm 1	Default industrial noise	Point		39.8	0.0	
Back Up Alarm 1	Default industrial noise	Point		39.9	0.0	
Back Up Alarm 1	Default industrial noise	Point		40.0	0.0	
Back Up Alarm 1	Default industrial noise	Point		40.0	0.0	
Back Up Alarm 1	Default industrial noise	Point		40.1	0.0	
Back Up Alarm 1	Default industrial noise	Point		40.2	0.0	
Back Up Alarm 1	Default industrial noise	Point		40.3	0.0	
Back Up Alarm 1	Default industrial noise	Point		40.3	0.0	
Back Up Alarm 1	Default industrial noise	Point		40.4	0.0	
Back Up Alarm 1	Default industrial noise	Point		40.5	0.0	
Back Up Alarm 1	Default industrial noise	Point		40.6	0.0	
Back Up Alarm 1	Default industrial noise	Point		40.6	0.0	
Back Up Alarm 1	Default industrial noise	Point		40.7	0.0	
Back Up Alarm 1	Default industrial noise	Point		40.8	0.0	
Back Up Alarm 1	Default industrial noise	Point		40.8	0.0	
Back Up Alarm 1	Default industrial noise	Point		40.9	0.0	
Back Up Alarm 1	Default industrial noise	Point		41.0	0.0	
Back Up Alarm 1	Default industrial noise	Point		41.0	0.0	
Back Up Alarm 1	Default industrial noise	Point		41.1	0.0	
Back Up Alarm 1	Default industrial noise	Point		41.1	0.0	
Back Up Alarm 1	Default industrial noise	Point		41.2	0.0	
Back Up Alarm 1	Default industrial noise	Point		41.3	0.0	
Back Up Alarm 1	Default industrial noise	Point		41.3	0.0	
Back Up Alarm 1	Default industrial noise	Point		41.4	0.0	
Back Up Alarm 1	Default industrial noise	Point		41.4	0.0	
Back Up Alarm 1	Default industrial noise	Point		41.5	0.0	
Back Up Alarm 1	Default industrial noise	Point		41.5	0.0	
Back Up Alarm 1	Default industrial noise	Point		41.5	0.0	

		44
--	--	----

Duke Patterson Warehouse
Contribution level - 001 - Duke Patterson Warehouse - LMax:

9

Source	Source group	Source type	Er. lane	Lmax dB(A)	A dB	
Back Up Alarm 1	Default industrial noise	Point		22.0	0.0	
Back Up Alarm 1	Default industrial noise	Point		22.0	0.0	
Back Up Alarm 1	Default industrial noise	Point		22.0	0.0	
Back Up Alarm 1	Default industrial noise	Point		22.0	0.0	
Back Up Alarm 1	Default industrial noise	Point		22.0	0.0	
Back Up Alarm 1	Default industrial noise	Point		22.0	0.0	
Back Up Alarm 1	Default industrial noise	Point		22.0	0.0	
Back Up Alarm 1	Default industrial noise	Point		22.0	0.0	
Back Up Alarm 1	Default industrial noise	Point		22.0	0.0	
Back Up Alarm 1	Default industrial noise	Point		22.0	0.0	
Back Up Alarm 1	Default industrial noise	Point		22.0	0.0	
Back Up Alarm 1	Default industrial noise	Point		21.0	0.0	

--	--

		46
--	--	----

Duke Patterson Warehouse

Octave spectra of the sources in dB(A) - 001 - Duke Patterson Warehouse - LMax: Outdoor SP

3

Name	Source type	I or A	Li	R'w	L'w	Lw	KI	KT	LwMax	DO-Wall	Time histogram	Emission spectrum	63Hz	125Hz	250Hz	500Hz	1kHz	2kHz	4kHz	8kHz	16kHz
		m,m ²	dB(A)	dB	dB(A)	dB(A)	dB	dB	dB(A)	dB			dB(A)	dB(A)	dB(A)	dB(A)	dB(A)	dB(A)	dB(A)	dB(A)	dB(A)
Back Up Alarm 1	Point				103.0	103.0	0.0	0.0	103.0	0	Back Up Alarm 2	Truck: backout alerter Lmax	70.0	80.0	87.1	93.1	96.0	97.0	97.1	95.0	
Back Up Alarm 1	Point				103.0	103.0	0.0	0.0	103.0	0	Back Up Alarm 2	Truck: backout alerter Lmax	70.0	80.0	87.1	93.1	96.0	97.0	97.1	95.0	
Back Up Alarm 1	Point				103.0	103.0	0.0	0.0	103.0	0	Back Up Alarm 2	Truck: backout alerter Lmax	70.0	80.0	87.1	93.1	96.0	97.0	97.1	95.0	
Back Up Alarm 1	Point				103.0	103.0	0.0	0.0	103.0	0	Back Up Alarm 2	Truck: backout alerter Lmax	70.0	80.0	87.1	93.1	96.0	97.0	97.1	95.0	
Back Up Alarm 1	Point				103.0	103.0	0.0	0.0	103.0	0	Back Up Alarm 2	Truck: backout alerter Lmax	70.0	80.0	87.1	93.1	96.0	97.0	97.1	95.0	
Back Up Alarm 1	Point				103.0	103.0	0.0	0.0	103.0	0	Back Up Alarm 2	Truck: backout alerter Lmax	70.0	80.0	87.1	93.1	96.0	97.0	97.1	95.0	
Back Up Alarm 1	Point				103.0	103.0	0.0	0.0	103.0	0	Back Up Alarm 2	Truck: backout alerter Lmax	70.0	80.0	87.1	93.1	96.0	97.0	97.1	95.0	
Back Up Alarm 1	Point				103.0	103.0	0.0	0.0	103.0	0	Back Up Alarm 2	Truck: backout alerter Lmax	70.0	80.0	87.1	93.1	96.0	97.0	97.1	95.0	
Back Up Alarm 1	Point				103.0	103.0	0.0	0.0	103.0	0	Back Up Alarm 2	Truck: backout alerter Lmax	70.0	80.0	87.1	93.1	96.0	97.0	97.1	95.0	
Back Up Alarm 1	Point				103.0	103.0	0.0	0.0	103.0	0	Back Up Alarm 2	Truck: backout alerter Lmax	70.0	80.0	87.1	93.1	96.0	97.0	97.1	95.0	
Back Up Alarm 1	Point				103.0	103.0	0.0	0.0	103.0	0	Back Up Alarm 2	Truck: backout alerter Lmax	70.0	80.0	87.1	93.1	96.0	97.0	97.1	95.0	
Back Up Alarm 1	Point				103.0	103.0	0.0	0.0	103.0	0	Back Up Alarm 2	Truck: backout alerter Lmax	70.0	80.0	87.1	93.1	96.0	97.0	97.1	95.0	
Back Up Alarm 1	Point				103.0	103.0	0.0	0.0	103.0	0	Back Up Alarm 2	Truck: backout alerter Lmax	70.0	80.0	87.1	93.1	96.0	97.0	97.1	95.0	
Back Up Alarm 1	Point				103.0	103.0	0.0	0.0	103.0	0	Back Up Alarm 2	Truck: backout alerter Lmax	70.0	80.0	87.1	93.1	96.0	97.0	97.1	95.0	
Back Up Alarm 1	Point				103.0	103.0	0.0	0.0	103.0	0	Back Up Alarm 2	Truck: backout alerter Lmax	70.0	80.0	87.1	93.1	96.0	97.0	97.1	95.0	
Back Up Alarm 1	Point				103.0	103.0	0.0	0.0	103.0	0	Back Up Alarm 2	Truck: backout alerter Lmax	70.0	80.0	87.1	93.1	96.0	97.0	97.1	95.0	

		1
--	--	---

Duke Patterson Warehouse

Octave spectra of the sources in dB(A) - 001 - Duke Patterson Warehouse - LMax: Outdoor SP

3

Name	Source type	l or A m,m ²	Li dB(A)	R'w dB	L'w dB(A)	Lw dB(A)	KI dB	KT dB	LwMax dB(A)	DO-Wall dB	Time histogram	Emission spectrum	63Hz	125Hz	250Hz	500Hz	1kHz	2kHz	4kHz	8kHz	16kHz
													dB(A)	dB(A)	dB(A)	dB(A)	dB(A)	dB(A)	dB(A)	dB(A)	dB(A)
Back Up Alarm 1	Point				103.0	103.0	0.0	0.0	103.0	0	Back Up Alarm 2	Truck: backout alerter Lmax	70.0	80.0	87.1	93.1	96.0	97.0	97.1	95.0	
Back Up Alarm 1	Point				103.0	103.0	0.0	0.0	103.0	0	Back Up Alarm 2	Truck: backout alerter Lmax	70.0	80.0	87.1	93.1	96.0	97.0	97.1	95.0	
Back Up Alarm 1	Point				103.0	103.0	0.0	0.0	103.0	0	Back Up Alarm 2	Truck: backout alerter Lmax	70.0	80.0	87.1	93.1	96.0	97.0	97.1	95.0	
Back Up Alarm 1	Point				103.0	103.0	0.0	0.0	103.0	0	Back Up Alarm 2	Truck: backout alerter Lmax	70.0	80.0	87.1	93.1	96.0	97.0	97.1	95.0	
Back Up Alarm 1	Point				103.0	103.0	0.0	0.0	103.0	0	Back Up Alarm 2	Truck: backout alerter Lmax	70.0	80.0	87.1	93.1	96.0	97.0	97.1	95.0	
Back Up Alarm 1	Point				103.0	103.0	0.0	0.0	103.0	0	Back Up Alarm 2	Truck: backout alerter Lmax	70.0	80.0	87.1	93.1	96.0	97.0	97.1	95.0	
Back Up Alarm 1	Point				103.0	103.0	0.0	0.0	103.0	0	Back Up Alarm 2	Truck: backout alerter Lmax	70.0	80.0	87.1	93.1	96.0	97.0	97.1	95.0	
Back Up Alarm 1	Point				103.0	103.0	0.0	0.0	103.0	0	Back Up Alarm 2	Truck: backout alerter Lmax	70.0	80.0	87.1	93.1	96.0	97.0	97.1	95.0	
Back Up Alarm 1	Point				103.0	103.0	0.0	0.0	103.0	0	Back Up Alarm 2	Truck: backout alerter Lmax	70.0	80.0	87.1	93.1	96.0	97.0	97.1	95.0	
Back Up Alarm 1	Point				103.0	103.0	0.0	0.0	103.0	0	Back Up Alarm 2	Truck: backout alerter Lmax	70.0	80.0	87.1	93.1	96.0	97.0	97.1	95.0	
Back Up Alarm 1	Point				103.0	103.0	0.0	0.0	103.0	0	Back Up Alarm 2	Truck: backout alerter Lmax	70.0	80.0	87.1	93.1	96.0	97.0	97.1	95.0	
Back Up Alarm 1	Point				103.0	103.0	0.0	0.0	103.0	0	Back Up Alarm 2	Truck: backout alerter Lmax	70.0	80.0	87.1	93.1	96.0	97.0	97.1	95.0	
Back Up Alarm 1	Point				103.0	103.0	0.0	0.0	103.0	0	Back Up Alarm 2	Truck: backout alerter Lmax	70.0	80.0	87.1	93.1	96.0	97.0	97.1	95.0	
Back Up Alarm 1	Point				103.0	103.0	0.0	0.0	103.0	0	Back Up Alarm 2	Truck: backout alerter Lmax	70.0	80.0	87.1	93.1	96.0	97.0	97.1	95.0	
Back Up Alarm 1	Point				103.0	103.0	0.0	0.0	103.0	0	Back Up Alarm 2	Truck: backout alerter Lmax	70.0	80.0	87.1	93.1	96.0	97.0	97.1	95.0	
Back Up Alarm 1	Point				103.0	103.0	0.0	0.0	103.0	0	Back Up Alarm 2	Truck: backout alerter Lmax	70.0	80.0	87.1	93.1	96.0	97.0	97.1	95.0	
Back Up Alarm 1	Point				103.0	103.0	0.0	0.0	103.0	0	Back Up Alarm 2	Truck: backout alerter Lmax	70.0	80.0	87.1	93.1	96.0	97.0	97.1	95.0	

		2
--	--	---

Duke Patterson Warehouse

Octave spectra of the sources in dB(A) - 001 - Duke Patterson Warehouse - LMax: Outdoor SP

3

Name	Source type	I or A	Li	R'w	L'w	Lw	KI	KT	LwMax	DO-Wall	Time histogram	Emission spectrum	63Hz	125Hz	250Hz	500Hz	1kHz	2kHz	4kHz	8kHz	16kHz
		m,m ²	dB(A)	dB	dB(A)	dB(A)	dB	dB	dB(A)	dB			dB(A)	dB(A)	dB(A)	dB(A)	dB(A)	dB(A)	dB(A)	dB(A)	dB(A)
Back Up Alarm 1	Point				103.0	103.0	0.0	0.0	103.0	0	Back Up Alarm 2	Truck: backout alerter Lmax	70.0	80.0	87.1	93.1	96.0	97.0	97.1	95.0	
Back Up Alarm 1	Point				103.0	103.0	0.0	0.0	103.0	0	Back Up Alarm 2	Truck: backout alerter Lmax	70.0	80.0	87.1	93.1	96.0	97.0	97.1	95.0	
Back Up Alarm 1	Point				103.0	103.0	0.0	0.0	103.0	0	Back Up Alarm 2	Truck: backout alerter Lmax	70.0	80.0	87.1	93.1	96.0	97.0	97.1	95.0	
Back Up Alarm 1	Point				103.0	103.0	0.0	0.0	103.0	0	Back Up Alarm 2	Truck: backout alerter Lmax	70.0	80.0	87.1	93.1	96.0	97.0	97.1	95.0	
Back Up Alarm 1	Point				103.0	103.0	0.0	0.0	103.0	0	Back Up Alarm 2	Truck: backout alerter Lmax	70.0	80.0	87.1	93.1	96.0	97.0	97.1	95.0	
Back Up Alarm 1	Point				103.0	103.0	0.0	0.0	103.0	0	Back Up Alarm 2	Truck: backout alerter Lmax	70.0	80.0	87.1	93.1	96.0	97.0	97.1	95.0	
Back Up Alarm 1	Point				103.0	103.0	0.0	0.0	103.0	0	Back Up Alarm 2	Truck: backout alerter Lmax	70.0	80.0	87.1	93.1	96.0	97.0	97.1	95.0	
Back Up Alarm 1	Point				103.0	103.0	0.0	0.0	103.0	0	Back Up Alarm 2	Truck: backout alerter Lmax	70.0	80.0	87.1	93.1	96.0	97.0	97.1	95.0	
Back Up Alarm 1	Point				103.0	103.0	0.0	0.0	103.0	0	Back Up Alarm 2	Truck: backout alerter Lmax	70.0	80.0	87.1	93.1	96.0	97.0	97.1	95.0	
Back Up Alarm 1	Point				103.0	103.0	0.0	0.0	103.0	0	Back Up Alarm 2	Truck: backout alerter Lmax	70.0	80.0	87.1	93.1	96.0	97.0	97.1	95.0	
Back Up Alarm 1	Point				103.0	103.0	0.0	0.0	103.0	0	Back Up Alarm 2	Truck: backout alerter Lmax	70.0	80.0	87.1	93.1	96.0	97.0	97.1	95.0	
Back Up Alarm 1	Point				103.0	103.0	0.0	0.0	103.0	0	Back Up Alarm 2	Truck: backout alerter Lmax	70.0	80.0	87.1	93.1	96.0	97.0	97.1	95.0	
Back Up Alarm 1	Point				103.0	103.0	0.0	0.0	103.0	0	Back Up Alarm 2	Truck: backout alerter Lmax	70.0	80.0	87.1	93.1	96.0	97.0	97.1	95.0	
Back Up Alarm 1	Point				103.0	103.0	0.0	0.0	103.0	0	Back Up Alarm 2	Truck: backout alerter Lmax	70.0	80.0	87.1	93.1	96.0	97.0	97.1	95.0	
Back Up Alarm 1	Point				103.0	103.0	0.0	0.0	103.0	0	Back Up Alarm 2	Truck: backout alerter Lmax	70.0	80.0	87.1	93.1	96.0	97.0	97.1	95.0	
Back Up Alarm 1	Point				103.0	103.0	0.0	0.0	103.0	0	Back Up Alarm 2	Truck: backout alerter Lmax	70.0	80.0	87.1	93.1	96.0	97.0	97.1	95.0	

		3
--	--	---

Duke Patterson Warehouse

Octave spectra of the sources in dB(A) - 001 - Duke Patterson Warehouse - LMax: Outdoor SP

3

Name	Source type	I or A	Li	R'w	L'w	Lw	KI	KT	LwMax	DO-Wall	Time histogram	Emission spectrum	63Hz	125Hz	250Hz	500Hz	1kHz	2kHz	4kHz	8kHz	16kHz
		m,m ²	dB(A)	dB	dB(A)	dB(A)	dB	dB	dB(A)	dB			dB(A)	dB(A)	dB(A)	dB(A)	dB(A)	dB(A)	dB(A)	dB(A)	dB(A)
Back Up Alarm 1	Point				103.0	103.0	0.0	0.0	103.0	0	Back Up Alarm 2	Truck: backout alerter Lmax	70.0	80.0	87.1	93.1	96.0	97.0	97.1	95.0	
Back Up Alarm 1	Point				103.0	103.0	0.0	0.0	103.0	0	Back Up Alarm 2	Truck: backout alerter Lmax	70.0	80.0	87.1	93.1	96.0	97.0	97.1	95.0	
Back Up Alarm 1	Point				103.0	103.0	0.0	0.0	103.0	0	Back Up Alarm 2	Truck: backout alerter Lmax	70.0	80.0	87.1	93.1	96.0	97.0	97.1	95.0	
Back Up Alarm 1	Point				103.0	103.0	0.0	0.0	103.0	0	Back Up Alarm 2	Truck: backout alerter Lmax	70.0	80.0	87.1	93.1	96.0	97.0	97.1	95.0	
Back Up Alarm 1	Point				103.0	103.0	0.0	0.0	103.0	0	Back Up Alarm 2	Truck: backout alerter Lmax	70.0	80.0	87.1	93.1	96.0	97.0	97.1	95.0	
Back Up Alarm 1	Point				103.0	103.0	0.0	0.0	103.0	0	Back Up Alarm 2	Truck: backout alerter Lmax	70.0	80.0	87.1	93.1	96.0	97.0	97.1	95.0	
Back Up Alarm 1	Point				103.0	103.0	0.0	0.0	103.0	0	Back Up Alarm 2	Truck: backout alerter Lmax	70.0	80.0	87.1	93.1	96.0	97.0	97.1	95.0	
Back Up Alarm 1	Point				103.0	103.0	0.0	0.0	103.0	0	Back Up Alarm 2	Truck: backout alerter Lmax	70.0	80.0	87.1	93.1	96.0	97.0	97.1	95.0	
Back Up Alarm 1	Point				103.0	103.0	0.0	0.0	103.0	0	Back Up Alarm 2	Truck: backout alerter Lmax	70.0	80.0	87.1	93.1	96.0	97.0	97.1	95.0	
Back Up Alarm 1	Point				103.0	103.0	0.0	0.0	103.0	0	Back Up Alarm 2	Truck: backout alerter Lmax	70.0	80.0	87.1	93.1	96.0	97.0	97.1	95.0	
Back Up Alarm 1	Point				103.0	103.0	0.0	0.0	103.0	0	Back Up Alarm 2	Truck: backout alerter Lmax	70.0	80.0	87.1	93.1	96.0	97.0	97.1	95.0	
Back Up Alarm 1	Point				103.0	103.0	0.0	0.0	103.0	0	Back Up Alarm 2	Truck: backout alerter Lmax	70.0	80.0	87.1	93.1	96.0	97.0	97.1	95.0	
Back Up Alarm 1	Point				103.0	103.0	0.0	0.0	103.0	0	Back Up Alarm 2	Truck: backout alerter Lmax	70.0	80.0	87.1	93.1	96.0	97.0	97.1	95.0	
Back Up Alarm 1	Point				103.0	103.0	0.0	0.0	103.0	0	Back Up Alarm 2	Truck: backout alerter Lmax	70.0	80.0	87.1	93.1	96.0	97.0	97.1	95.0	
Back Up Alarm 1	Point				103.0	103.0	0.0	0.0	103.0	0	Back Up Alarm 2	Truck: backout alerter Lmax	70.0	80.0	87.1	93.1	96.0	97.0	97.1	95.0	
Back Up Alarm 1	Point				103.0	103.0	0.0	0.0	103.0	0	Back Up Alarm 2	Truck: backout alerter Lmax	70.0	80.0	87.1	93.1	96.0	97.0	97.1	95.0	

4

Duke Patterson Warehouse

Octave spectra of the sources in dB(A) - 001 - Duke Patterson Warehouse - LMax: Outdoor SP

3

Name	Source type	I or A	Li	R'w	L'w	Lw	KI	KT	LwMax	DO-Wall	Time histogram	Emission spectrum	63Hz	125Hz	250Hz	500Hz	1kHz	2kHz	4kHz	8kHz	16kHz
		m,m ²	dB(A)	dB	dB(A)	dB(A)	dB	dB	dB(A)	dB			dB(A)	dB(A)	dB(A)	dB(A)	dB(A)	dB(A)	dB(A)	dB(A)	dB(A)
Back Up Alarm 1	Point				103.0	103.0	0.0	0.0	103.0	0	Back Up Alarm 2	Truck: backout alerter Lmax	70.0	80.0	87.1	93.1	96.0	97.0	97.1	95.0	
Back Up Alarm 1	Point				103.0	103.0	0.0	0.0	103.0	0	Back Up Alarm 2	Truck: backout alerter Lmax	70.0	80.0	87.1	93.1	96.0	97.0	97.1	95.0	
Back Up Alarm 1	Point				103.0	103.0	0.0	0.0	103.0	0	Back Up Alarm 2	Truck: backout alerter Lmax	70.0	80.0	87.1	93.1	96.0	97.0	97.1	95.0	
Back Up Alarm 1	Point				103.0	103.0	0.0	0.0	103.0	0	Back Up Alarm 2	Truck: backout alerter Lmax	70.0	80.0	87.1	93.1	96.0	97.0	97.1	95.0	
Back Up Alarm 1	Point				103.0	103.0	0.0	0.0	103.0	0	Back Up Alarm 2	Truck: backout alerter Lmax	70.0	80.0	87.1	93.1	96.0	97.0	97.1	95.0	
Back Up Alarm 1	Point				103.0	103.0	0.0	0.0	103.0	0	Back Up Alarm 2	Truck: backout alerter Lmax	70.0	80.0	87.1	93.1	96.0	97.0	97.1	95.0	
Back Up Alarm 1	Point				103.0	103.0	0.0	0.0	103.0	0	Back Up Alarm 2	Truck: backout alerter Lmax	70.0	80.0	87.1	93.1	96.0	97.0	97.1	95.0	
Back Up Alarm 1	Point				103.0	103.0	0.0	0.0	103.0	0	Back Up Alarm 2	Truck: backout alerter Lmax	70.0	80.0	87.1	93.1	96.0	97.0	97.1	95.0	
Back Up Alarm 1	Point				103.0	103.0	0.0	0.0	103.0	0	Back Up Alarm 2	Truck: backout alerter Lmax	70.0	80.0	87.1	93.1	96.0	97.0	97.1	95.0	
Back Up Alarm 1	Point				103.0	103.0	0.0	0.0	103.0	0	Back Up Alarm 2	Truck: backout alerter Lmax	70.0	80.0	87.1	93.1	96.0	97.0	97.1	95.0	
Back Up Alarm 1	Point				103.0	103.0	0.0	0.0	103.0	0	Back Up Alarm 2	Truck: backout alerter Lmax	70.0	80.0	87.1	93.1	96.0	97.0	97.1	95.0	
Back Up Alarm 1	Point				103.0	103.0	0.0	0.0	103.0	0	Back Up Alarm 2	Truck: backout alerter Lmax	70.0	80.0	87.1	93.1	96.0	97.0	97.1	95.0	
Back Up Alarm 1	Point				103.0	103.0	0.0	0.0	103.0	0	Back Up Alarm 2	Truck: backout alerter Lmax	70.0	80.0	87.1	93.1	96.0	97.0	97.1	95.0	
Back Up Alarm 1	Point				103.0	103.0	0.0	0.0	103.0	0	Back Up Alarm 2	Truck: backout alerter Lmax	70.0	80.0	87.1	93.1	96.0	97.0	97.1	95.0	
Back Up Alarm 1	Point				103.0	103.0	0.0	0.0	103.0	0	Back Up Alarm 2	Truck: backout alerter Lmax	70.0	80.0	87.1	93.1	96.0	97.0	97.1	95.0	
Back Up Alarm 1	Point				103.0	103.0	0.0	0.0	103.0	0	Back Up Alarm 2	Truck: backout alerter Lmax	70.0	80.0	87.1	93.1	96.0	97.0	97.1	95.0	

		5
--	--	---

Duke Patterson Warehouse

Octave spectra of the sources in dB(A) - 001 - Duke Patterson Warehouse - LMax: Outdoor SP

3

Name	Source type	I or A	Li	R'w	L'w	Lw	KI	KT	LwMax	DO-Wall	Time histogram	Emission spectrum	63Hz	125Hz	250Hz	500Hz	1kHz	2kHz	4kHz	8kHz	16kHz
		m,m ²	dB(A)	dB	dB(A)	dB(A)	dB	dB	dB(A)	dB			dB(A)	dB(A)	dB(A)	dB(A)	dB(A)	dB(A)	dB(A)	dB(A)	dB(A)
Back Up Alarm 1	Point				103.0	103.0	0.0	0.0	103.0	0	Back Up Alarm 2	Truck: backout alerter Lmax	70.0	80.0	87.1	93.1	96.0	97.0	97.1	95.0	
Back Up Alarm 1	Point				103.0	103.0	0.0	0.0	103.0	0	Back Up Alarm 2	Truck: backout alerter Lmax	70.0	80.0	87.1	93.1	96.0	97.0	97.1	95.0	
Back Up Alarm 1	Point				103.0	103.0	0.0	0.0	103.0	0	Back Up Alarm 2	Truck: backout alerter Lmax	70.0	80.0	87.1	93.1	96.0	97.0	97.1	95.0	
Back Up Alarm 1	Point				103.0	103.0	0.0	0.0	103.0	0	Back Up Alarm 2	Truck: backout alerter Lmax	70.0	80.0	87.1	93.1	96.0	97.0	97.1	95.0	
Back Up Alarm 1	Point				103.0	103.0	0.0	0.0	103.0	0	Back Up Alarm 2	Truck: backout alerter Lmax	70.0	80.0	87.1	93.1	96.0	97.0	97.1	95.0	
Back Up Alarm 1	Point				103.0	103.0	0.0	0.0	103.0	0	Back Up Alarm 2	Truck: backout alerter Lmax	70.0	80.0	87.1	93.1	96.0	97.0	97.1	95.0	
Back Up Alarm 1	Point				103.0	103.0	0.0	0.0	103.0	0	Back Up Alarm 2	Truck: backout alerter Lmax	70.0	80.0	87.1	93.1	96.0	97.0	97.1	95.0	
Back Up Alarm 1	Point				103.0	103.0	0.0	0.0	103.0	0	Back Up Alarm 2	Truck: backout alerter Lmax	70.0	80.0	87.1	93.1	96.0	97.0	97.1	95.0	
Back Up Alarm 1	Point				103.0	103.0	0.0	0.0	103.0	0	Back Up Alarm 2	Truck: backout alerter Lmax	70.0	80.0	87.1	93.1	96.0	97.0	97.1	95.0	
Back Up Alarm 1	Point				103.0	103.0	0.0	0.0	103.0	0	Back Up Alarm 2	Truck: backout alerter Lmax	70.0	80.0	87.1	93.1	96.0	97.0	97.1	95.0	
Back Up Alarm 1	Point				103.0	103.0	0.0	0.0	103.0	0	Back Up Alarm 2	Truck: backout alerter Lmax	70.0	80.0	87.1	93.1	96.0	97.0	97.1	95.0	
Back Up Alarm 1	Point				103.0	103.0	0.0	0.0	103.0	0	Back Up Alarm 2	Truck: backout alerter Lmax	70.0	80.0	87.1	93.1	96.0	97.0	97.1	95.0	
Back Up Alarm 1	Point				103.0	103.0	0.0	0.0	103.0	0	Back Up Alarm 2	Truck: backout alerter Lmax	70.0	80.0	87.1	93.1	96.0	97.0	97.1	95.0	
Back Up Alarm 1	Point				103.0	103.0	0.0	0.0	103.0	0	Back Up Alarm 2	Truck: backout alerter Lmax	70.0	80.0	87.1	93.1	96.0	97.0	97.1	95.0	
Back Up Alarm 1	Point				103.0	103.0	0.0	0.0	103.0	0	Back Up Alarm 2	Truck: backout alerter Lmax	70.0	80.0	87.1	93.1	96.0	97.0	97.1	95.0	
Back Up Alarm 1	Point				103.0	103.0	0.0	0.0	103.0	0	Back Up Alarm 2	Truck: backout alerter Lmax	70.0	80.0	87.1	93.1	96.0	97.0	97.1	95.0	
Back Up Alarm 1	Point				103.0	103.0	0.0	0.0	103.0	0	Back Up Alarm 2	Truck: backout alerter Lmax	70.0	80.0	87.1	93.1	96.0	97.0	97.1	95.0	

6

Duke Patterson Warehouse

Octave spectra of the sources in dB(A) - 001 - Duke Patterson Warehouse - LMax: Outdoor SP

3

Name	Source type	I or A	Li	R'w	L'w	Lw	KI	KT	LwMax	DO-Wall	Time histogram	Emission spectrum	63Hz	125Hz	250Hz	500Hz	1kHz	2kHz	4kHz	8kHz	16kHz
		m,m ²	dB(A)	dB	dB(A)	dB(A)	dB	dB	dB(A)	dB			dB(A)	dB(A)	dB(A)	dB(A)	dB(A)	dB(A)	dB(A)	dB(A)	dB(A)
Back Up Alarm 1	Point				103.0	103.0	0.0	0.0	103.0	0	Back Up Alarm 2	Truck: backout alerter Lmax	70.0	80.0	87.1	93.1	96.0	97.0	97.1	95.0	
Back Up Alarm 1	Point				103.0	103.0	0.0	0.0	103.0	0	Back Up Alarm 2	Truck: backout alerter Lmax	70.0	80.0	87.1	93.1	96.0	97.0	97.1	95.0	
Back Up Alarm 1	Point				103.0	103.0	0.0	0.0	103.0	0	Back Up Alarm 2	Truck: backout alerter Lmax	70.0	80.0	87.1	93.1	96.0	97.0	97.1	95.0	
Back Up Alarm 1	Point				103.0	103.0	0.0	0.0	103.0	0	Back Up Alarm 2	Truck: backout alerter Lmax	70.0	80.0	87.1	93.1	96.0	97.0	97.1	95.0	
Back Up Alarm 1	Point				103.0	103.0	0.0	0.0	103.0	0	Back Up Alarm 2	Truck: backout alerter Lmax	70.0	80.0	87.1	93.1	96.0	97.0	97.1	95.0	
Back Up Alarm 1	Point				103.0	103.0	0.0	0.0	103.0	0	Back Up Alarm 2	Truck: backout alerter Lmax	70.0	80.0	87.1	93.1	96.0	97.0	97.1	95.0	
Back Up Alarm 1	Point				103.0	103.0	0.0	0.0	103.0	0	Back Up Alarm 2	Truck: backout alerter Lmax	70.0	80.0	87.1	93.1	96.0	97.0	97.1	95.0	
Back Up Alarm 1	Point				103.0	103.0	0.0	0.0	103.0	0	Back Up Alarm 2	Truck: backout alerter Lmax	70.0	80.0	87.1	93.1	96.0	97.0	97.1	95.0	
Back Up Alarm 1	Point				103.0	103.0	0.0	0.0	103.0	0	Back Up Alarm 2	Truck: backout alerter Lmax	70.0	80.0	87.1	93.1	96.0	97.0	97.1	95.0	
Back Up Alarm 1	Point				103.0	103.0	0.0	0.0	103.0	0	Back Up Alarm 2	Truck: backout alerter Lmax	70.0	80.0	87.1	93.1	96.0	97.0	97.1	95.0	
Back Up Alarm 1	Point				103.0	103.0	0.0	0.0	103.0	0	Back Up Alarm 2	Truck: backout alerter Lmax	70.0	80.0	87.1	93.1	96.0	97.0	97.1	95.0	
Back Up Alarm 1	Point				103.0	103.0	0.0	0.0	103.0	0	Back Up Alarm 2	Truck: backout alerter Lmax	70.0	80.0	87.1	93.1	96.0	97.0	97.1	95.0	
Back Up Alarm 1	Point				103.0	103.0	0.0	0.0	103.0	0	Back Up Alarm 2	Truck: backout alerter Lmax	70.0	80.0	87.1	93.1	96.0	97.0	97.1	95.0	
Back Up Alarm 1	Point				103.0	103.0	0.0	0.0	103.0	0	Back Up Alarm 2	Truck: backout alerter Lmax	70.0	80.0	87.1	93.1	96.0	97.0	97.1	95.0	
Back Up Alarm 1	Point				103.0	103.0	0.0	0.0	103.0	0	Back Up Alarm 2	Truck: backout alerter Lmax	70.0	80.0	87.1	93.1	96.0	97.0	97.1	95.0	
Back Up Alarm 1	Point				103.0	103.0	0.0	0.0	103.0	0	Back Up Alarm 2	Truck: backout alerter Lmax	70.0	80.0	87.1	93.1	96.0	97.0	97.1	95.0	

		7
--	--	---

Duke Patterson Warehouse

Octave spectra of the sources in dB(A) - 001 - Duke Patterson Warehouse - LMax: Outdoor SP

3

Name	Source type	I or A	Li	R'w	L'w	Lw	KI	KT	LwMax	DO-Wall	Time histogram	Emission spectrum	63Hz	125Hz	250Hz	500Hz	1kHz	2kHz	4kHz	8kHz	16kHz
		m,m ²	dB(A)	dB	dB(A)	dB(A)	dB	dB	dB(A)	dB			dB(A)	dB(A)	dB(A)	dB(A)	dB(A)	dB(A)	dB(A)	dB(A)	dB(A)
Back Up Alarm 1	Point				103.0	103.0	0.0	0.0	103.0	0	Back Up Alarm 2	Truck: backout alerter Lmax	70.0	80.0	87.1	93.1	96.0	97.0	97.1	95.0	
Back Up Alarm 1	Point				103.0	103.0	0.0	0.0	103.0	0	Back Up Alarm 2	Truck: backout alerter Lmax	70.0	80.0	87.1	93.1	96.0	97.0	97.1	95.0	
Back Up Alarm 1	Point				103.0	103.0	0.0	0.0	103.0	0	Back Up Alarm 2	Truck: backout alerter Lmax	70.0	80.0	87.1	93.1	96.0	97.0	97.1	95.0	
Back Up Alarm 1	Point				103.0	103.0	0.0	0.0	103.0	0	Back Up Alarm 2	Truck: backout alerter Lmax	70.0	80.0	87.1	93.1	96.0	97.0	97.1	95.0	
Back Up Alarm 1	Point				103.0	103.0	0.0	0.0	103.0	0	Back Up Alarm 2	Truck: backout alerter Lmax	70.0	80.0	87.1	93.1	96.0	97.0	97.1	95.0	
Back Up Alarm 1	Point				103.0	103.0	0.0	0.0	103.0	0	Back Up Alarm 2	Truck: backout alerter Lmax	70.0	80.0	87.1	93.1	96.0	97.0	97.1	95.0	
Back Up Alarm 1	Point				103.0	103.0	0.0	0.0	103.0	0	Back Up Alarm 2	Truck: backout alerter Lmax	70.0	80.0	87.1	93.1	96.0	97.0	97.1	95.0	
Back Up Alarm 1	Point				103.0	103.0	0.0	0.0	103.0	0	Back Up Alarm 2	Truck: backout alerter Lmax	70.0	80.0	87.1	93.1	96.0	97.0	97.1	95.0	
Back Up Alarm 1	Point				103.0	103.0	0.0	0.0	103.0	0	Back Up Alarm 2	Truck: backout alerter Lmax	70.0	80.0	87.1	93.1	96.0	97.0	97.1	95.0	
Back Up Alarm 1	Point				103.0	103.0	0.0	0.0	103.0	0	Back Up Alarm 2	Truck: backout alerter Lmax	70.0	80.0	87.1	93.1	96.0	97.0	97.1	95.0	
Back Up Alarm 1	Point				103.0	103.0	0.0	0.0	103.0	0	Back Up Alarm 2	Truck: backout alerter Lmax	70.0	80.0	87.1	93.1	96.0	97.0	97.1	95.0	
Back Up Alarm 1	Point				103.0	103.0	0.0	0.0	103.0	0	Back Up Alarm 2	Truck: backout alerter Lmax	70.0	80.0	87.1	93.1	96.0	97.0	97.1	95.0	
Back Up Alarm 1	Point				103.0	103.0	0.0	0.0	103.0	0	Back Up Alarm 2	Truck: backout alerter Lmax	70.0	80.0	87.1	93.1	96.0	97.0	97.1	95.0	
Back Up Alarm 1	Point				103.0	103.0	0.0	0.0	103.0	0	Back Up Alarm 2	Truck: backout alerter Lmax	70.0	80.0	87.1	93.1	96.0	97.0	97.1	95.0	
Back Up Alarm 1	Point				103.0	103.0	0.0	0.0	103.0	0	Back Up Alarm 2	Truck: backout alerter Lmax	70.0	80.0	87.1	93.1	96.0	97.0	97.1	95.0	
Back Up Alarm 1	Point				103.0	103.0	0.0	0.0	103.0	0	Back Up Alarm 2	Truck: backout alerter Lmax	70.0	80.0	87.1	93.1	96.0	97.0	97.1	95.0	
Back Up Alarm 1	Point				103.0	103.0	0.0	0.0	103.0	0	Back Up Alarm 2	Truck: backout alerter Lmax	70.0	80.0	87.1	93.1	96.0	97.0	97.1	95.0	

		8
--	--	---

Duke Patterson Warehouse

Octave spectra of the sources in dB(A) - 001 - Duke Patterson Warehouse - LMax: Outdoor SP

3

Name	Source type	I or A	Li	R'w	L'w	Lw	KI	KT	LwMax	DO-Wall	Time histogram	Emission spectrum	63Hz	125Hz	250Hz	500Hz	1kHz	2kHz	4kHz	8kHz	16kHz
		m,m ²	dB(A)	dB	dB(A)	dB(A)	dB	dB	dB(A)	dB			dB(A)	dB(A)	dB(A)	dB(A)	dB(A)	dB(A)	dB(A)	dB(A)	dB(A)
Back Up Alarm 1	Point				103.0	103.0	0.0	0.0	103.0	0	Back Up Alarm 2	Truck: backout alerter Lmax	70.0	80.0	87.1	93.1	96.0	97.0	97.1	95.0	
Back Up Alarm 1	Point				103.0	103.0	0.0	0.0	103.0	0	Back Up Alarm 2	Truck: backout alerter Lmax	70.0	80.0	87.1	93.1	96.0	97.0	97.1	95.0	
Back Up Alarm 1	Point				103.0	103.0	0.0	0.0	103.0	0	Back Up Alarm 2	Truck: backout alerter Lmax	70.0	80.0	87.1	93.1	96.0	97.0	97.1	95.0	
Back Up Alarm 1	Point				103.0	103.0	0.0	0.0	103.0	0	Back Up Alarm 2	Truck: backout alerter Lmax	70.0	80.0	87.1	93.1	96.0	97.0	97.1	95.0	
Back Up Alarm 1	Point				103.0	103.0	0.0	0.0	103.0	0	Back Up Alarm 2	Truck: backout alerter Lmax	70.0	80.0	87.1	93.1	96.0	97.0	97.1	95.0	
Back Up Alarm 1	Point				103.0	103.0	0.0	0.0	103.0	0	Back Up Alarm 2	Truck: backout alerter Lmax	70.0	80.0	87.1	93.1	96.0	97.0	97.1	95.0	
Back Up Alarm 1	Point				103.0	103.0	0.0	0.0	103.0	0	Back Up Alarm 2	Truck: backout alerter Lmax	70.0	80.0	87.1	93.1	96.0	97.0	97.1	95.0	
Back Up Alarm 1	Point				103.0	103.0	0.0	0.0	103.0	0	Back Up Alarm 2	Truck: backout alerter Lmax	70.0	80.0	87.1	93.1	96.0	97.0	97.1	95.0	
Back Up Alarm 1	Point				103.0	103.0	0.0	0.0	103.0	0	Back Up Alarm 2	Truck: backout alerter Lmax	70.0	80.0	87.1	93.1	96.0	97.0	97.1	95.0	
Back Up Alarm 1	Point				103.0	103.0	0.0	0.0	103.0	0	Back Up Alarm 2	Truck: backout alerter Lmax	70.0	80.0	87.1	93.1	96.0	97.0	97.1	95.0	
Back Up Alarm 1	Point				103.0	103.0	0.0	0.0	103.0	0	Back Up Alarm 2	Truck: backout alerter Lmax	70.0	80.0	87.1	93.1	96.0	97.0	97.1	95.0	
Back Up Alarm 1	Point				103.0	103.0	0.0	0.0	103.0	0	Back Up Alarm 2	Truck: backout alerter Lmax	70.0	80.0	87.1	93.1	96.0	97.0	97.1	95.0	
Back Up Alarm 1	Point				103.0	103.0	0.0	0.0	103.0	0	Back Up Alarm 2	Truck: backout alerter Lmax	70.0	80.0	87.1	93.1	96.0	97.0	97.1	95.0	
Back Up Alarm 2	Point				103.0	103.0	0.0	0.0	103.0	0	Back Up Alarm 2	Truck: backout alerter Lmax	70.0	80.0	87.1	93.1	96.0	97.0	97.1	95.0	
Back Up Alarm 3	Point				103.0	103.0	0.0	0.0	103.0	0	Back Up Alarm 2	Truck: backout alerter Lmax	70.0	80.0	87.1	93.1	96.0	97.0	97.1	95.0	
Back Up Alarm 4	Point				103.0	103.0	0.0	0.0	103.0	0	Back Up Alarm 2	Truck: backout alerter Lmax	70.0	80.0	87.1	93.1	96.0	97.0	97.1	95.0	

9

Duke Patterson Warehouse

Octave spectra of the sources in dB(A) - 001 - Duke Patterson Warehouse - LMax: Outdoor SP

3

Name	Source type	I or A	Li	R'w	L'w	Lw	KI	KT	LwMax	DO-Wall	Time histogram	Emission spectrum	63Hz	125Hz	250Hz	500Hz	1kHz	2kHz	4kHz	8kHz	16kHz
		m,m ²	dB(A)	dB	dB(A)	dB(A)	dB	dB	dB(A)	dB			dB(A)	dB(A)	dB(A)	dB(A)	dB(A)	dB(A)	dB(A)	dB(A)	dB(A)
Back Up Alarm 5	Point				103.0	103.0	0.0	0.0	103.0	0	Back Up Alarm 2	Truck: backout alerter Lmax	70.0	80.0	87.1	93.1	96.0	97.0	97.1	95.0	
Back Up Alarm 6	Point				103.0	103.0	0.0	0.0	103.0	0	Back Up Alarm 2	Truck: backout alerter Lmax	70.0	80.0	87.1	93.1	96.0	97.0	97.1	95.0	
Back Up Alarm 7	Point				103.0	103.0	0.0	0.0	103.0	0	Back Up Alarm 2	Truck: backout alerter Lmax	70.0	80.0	87.1	93.1	96.0	97.0	97.1	95.0	
Back Up Alarm 8	Point				103.0	103.0	0.0	0.0	103.0	0	Back Up Alarm 2	Truck: backout alerter Lmax	70.0	80.0	87.1	93.1	96.0	97.0	97.1	95.0	
Back Up Alarm 9	Point				103.0	103.0	0.0	0.0	103.0	0	Back Up Alarm 2	Truck: backout alerter Lmax	70.0	80.0	87.1	93.1	96.0	97.0	97.1	95.0	
Back Up Alarm 10	Point				103.0	103.0	0.0	0.0	103.0	0	Back Up Alarm 2	Truck: backout alerter Lmax	70.0	80.0	87.1	93.1	96.0	97.0	97.1	95.0	
Back Up Alarm 11	Point				103.0	103.0	0.0	0.0	103.0	0	Back Up Alarm 2	Truck: backout alerter Lmax	70.0	80.0	87.1	93.1	96.0	97.0	97.1	95.0	
Back Up Alarm 12	Point				103.0	103.0	0.0	0.0	103.0	0	Back Up Alarm 2	Truck: backout alerter Lmax	70.0	80.0	87.1	93.1	96.0	97.0	97.1	95.0	
Back Up Alarm 13	Point				103.0	103.0	0.0	0.0	103.0	0	Back Up Alarm 2	Truck: backout alerter Lmax	70.0	80.0	87.1	93.1	96.0	97.0	97.1	95.0	
Back Up Alarm 14	Point				103.0	103.0	0.0	0.0	103.0	0	Back Up Alarm 2	Truck: backout alerter Lmax	70.0	80.0	87.1	93.1	96.0	97.0	97.1	95.0	
Back Up Alarm 15	Point				103.0	103.0	0.0	0.0	103.0	0	Back Up Alarm 2	Truck: backout alerter Lmax	70.0	80.0	87.1	93.1	96.0	97.0	97.1	95.0	
Back Up Alarm 16	Point				103.0	103.0	0.0	0.0	103.0	0	Back Up Alarm 2	Truck: backout alerter Lmax	70.0	80.0	87.1	93.1	96.0	97.0	97.1	95.0	
Back Up Alarm 17	Point				103.0	103.0	0.0	0.0	103.0	0	Back Up Alarm 2	Truck: backout alerter Lmax	70.0	80.0	87.1	93.1	96.0	97.0	97.1	95.0	
Back Up Alarm 18	Point				103.0	103.0	0.0	0.0	103.0	0	Back Up Alarm 2	Truck: backout alerter Lmax	70.0	80.0	87.1	93.1	96.0	97.0	97.1	95.0	
Back Up Alarm 19	Point				103.0	103.0	0.0	0.0	103.0	0	Back Up Alarm 2	Truck: backout alerter Lmax	70.0	80.0	87.1	93.1	96.0	97.0	97.1	95.0	
Back Up Alarm 20	Point				103.0	103.0	0.0	0.0	103.0	0	Back Up Alarm 2	Truck: backout alerter Lmax	70.0	80.0	87.1	93.1	96.0	97.0	97.1	95.0	

		10
--	--	----

Duke Patterson Warehouse

Octave spectra of the sources in dB(A) - 001 - Duke Patterson Warehouse - LMax: Outdoor SP

3

Name	Source type	I or A	Li	R'w	L'w	Lw	KI	KT	LwMax	DO-Wall	Time histogram	Emission spectrum	63Hz	125Hz	250Hz	500Hz	1kHz	2kHz	4kHz	8kHz	16kHz
		m,m ²	dB(A)	dB	dB(A)	dB(A)	dB	dB	dB(A)	dB			dB(A)	dB(A)	dB(A)	dB(A)	dB(A)	dB(A)	dB(A)	dB(A)	dB(A)
Back Up Alarm 21	Point				103.0	103.0	0.0	0.0	103.0	0	Back Up Alarm 2	Truck: backout alerter Lmax	70.0	80.0	87.1	93.1	96.0	97.0	97.1	95.0	
Back Up Alarm 22	Point				103.0	103.0	0.0	0.0	103.0	0	Back Up Alarm 2	Truck: backout alerter Lmax	70.0	80.0	87.1	93.1	96.0	97.0	97.1	95.0	
Back Up Alarm 23	Point				103.0	103.0	0.0	0.0	103.0	0	Back Up Alarm 2	Truck: backout alerter Lmax	70.0	80.0	87.1	93.1	96.0	97.0	97.1	95.0	
Back Up Alarm 24	Point				103.0	103.0	0.0	0.0	103.0	0	Back Up Alarm 2	Truck: backout alerter Lmax	70.0	80.0	87.1	93.1	96.0	97.0	97.1	95.0	
Back Up Alarm 25	Point				103.0	103.0	0.0	0.0	103.0	0	Back Up Alarm 2	Truck: backout alerter Lmax	70.0	80.0	87.1	93.1	96.0	97.0	97.1	95.0	
Back Up Alarm 26	Point				103.0	103.0	0.0	0.0	103.0	0	Back Up Alarm 2	Truck: backout alerter Lmax	70.0	80.0	87.1	93.1	96.0	97.0	97.1	95.0	
Back Up Alarm 27	Point				103.0	103.0	0.0	0.0	103.0	0	Back Up Alarm 2	Truck: backout alerter Lmax	70.0	80.0	87.1	93.1	96.0	97.0	97.1	95.0	
Back Up Alarm 28	Point				103.0	103.0	0.0	0.0	103.0	0	Back Up Alarm 2	Truck: backout alerter Lmax	70.0	80.0	87.1	93.1	96.0	97.0	97.1	95.0	
Back Up Alarm 29	Point				103.0	103.0	0.0	0.0	103.0	0	Back Up Alarm 2	Truck: backout alerter Lmax	70.0	80.0	87.1	93.1	96.0	97.0	97.1	95.0	
Back Up Alarm 30	Point				103.0	103.0	0.0	0.0	103.0	0	Back Up Alarm 2	Truck: backout alerter Lmax	70.0	80.0	87.1	93.1	96.0	97.0	97.1	95.0	
Back Up Alarm 31	Point				103.0	103.0	0.0	0.0	103.0	0	Back Up Alarm 2	Truck: backout alerter Lmax	70.0	80.0	87.1	93.1	96.0	97.0	97.1	95.0	
Back Up Alarm 32	Point				103.0	103.0	0.0	0.0	103.0	0	Back Up Alarm 2	Truck: backout alerter Lmax	70.0	80.0	87.1	93.1	96.0	97.0	97.1	95.0	
Back Up Alarm 33	Point				103.0	103.0	0.0	0.0	103.0	0	Back Up Alarm 2	Truck: backout alerter Lmax	70.0	80.0	87.1	93.1	96.0	97.0	97.1	95.0	
Back Up Alarm 34	Point				103.0	103.0	0.0	0.0	103.0	0	Back Up Alarm 2	Truck: backout alerter Lmax	70.0	80.0	87.1	93.1	96.0	97.0	97.1	95.0	
Back Up Alarm 35	Point				103.0	103.0	0.0	0.0	103.0	0	Back Up Alarm 2	Truck: backout alerter Lmax	70.0	80.0	87.1	93.1	96.0	97.0	97.1	95.0	
Back Up Alarm 36	Point				103.0	103.0	0.0	0.0	103.0	0	Back Up Alarm 2	Truck: backout alerter Lmax	70.0	80.0	87.1	93.1	96.0	97.0	97.1	95.0	

Duke Patterson Warehouse

Octave spectra of the sources in dB(A) - 001 - Duke Patterson Warehouse - LMax: Outdoor SP

3

Name	Source type	I or A	Li	R'w	L'w	Lw	KI	KT	LwMax	DO-Wall	Time histogram	Emission spectrum	63Hz	125Hz	250Hz	500Hz	1kHz	2kHz	4kHz	8kHz	16kHz
		m,m ²	dB(A)	dB	dB(A)	dB(A)	dB	dB	dB(A)	dB			dB(A)	dB(A)	dB(A)	dB(A)	dB(A)	dB(A)	dB(A)	dB(A)	dB(A)
Back Up Alarm 37	Point				103.0	103.0	0.0	0.0	103.0	0	Back Up Alarm 2	Truck: backout alerter Lmax	70.0	80.0	87.1	93.1	96.0	97.0	97.1	95.0	
Back Up Alarm 38	Point				103.0	103.0	0.0	0.0	103.0	0	Back Up Alarm 2	Truck: backout alerter Lmax	70.0	80.0	87.1	93.1	96.0	97.0	97.1	95.0	
Back Up Alarm 39	Point				103.0	103.0	0.0	0.0	103.0	0	Back Up Alarm 2	Truck: backout alerter Lmax	70.0	80.0	87.1	93.1	96.0	97.0	97.1	95.0	
Back Up Alarm 40	Point				103.0	103.0	0.0	0.0	103.0	0	Back Up Alarm 2	Truck: backout alerter Lmax	70.0	80.0	87.1	93.1	96.0	97.0	97.1	95.0	
Back Up Alarm 41	Point				103.0	103.0	0.0	0.0	103.0	0	Back Up Alarm 2	Truck: backout alerter Lmax	70.0	80.0	87.1	93.1	96.0	97.0	97.1	95.0	
Back Up Alarm 42	Point				103.0	103.0	0.0	0.0	103.0	0	Back Up Alarm 2	Truck: backout alerter Lmax	70.0	80.0	87.1	93.1	96.0	97.0	97.1	95.0	
Back Up Alarm 43	Point				103.0	103.0	0.0	0.0	103.0	0	Back Up Alarm 2	Truck: backout alerter Lmax	70.0	80.0	87.1	93.1	96.0	97.0	97.1	95.0	
Back Up Alarm 44	Point				103.0	103.0	0.0	0.0	103.0	0	Back Up Alarm 2	Truck: backout alerter Lmax	70.0	80.0	87.1	93.1	96.0	97.0	97.1	95.0	
Back Up Alarm 45	Point				103.0	103.0	0.0	0.0	103.0	0	Back Up Alarm 2	Truck: backout alerter Lmax	70.0	80.0	87.1	93.1	96.0	97.0	97.1	95.0	
Back Up Alarm 46	Point				103.0	103.0	0.0	0.0	103.0	0	Back Up Alarm 2	Truck: backout alerter Lmax	70.0	80.0	87.1	93.1	96.0	97.0	97.1	95.0	
Back Up Alarm 47	Point				103.0	103.0	0.0	0.0	103.0	0	Back Up Alarm 2	Truck: backout alerter Lmax	70.0	80.0	87.1	93.1	96.0	97.0	97.1	95.0	
Back Up Alarm 48	Point				103.0	103.0	0.0	0.0	103.0	0	Back Up Alarm 2	Truck: backout alerter Lmax	70.0	80.0	87.1	93.1	96.0	97.0	97.1	95.0	
Back Up Alarm 50	Point				103.0	103.0	0.0	0.0	103.0	0	Back Up Alarm 2	Truck: backout alerter Lmax	70.0	80.0	87.1	93.1	96.0	97.0	97.1	95.0	
Back Up Alarm 51	Point				103.0	103.0	0.0	0.0	103.0	0	Back Up Alarm 2	Truck: backout alerter Lmax	70.0	80.0	87.1	93.1	96.0	97.0	97.1	95.0	
Back Up Alarm 52	Point				103.0	103.0	0.0	0.0	103.0	0	Back Up Alarm 2	Truck: backout alerter Lmax	70.0	80.0	87.1	93.1	96.0	97.0	97.1	95.0	
Back Up Alarm 53	Point				103.0	103.0	0.0	0.0	103.0	0	Back Up Alarm 2	Truck: backout alerter Lmax	70.0	80.0	87.1	93.1	96.0	97.0	97.1	95.0	

Duke Patterson Warehouse

Octave spectra of the sources in dB(A) - 001 - Duke Patterson Warehouse - LMax: Outdoor SP

3

Name	Source type	I or A	Li	R'w	L'w	Lw	KI	KT	LwMax	DO-Wall	Time histogram	Emission spectrum	63Hz	125Hz	250Hz	500Hz	1kHz	2kHz	4kHz	8kHz	16kHz
		m,m ²	dB(A)	dB	dB(A)	dB(A)	dB	dB	dB(A)	dB			dB(A)	dB(A)	dB(A)	dB(A)	dB(A)	dB(A)	dB(A)	dB(A)	dB(A)
Back Up Alarm 54	Point				103.0	103.0	0.0	0.0	103.0	0	Back Up Alarm 2	Truck: backout alerter Lmax	70.0	80.0	87.1	93.1	96.0	97.0	97.1	95.0	
Back Up Alarm 55	Point				103.0	103.0	0.0	0.0	103.0	0	Back Up Alarm 2	Truck: backout alerter Lmax	70.0	80.0	87.1	93.1	96.0	97.0	97.1	95.0	
Back Up Alarm 56	Point				103.0	103.0	0.0	0.0	103.0	0	Back Up Alarm 2	Truck: backout alerter Lmax	70.0	80.0	87.1	93.1	96.0	97.0	97.1	95.0	
Back Up Alarm 57	Point				103.0	103.0	0.0	0.0	103.0	0	Back Up Alarm 2	Truck: backout alerter Lmax	70.0	80.0	87.1	93.1	96.0	97.0	97.1	95.0	
Back Up Alarm 58	Point				103.0	103.0	0.0	0.0	103.0	0	Back Up Alarm 2	Truck: backout alerter Lmax	70.0	80.0	87.1	93.1	96.0	97.0	97.1	95.0	
Back Up Alarm 59	Point				103.0	103.0	0.0	0.0	103.0	0	Back Up Alarm 2	Truck: backout alerter Lmax	70.0	80.0	87.1	93.1	96.0	97.0	97.1	95.0	
Back Up Alarm 60	Point				103.0	103.0	0.0	0.0	103.0	0	Back Up Alarm 2	Truck: backout alerter Lmax	70.0	80.0	87.1	93.1	96.0	97.0	97.1	95.0	
Back Up Alarm 61	Point				103.0	103.0	0.0	0.0	103.0	0	Back Up Alarm 2	Truck: backout alerter Lmax	70.0	80.0	87.1	93.1	96.0	97.0	97.1	95.0	
Back Up Alarm 62	Point				103.0	103.0	0.0	0.0	103.0	0	Back Up Alarm 2	Truck: backout alerter Lmax	70.0	80.0	87.1	93.1	96.0	97.0	97.1	95.0	
Back Up Alarm 63	Point				103.0	103.0	0.0	0.0	103.0	0	Back Up Alarm 2	Truck: backout alerter Lmax	70.0	80.0	87.1	93.1	96.0	97.0	97.1	95.0	
Back Up Alarm 64	Point				103.0	103.0	0.0	0.0	103.0	0	Back Up Alarm 2	Truck: backout alerter Lmax	70.0	80.0	87.1	93.1	96.0	97.0	97.1	95.0	
Back Up Alarm 65	Point				103.0	103.0	0.0	0.0	103.0	0	Back Up Alarm 2	Truck: backout alerter Lmax	70.0	80.0	87.1	93.1	96.0	97.0	97.1	95.0	
Back Up Alarm 66	Point				103.0	103.0	0.0	0.0	103.0	0	Back Up Alarm 2	Truck: backout alerter Lmax	70.0	80.0	87.1	93.1	96.0	97.0	97.1	95.0	
Back Up Alarm 67	Point				103.0	103.0	0.0	0.0	103.0	0	Back Up Alarm 2	Truck: backout alerter Lmax	70.0	80.0	87.1	93.1	96.0	97.0	97.1	95.0	
Back Up Alarm 68	Point				103.0	103.0	0.0	0.0	103.0	0	Back Up Alarm 2	Truck: backout alerter Lmax	70.0	80.0	87.1	93.1	96.0	97.0	97.1	95.0	
Back Up Alarm 69	Point				103.0	103.0	0.0	0.0	103.0	0	Back Up Alarm 2	Truck: backout alerter Lmax	70.0	80.0	87.1	93.1	96.0	97.0	97.1	95.0	

Duke Patterson Warehouse

Octave spectra of the sources in dB(A) - 001 - Duke Patterson Warehouse - LMax: Outdoor SP

3

Name	Source type	I or A	Li	R'w	L'w	Lw	KI	KT	LwMax	DO-Wall	Time histogram	Emission spectrum	63Hz	125Hz	250Hz	500Hz	1kHz	2kHz	4kHz	8kHz	16kHz
		m,m ²	dB(A)	dB	dB(A)	dB(A)	dB	dB	dB(A)	dB			dB(A)	dB(A)	dB(A)	dB(A)	dB(A)	dB(A)	dB(A)	dB(A)	dB(A)
Back Up Alarm 70	Point				103.0	103.0	0.0	0.0	103.0	0	Back Up Alarm 2	Truck: backout alerter Lmax	70.0	80.0	87.1	93.1	96.0	97.0	97.1	95.0	
Back Up Alarm 71	Point				103.0	103.0	0.0	0.0	103.0	0	Back Up Alarm 2	Truck: backout alerter Lmax	70.0	80.0	87.1	93.1	96.0	97.0	97.1	95.0	
Back Up Alarm 72	Point				103.0	103.0	0.0	0.0	103.0	0	Back Up Alarm 2	Truck: backout alerter Lmax	70.0	80.0	87.1	93.1	96.0	97.0	97.1	95.0	
Back Up Alarm 73	Point				103.0	103.0	0.0	0.0	103.0	0	Back Up Alarm 2	Truck: backout alerter Lmax	70.0	80.0	87.1	93.1	96.0	97.0	97.1	95.0	
Back Up Alarm 74	Point				103.0	103.0	0.0	0.0	103.0	0	Back Up Alarm 2	Truck: backout alerter Lmax	70.0	80.0	87.1	93.1	96.0	97.0	97.1	95.0	
Back Up Alarm 75	Point				103.0	103.0	0.0	0.0	103.0	0	Back Up Alarm 2	Truck: backout alerter Lmax	70.0	80.0	87.1	93.1	96.0	97.0	97.1	95.0	
Back Up Alarm 76	Point				103.0	103.0	0.0	0.0	103.0	0	Back Up Alarm 2	Truck: backout alerter Lmax	70.0	80.0	87.1	93.1	96.0	97.0	97.1	95.0	
Back Up Alarm 77	Point				103.0	103.0	0.0	0.0	103.0	0	Back Up Alarm 2	Truck: backout alerter Lmax	70.0	80.0	87.1	93.1	96.0	97.0	97.1	95.0	
Back Up Alarm 78	Point				103.0	103.0	0.0	0.0	103.0	0	Back Up Alarm 2	Truck: backout alerter Lmax	70.0	80.0	87.1	93.1	96.0	97.0	97.1	95.0	
Back Up Alarm 79	Point				103.0	103.0	0.0	0.0	103.0	0	Back Up Alarm 2	Truck: backout alerter Lmax	70.0	80.0	87.1	93.1	96.0	97.0	97.1	95.0	
Back Up Alarm 80	Point				103.0	103.0	0.0	0.0	103.0	0	Back Up Alarm 2	Truck: backout alerter Lmax	70.0	80.0	87.1	93.1	96.0	97.0	97.1	95.0	
Back Up Alarm 81	Point				103.0	103.0	0.0	0.0	103.0	0	Back Up Alarm 2	Truck: backout alerter Lmax	70.0	80.0	87.1	93.1	96.0	97.0	97.1	95.0	
Back Up Alarm 82	Point				103.0	103.0	0.0	0.0	103.0	0	Back Up Alarm 2	Truck: backout alerter Lmax	70.0	80.0	87.1	93.1	96.0	97.0	97.1	95.0	
Back Up Alarm 83	Point				103.0	103.0	0.0	0.0	103.0	0	Back Up Alarm 2	Truck: backout alerter Lmax	70.0	80.0	87.1	93.1	96.0	97.0	97.1	95.0	
Back Up Alarm 84	Point				103.0	103.0	0.0	0.0	103.0	0	Back Up Alarm 2	Truck: backout alerter Lmax	70.0	80.0	87.1	93.1	96.0	97.0	97.1	95.0	
Back Up Alarm 85	Point				103.0	103.0	0.0	0.0	103.0	0	Back Up Alarm 2	Truck: backout alerter Lmax	70.0	80.0	87.1	93.1	96.0	97.0	97.1	95.0	

Duke Patterson Warehouse

Octave spectra of the sources in dB(A) - 001 - Duke Patterson Warehouse - LMax: Outdoor SP

3

Name	Source type	I or A	Li	R'w	L'w	Lw	KI	KT	LwMax	DO-Wall	Time histogram	Emission spectrum	63Hz	125Hz	250Hz	500Hz	1kHz	2kHz	4kHz	8kHz	16kHz
		m,m ²	dB(A)	dB	dB(A)	dB(A)	dB	dB	dB(A)	dB			dB(A)	dB(A)	dB(A)	dB(A)	dB(A)	dB(A)	dB(A)	dB(A)	dB(A)
Back Up Alarm 86	Point				103.0	103.0	0.0	0.0	103.0	0	Back Up Alarm 2	Truck: backout alerter Lmax	70.0	80.0	87.1	93.1	96.0	97.0	97.1	95.0	
Back Up Alarm 87	Point				103.0	103.0	0.0	0.0	103.0	0	Back Up Alarm 2	Truck: backout alerter Lmax	70.0	80.0	87.1	93.1	96.0	97.0	97.1	95.0	
Back Up Alarm 88	Point				103.0	103.0	0.0	0.0	103.0	0	Back Up Alarm 2	Truck: backout alerter Lmax	70.0	80.0	87.1	93.1	96.0	97.0	97.1	95.0	
Back Up Alarm 89	Point				103.0	103.0	0.0	0.0	103.0	0	Back Up Alarm 2	Truck: backout alerter Lmax	70.0	80.0	87.1	93.1	96.0	97.0	97.1	95.0	
Back Up Alarm 90	Point				103.0	103.0	0.0	0.0	103.0	0	Back Up Alarm 2	Truck: backout alerter Lmax	70.0	80.0	87.1	93.1	96.0	97.0	97.1	95.0	
Back Up Alarm 91	Point				103.0	103.0	0.0	0.0	103.0	0	Back Up Alarm 2	Truck: backout alerter Lmax	70.0	80.0	87.1	93.1	96.0	97.0	97.1	95.0	
Back Up Alarm 92	Point				103.0	103.0	0.0	0.0	103.0	0	Back Up Alarm 2	Truck: backout alerter Lmax	70.0	80.0	87.1	93.1	96.0	97.0	97.1	95.0	
Back Up Alarm 93	Point				103.0	103.0	0.0	0.0	103.0	0	Back Up Alarm 2	Truck: backout alerter Lmax	70.0	80.0	87.1	93.1	96.0	97.0	97.1	95.0	
Back Up Alarm 94	Point				103.0	103.0	0.0	0.0	103.0	0	Back Up Alarm 2	Truck: backout alerter Lmax	70.0	80.0	87.1	93.1	96.0	97.0	97.1	95.0	
Back Up Alarm 95	Point				103.0	103.0	0.0	0.0	103.0	0	Back Up Alarm 2	Truck: backout alerter Lmax	70.0	80.0	87.1	93.1	96.0	97.0	97.1	95.0	
Back Up Alarm 96	Point				103.0	103.0	0.0	0.0	103.0	0	Back Up Alarm 2	Truck: backout alerter Lmax	70.0	80.0	87.1	93.1	96.0	97.0	97.1	95.0	
Back Up Alarm 97	Point				103.0	103.0	0.0	0.0	103.0	0	Back Up Alarm 2	Truck: backout alerter Lmax	70.0	80.0	87.1	93.1	96.0	97.0	97.1	95.0	
Back Up Alarm 98	Point				103.0	103.0	0.0	0.0	103.0	0	Back Up Alarm 2	Truck: backout alerter Lmax	70.0	80.0	87.1	93.1	96.0	97.0	97.1	95.0	
Back Up Alarm 99	Point				103.0	103.0	0.0	0.0	103.0	0	Back Up Alarm 2	Truck: backout alerter Lmax	70.0	80.0	87.1	93.1	96.0	97.0	97.1	95.0	
Back Up Alarm 100	Point				103.0	103.0	0.0	0.0	103.0	0	Back Up Alarm 2	Truck: backout alerter Lmax	70.0	80.0	87.1	93.1	96.0	97.0	97.1	95.0	
Back Up Alarm 101	Point				103.0	103.0	0.0	0.0	103.0	0	Back Up Alarm 2	Truck: backout alerter Lmax	70.0	80.0	87.1	93.1	96.0	97.0	97.1	95.0	

Duke Patterson Warehouse

Octave spectra of the sources in dB(A) - 001 - Duke Patterson Warehouse - LMax: Outdoor SP

3

Name	Source type	I or A m,m ²	Li dB(A)	R'w dB	L'w dB(A)	Lw dB(A)	KI dB	KT dB	LwMax dB(A)	DO-Wall dB	Time histogram	Emission spectrum	63Hz	125Hz	250Hz	500Hz	1kHz	2kHz	4kHz	8kHz	16kHz
													dB(A)	dB(A)	dB(A)	dB(A)	dB(A)	dB(A)	dB(A)	dB(A)	dB(A)
Back Up Alarm 102	Point				103.0	103.0	0.0	0.0	103.0	0	Back Up Alarm 2	Truck: backout alerter Lmax	70.0	80.0	87.1	93.1	96.0	97.0	97.1	95.0	
Back Up Alarm 103	Point				103.0	103.0	0.0	0.0	103.0	0	Back Up Alarm 2	Truck: backout alerter Lmax	70.0	80.0	87.1	93.1	96.0	97.0	97.1	95.0	
Back Up Alarm 104	Point				103.0	103.0	0.0	0.0	103.0	0	Back Up Alarm 2	Truck: backout alerter Lmax	70.0	80.0	87.1	93.1	96.0	97.0	97.1	95.0	
Back Up Alarm 105	Point				103.0	103.0	0.0	0.0	103.0	0	Back Up Alarm 2	Truck: backout alerter Lmax	70.0	80.0	87.1	93.1	96.0	97.0	97.1	95.0	
Back Up Alarm 106	Point				103.0	103.0	0.0	0.0	103.0	0	Back Up Alarm 2	Truck: backout alerter Lmax	70.0	80.0	87.1	93.1	96.0	97.0	97.1	95.0	
Back Up Alarm 107	Point				103.0	103.0	0.0	0.0	103.0	0	Back Up Alarm 2	Truck: backout alerter Lmax	70.0	80.0	87.1	93.1	96.0	97.0	97.1	95.0	
Back Up Alarm 108	Point				103.0	103.0	0.0	0.0	103.0	0	Back Up Alarm 2	Truck: backout alerter Lmax	70.0	80.0	87.1	93.1	96.0	97.0	97.1	95.0	
Back Up Alarm 109	Point				103.0	103.0	0.0	0.0	103.0	0	Back Up Alarm 2	Truck: backout alerter Lmax	70.0	80.0	87.1	93.1	96.0	97.0	97.1	95.0	
Back Up Alarm 110	Point				103.0	103.0	0.0	0.0	103.0	0	Back Up Alarm 2	Truck: backout alerter Lmax	70.0	80.0	87.1	93.1	96.0	97.0	97.1	95.0	
Back Up Alarm 111	Point				103.0	103.0	0.0	0.0	103.0	0	Back Up Alarm 2	Truck: backout alerter Lmax	70.0	80.0	87.1	93.1	96.0	97.0	97.1	95.0	
Back Up Alarm 112	Point				103.0	103.0	0.0	0.0	103.0	0	Back Up Alarm 2	Truck: backout alerter Lmax	70.0	80.0	87.1	93.1	96.0	97.0	97.1	95.0	
HVAC 1	Point				74.8	74.8	0.0	0.0	75.7	0	100%/24h	Carrier 50TFQ0006 - 5 Ton	52.0	58.5	62.9	67.2	69.5	69.1	66.1	61.2	48.9
HVAC 1	Point				74.8	74.8	0.0	0.0	75.7	0	100%/24h	Carrier 50TFQ0006 - 5 Ton	52.0	58.5	62.9	67.2	69.5	69.1	66.1	61.2	48.9
HVAC 1	Point				74.8	74.8	0.0	0.0	75.7	0	100%/24h	Carrier 50TFQ0006 - 5 Ton	52.0	58.5	62.9	67.2	69.5	69.1	66.1	61.2	48.9
HVAC 1	Point				74.8	74.8	0.0	0.0	75.7	0	100%/24h	Carrier 50TFQ0006 - 5 Ton	52.0	58.5	62.9	67.2	69.5	69.1	66.1	61.2	48.9
HVAC 1	Point				74.8	74.8	0.0	0.0	75.7	0	100%/24h	Carrier 50TFQ0006 - 5 Ton	52.0	58.5	62.9	67.2	69.5	69.1	66.1	61.2	48.9
HVAC 1	Point				74.8	74.8	0.0	0.0	75.7	0	100%/24h	Carrier 50TFQ0006 - 5 Ton	52.0	58.5	62.9	67.2	69.5	69.1	66.1	61.2	48.9
HVAC 1	Point				74.8	74.8	0.0	0.0	75.7	0	100%/24h	Carrier 50TFQ0006 - 5 Ton	52.0	58.5	62.9	67.2	69.5	69.1	66.1	61.2	48.9
HVAC 1	Point				74.8	74.8	0.0	0.0	75.7	0	100%/24h	Carrier 50TFQ0006 - 5 Ton	52.0	58.5	62.9	67.2	69.5	69.1	66.1	61.2	48.9

Duke Patterson Warehouse

Octave spectra of the sources in dB(A) - 001 - Duke Patterson Warehouse - LMax: Outdoor SP

3

Name	Source type	I or A m,m ²	Li dB(A)	R'w dB	L'w dB(A)	Lw dB(A)	KI dB	KT dB	LwMax dB(A)	DO-Wall dB	Time histogram	Emission spectrum	63Hz dB(A)	125Hz dB(A)	250Hz dB(A)	500Hz dB(A)	1kHz dB(A)	2kHz dB(A)	4kHz dB(A)	8kHz dB(A)	16kHz dB(A)
HVAC 1	Point				74.8	74.8	0.0	0.0	75.7	0	100%/24h	Carrier 50TFQ0006 - 5 Ton	52.0	58.5	62.9	67.2	69.5	69.1	66.1	61.2	48.9
HVAC 1	Point				74.8	74.8	0.0	0.0	75.7	0	100%/24h	Carrier 50TFQ0006 - 5 Ton	52.0	58.5	62.9	67.2	69.5	69.1	66.1	61.2	48.9
HVAC 1	Point				74.8	74.8	0.0	0.0	75.7	0	100%/24h	Carrier 50TFQ0006 - 5 Ton	52.0	58.5	62.9	67.2	69.5	69.1	66.1	61.2	48.9
HVAC 1	Point				74.8	74.8	0.0	0.0	75.7	0	100%/24h	Carrier 50TFQ0006 - 5 Ton	52.0	58.5	62.9	67.2	69.5	69.1	66.1	61.2	48.9
HVAC 1	Point				74.8	74.8	0.0	0.0	75.7	0	100%/24h	Carrier 50TFQ0006 - 5 Ton	52.0	58.5	62.9	67.2	69.5	69.1	66.1	61.2	48.9
HVAC 1	Point				74.8	74.8	0.0	0.0	75.7	0	100%/24h	Carrier 50TFQ0006 - 5 Ton	52.0	58.5	62.9	67.2	69.5	69.1	66.1	61.2	48.9
HVAC 1	Point				74.8	74.8	0.0	0.0	75.7	0	100%/24h	Carrier 50TFQ0006 - 5 Ton	52.0	58.5	62.9	67.2	69.5	69.1	66.1	61.2	48.9
HVAC 1	Point				74.8	74.8	0.0	0.0	75.7	0	100%/24h	Carrier 50TFQ0006 - 5 Ton	52.0	58.5	62.9	67.2	69.5	69.1	66.1	61.2	48.9
HVAC 1	Point				74.8	74.8	0.0	0.0	75.7	0	100%/24h	Carrier 50TFQ0006 - 5 Ton	52.0	58.5	62.9	67.2	69.5	69.1	66.1	61.2	48.9
HVAC 1	Point				74.8	74.8	0.0	0.0	75.7	0	100%/24h	Carrier 50TFQ0006 - 5 Ton	52.0	58.5	62.9	67.2	69.5	69.1	66.1	61.2	48.9
HVAC 1	Point				74.8	74.8	0.0	0.0	75.7	0	100%/24h	Carrier 50TFQ0006 - 5 Ton	52.0	58.5	62.9	67.2	69.5	69.1	66.1	61.2	48.9
HVAC 1	Point				74.8	74.8	0.0	0.0	75.7	0	100%/24h	Carrier 50TFQ0006 - 5 Ton	52.0	58.5	62.9	67.2	69.5	69.1	66.1	61.2	48.9
HVAC 1	Point				74.8	74.8	0.0	0.0	75.7	0	100%/24h	Carrier 50TFQ0006 - 5 Ton	52.0	58.5	62.9	67.2	69.5	69.1	66.1	61.2	48.9
HVAC 1	Point				74.8	74.8	0.0	0.0	75.7	0	100%/24h	Carrier 50TFQ0006 - 5 Ton	52.0	58.5	62.9	67.2	69.5	69.1	66.1	61.2	48.9
HVAC 1	Point				74.8	74.8	0.0	0.0	75.7	0	100%/24h	Carrier 50TFQ0006 - 5 Ton	52.0	58.5	62.9	67.2	69.5	69.1	66.1	61.2	48.9
HVAC 1	Point				74.8	74.8	0.0	0.0	75.7	0	100%/24h	Carrier 50TFQ0006 - 5 Ton	52.0	58.5	62.9	67.2	69.5	69.1	66.1	61.2	48.9
HVAC 1	Point				74.8	74.8	0.0	0.0	75.7	0	100%/24h	Carrier 50TFQ0006 - 5 Ton	52.0	58.5	62.9	67.2	69.5	69.1	66.1	61.2	48.9
HVAC 1	Point				74.8	74.8	0.0	0.0	75.7	0	100%/24h	Carrier 50TFQ0006 - 5 Ton	52.0	58.5	62.9	67.2	69.5	69.1	66.1	61.2	48.9
HVAC 1	Point				74.8	74.8	0.0	0.0	75.7	0	100%/24h	Carrier 50TFQ0006 - 5 Ton	52.0	58.5	62.9	67.2	69.5	69.1	66.1	61.2	48.9
HVAC 1	Point				74.8	74.8	0.0	0.0	75.7	0	100%/24h	Carrier 50TFQ0006 - 5 Ton	52.0	58.5	62.9	67.2	69.5	69.1	66.1	61.2	48.9
HVAC 1	Point				74.8	74.8	0.0	0.0	75.7	0	100%/24h	Carrier 50TFQ0006 - 5 Ton	52.0	58.5	62.9	67.2	69.5	69.1	66.1	61.2	48.9
HVAC 1	Point				74.8	74.8	0.0	0.0	75.7	0	100%/24h	Carrier 50TFQ0006 - 5 Ton	52.0	58.5	62.9	67.2	69.5	69.1	66.1	61.2	48.9
HVAC 1	Point				74.8	74.8	0.0	0.0	75.7	0	100%/24h	Carrier 50TFQ0006 - 5 Ton	52.0	58.5	62.9	67.2	69.5	69.1	66.1	61.2	48.9
HVAC 1	Point				74.8	74.8	0.0	0.0	75.7	0	100%/24h	Carrier 50TFQ0006 - 5 Ton	52.0	58.5	62.9	67.2	69.5	69.1	66.1	61.2	48.9
HVAC 1	Point				74.8	74.8	0.0	0.0	75.7	0	100%/24h	Carrier 50TFQ0006 - 5 Ton	52.0	58.5	62.9	67.2	69.5	69.1	66.1	61.2	48.9
HVAC 1	Point				74.8	74.8	0.0	0.0	75.7	0	100%/24h	Carrier 50TFQ0006 - 5 Ton	52.0	58.5	62.9	67.2	69.5	69.1	66.1	61.2	48.9
HVAC 1	Point				74.8	74.8	0.0	0.0	75.7	0	100%/24h	Carrier 50TFQ0006 - 5 Ton	52.0	58.5	62.9	67.2	69.5	69.1	66.1	61.2	48.9
HVAC 1	Point				74.8	74.8	0.0	0.0	75.7	0	100%/24h	Carrier 50TFQ0006 - 5 Ton	52.0	58.5	62.9	67.2	69.5	69.1	66.1	61.2	48.9
HVAC 1	Point				74.8	74.8	0.0	0.0	75.7	0	100%/24h	Carrier 50TFQ0006 - 5 Ton	52.0	58.5	62.9	67.2	69.5	69.1	66.1	61.2	48.9
HVAC 1	Point				74.8	74.8	0.0	0.0	75.7	0	100%/24h	Carrier 50TFQ0006 - 5 Ton	52.0	58.5	62.9	67.2	69.5	69.1	66.1	61.2	48.9

Duke Patterson Warehouse

Octave spectra of the sources in dB(A) - 001 - Duke Patterson Warehouse - LMax: Outdoor SP

3

Name	Source type	l or A m,m ²	Li dB(A)	R'w dB	L'w dB(A)	Lw dB(A)	KI dB	KT dB	LwMax dB(A)	DO-Wall dB	Time histogram	Emission spectrum	63Hz	125Hz	250Hz	500Hz	1kHz	2kHz	4kHz	8kHz	16kHz
													dB(A)	dB(A)	dB(A)	dB(A)	dB(A)	dB(A)	dB(A)	dB(A)	dB(A)
HVAC 1	Point				74.8	74.8	0.0	0.0	75.7	0	100%/24h	Carrier 50TFQ0006 - 5 Ton	52.0	58.5	62.9	67.2	69.5	69.1	66.1	61.2	48.9
HVAC 1	Point				74.8	74.8	0.0	0.0	75.7	0	100%/24h	Carrier 50TFQ0006 - 5 Ton	52.0	58.5	62.9	67.2	69.5	69.1	66.1	61.2	48.9
HVAC 1	Point				74.8	74.8	0.0	0.0	75.7	0	100%/24h	Carrier 50TFQ0006 - 5 Ton	52.0	58.5	62.9	67.2	69.5	69.1	66.1	61.2	48.9
HVAC 1	Point				74.8	74.8	0.0	0.0	75.7	0	100%/24h	Carrier 50TFQ0006 - 5 Ton	52.0	58.5	62.9	67.2	69.5	69.1	66.1	61.2	48.9
HVAC 1	Point				74.8	74.8	0.0	0.0	75.7	0	100%/24h	Carrier 50TFQ0006 - 5 Ton	52.0	58.5	62.9	67.2	69.5	69.1	66.1	61.2	48.9
HVAC 1	Point				74.8	74.8	0.0	0.0	75.7	0	100%/24h	Carrier 50TFQ0006 - 5 Ton	52.0	58.5	62.9	67.2	69.5	69.1	66.1	61.2	48.9
HVAC 1	Point				74.8	74.8	0.0	0.0	75.7	0	100%/24h	Carrier 50TFQ0006 - 5 Ton	52.0	58.5	62.9	67.2	69.5	69.1	66.1	61.2	48.9
HVAC 1	Point				74.8	74.8	0.0	0.0	75.7	0	100%/24h	Carrier 50TFQ0006 - 5 Ton	52.0	58.5	62.9	67.2	69.5	69.1	66.1	61.2	48.9
HVAC 1	Point				74.8	74.8	0.0	0.0	75.7	0	100%/24h	Carrier 50TFQ0006 - 5 Ton	52.0	58.5	62.9	67.2	69.5	69.1	66.1	61.2	48.9
HVAC 1	Point				74.8	74.8	0.0	0.0	75.7	0	100%/24h	Carrier 50TFQ0006 - 5 Ton	52.0	58.5	62.9	67.2	69.5	69.1	66.1	61.2	48.9
HVAC 1	Point				74.8	74.8	0.0	0.0	75.7	0	100%/24h	Carrier 50TFQ0006 - 5 Ton	52.0	58.5	62.9	67.2	69.5	69.1	66.1	61.2	48.9
HVAC 1	Point				74.8	74.8	0.0	0.0	75.7	0	100%/24h	Carrier 50TFQ0006 - 5 Ton	52.0	58.5	62.9	67.2	69.5	69.1	66.1	61.2	48.9
HVAC 1	Point				74.8	74.8	0.0	0.0	75.7	0	100%/24h	Carrier 50TFQ0006 - 5 Ton	52.0	58.5	62.9	67.2	69.5	69.1	66.1	61.2	48.9
HVAC 1	Point				74.8	74.8	0.0	0.0	75.7	0	100%/24h	Carrier 50TFQ0006 - 5 Ton	52.0	58.5	62.9	67.2	69.5	69.1	66.1	61.2	48.9
HVAC 1	Point				74.8	74.8	0.0	0.0	75.7	0	100%/24h	Carrier 50TFQ0006 - 5 Ton	52.0	58.5	62.9	67.2	69.5	69.1	66.1	61.2	48.9
HVAC 1	Point				74.8	74.8	0.0	0.0	75.7	0	100%/24h	Carrier 50TFQ0006 - 5 Ton	52.0	58.5	62.9	67.2	69.5	69.1	66.1	61.2	48.9
Idling Trucks	Point				90.7	90.7	0.0	0.0	91.8	0	Back Up Alarm 2	Idling Semi Truck 10' - Calibrated	58.2	77.5	76.2	82.8	87.4	84.1	79.0	70.6	57.9
Idling Trucks	Point				90.7	90.7	0.0	0.0	91.8	0	Back Up Alarm 2	Idling Semi Truck 10' - Calibrated	58.2	77.5	76.2	82.8	87.4	84.1	79.0	70.6	57.9
Idling Trucks	Point				90.7	90.7	0.0	0.0	91.8	0	Back Up Alarm 2	Idling Semi Truck 10' - Calibrated	58.2	77.5	76.2	82.8	87.4	84.1	79.0	70.6	57.9
Idling Trucks	Point				90.7	90.7	0.0	0.0	91.8	0	Back Up Alarm 2	Idling Semi Truck 10' - Calibrated	58.2	77.5	76.2	82.8	87.4	84.1	79.0	70.6	57.9
Idling Trucks	Point				90.7	90.7	0.0	0.0	91.8	0	Back Up Alarm 2	Idling Semi Truck 10' - Calibrated	58.2	77.5	76.2	82.8	87.4	84.1	79.0	70.6	57.9
Idling Trucks	Point				90.7	90.7	0.0	0.0	91.8	0	Back Up Alarm 2	Idling Semi Truck 10' - Calibrated	58.2	77.5	76.2	82.8	87.4	84.1	79.0	70.6	57.9
Idling Trucks	Point				90.7	90.7	0.0	0.0	91.8	0	Back Up Alarm 2	Idling Semi Truck 10' - Calibrated	58.2	77.5	76.2	82.8	87.4	84.1	79.0	70.6	57.9
Idling Trucks	Point				90.7	90.7	0.0	0.0	91.8	0	Back Up Alarm 2	Idling Semi Truck 10' - Calibrated	58.2	77.5	76.2	82.8	87.4	84.1	79.0	70.6	57.9
Idling Trucks	Point				90.7	90.7	0.0	0.0	91.8	0	Back Up Alarm 2	Idling Semi Truck 10' - Calibrated	58.2	77.5	76.2	82.8	87.4	84.1	79.0	70.6	57.9
Idling Trucks	Point				90.7	90.7	0.0	0.0	91.8	0	Back Up Alarm 2	Idling Semi Truck 10' - Calibrated	58.2	77.5	76.2	82.8	87.4	84.1	79.0	70.6	57.9
Idling Trucks	Point				90.7	90.7	0.0	0.0	91.8	0	Back Up Alarm 2	Idling Semi Truck 10' - Calibrated	58.2	77.5	76.2	82.8	87.4	84.1	79.0	70.6	57.9

Duke Patterson Warehouse

Octave spectra of the sources in dB(A) - 001 - Duke Patterson Warehouse - LMax: Outdoor SP

3

Name	Source type	I or A m,m ²	Li dB(A)	R'w dB	L'w dB(A)	Lw dB(A)	KI dB	KT dB	LwMax dB(A)	DO-Wall dB	Time histogram	Emission spectrum	63Hz	125Hz	250Hz	500Hz	1kHz	2kHz	4kHz	8kHz	16kHz
													dB(A)	dB(A)	dB(A)	dB(A)	dB(A)	dB(A)	dB(A)	dB(A)	dB(A)
Idling Trucks	Point				90.7	90.7	0.0	0.0	91.8	0	Back Up Alarm 2	Idling Semi Truck 10' - Calibrated	58.2	77.5	76.2	82.8	87.4	84.1	79.0	70.6	57.9
Idling Trucks	Point				90.7	90.7	0.0	0.0	91.8	0	Back Up Alarm 2	Idling Semi Truck 10' - Calibrated	58.2	77.5	76.2	82.8	87.4	84.1	79.0	70.6	57.9
Idling Trucks	Point				90.7	90.7	0.0	0.0	91.8	0	Back Up Alarm 2	Idling Semi Truck 10' - Calibrated	58.2	77.5	76.2	82.8	87.4	84.1	79.0	70.6	57.9
Idling Trucks	Point				90.7	90.7	0.0	0.0	91.8	0	Back Up Alarm 2	Idling Semi Truck 10' - Calibrated	58.2	77.5	76.2	82.8	87.4	84.1	79.0	70.6	57.9
Idling Trucks	Point				90.7	90.7	0.0	0.0	91.8	0	Back Up Alarm 2	Idling Semi Truck 10' - Calibrated	58.2	77.5	76.2	82.8	87.4	84.1	79.0	70.6	57.9
Idling Trucks	Point				90.7	90.7	0.0	0.0	91.8	0	Back Up Alarm 2	Idling Semi Truck 10' - Calibrated	58.2	77.5	76.2	82.8	87.4	84.1	79.0	70.6	57.9
Idling Trucks	Point				90.7	90.7	0.0	0.0	91.8	0	Back Up Alarm 2	Idling Semi Truck 10' - Calibrated	58.2	77.5	76.2	82.8	87.4	84.1	79.0	70.6	57.9
Idling Trucks	Point				90.7	90.7	0.0	0.0	91.8	0	Back Up Alarm 2	Idling Semi Truck 10' - Calibrated	58.2	77.5	76.2	82.8	87.4	84.1	79.0	70.6	57.9
Idling Trucks	Point				90.7	90.7	0.0	0.0	91.8	0	Back Up Alarm 2	Idling Semi Truck 10' - Calibrated	58.2	77.5	76.2	82.8	87.4	84.1	79.0	70.6	57.9
Idling Trucks	Point				90.7	90.7	0.0	0.0	91.8	0	Back Up Alarm 2	Idling Semi Truck 10' - Calibrated	58.2	77.5	76.2	82.8	87.4	84.1	79.0	70.6	57.9
Idling Trucks	Point				90.7	90.7	0.0	0.0	91.8	0	Back Up Alarm 2	Idling Semi Truck 10' - Calibrated	58.2	77.5	76.2	82.8	87.4	84.1	79.0	70.6	57.9
Idling Trucks	Point				90.7	90.7	0.0	0.0	91.8	0	Back Up Alarm 2	Idling Semi Truck 10' - Calibrated	58.2	77.5	76.2	82.8	87.4	84.1	79.0	70.6	57.9
Idling Trucks	Point				90.7	90.7	0.0	0.0	91.8	0	Back Up Alarm 2	Idling Semi Truck 10' - Calibrated	58.2	77.5	76.2	82.8	87.4	84.1	79.0	70.6	57.9
Idling Trucks	Point				90.7	90.7	0.0	0.0	91.8	0	Back Up Alarm 2	Idling Semi Truck 10' - Calibrated	58.2	77.5	76.2	82.8	87.4	84.1	79.0	70.6	57.9
Idling Trucks	Point				90.7	90.7	0.0	0.0	91.8	0	Back Up Alarm 2	Idling Semi Truck 10' - Calibrated	58.2	77.5	76.2	82.8	87.4	84.1	79.0	70.6	57.9
Idling Trucks	Point				90.7	90.7	0.0	0.0	91.8	0	Back Up Alarm 2	Idling Semi Truck 10' - Calibrated	58.2	77.5	76.2	82.8	87.4	84.1	79.0	70.6	57.9
Idling Trucks	Point				90.7	90.7	0.0	0.0	91.8	0	Back Up Alarm 2	Idling Semi Truck 10' - Calibrated	58.2	77.5	76.2	82.8	87.4	84.1	79.0	70.6	57.9

Duke Patterson Warehouse

Octave spectra of the sources in dB(A) - 001 - Duke Patterson Warehouse - LMax: Outdoor SP

3

Name	Source type	l or A m,m ²	Li dB(A)	R'w dB	L'w dB(A)	Lw dB(A)	KI dB	KT dB	LwMax dB(A)	DO-Wall dB	Time histogram	Emission spectrum	63Hz	125Hz	250Hz	500Hz	1kHz	2kHz	4kHz	8kHz	16kHz
													dB(A)	dB(A)	dB(A)	dB(A)	dB(A)	dB(A)	dB(A)	dB(A)	dB(A)
Idling Trucks	Point				90.7	90.7	0.0	0.0	91.8	0	Back Up Alarm 2	Idling Semi Truck 10' - Calibrated	58.2	77.5	76.2	82.8	87.4	84.1	79.0	70.6	57.9
Idling Trucks	Point				90.7	90.7	0.0	0.0	91.8	0	Back Up Alarm 2	Idling Semi Truck 10' - Calibrated	58.2	77.5	76.2	82.8	87.4	84.1	79.0	70.6	57.9
Idling Trucks	Point				90.7	90.7	0.0	0.0	91.8	0	Back Up Alarm 2	Idling Semi Truck 10' - Calibrated	58.2	77.5	76.2	82.8	87.4	84.1	79.0	70.6	57.9
Idling Trucks	Point				90.7	90.7	0.0	0.0	91.8	0	Back Up Alarm 2	Idling Semi Truck 10' - Calibrated	58.2	77.5	76.2	82.8	87.4	84.1	79.0	70.6	57.9
Idling Trucks	Point				90.7	90.7	0.0	0.0	91.8	0	Back Up Alarm 2	Idling Semi Truck 10' - Calibrated	58.2	77.5	76.2	82.8	87.4	84.1	79.0	70.6	57.9
Idling Trucks	Point				90.7	90.7	0.0	0.0	91.8	0	Back Up Alarm 2	Idling Semi Truck 10' - Calibrated	58.2	77.5	76.2	82.8	87.4	84.1	79.0	70.6	57.9
Idling Trucks	Point				90.7	90.7	0.0	0.0	91.8	0	Back Up Alarm 2	Idling Semi Truck 10' - Calibrated	58.2	77.5	76.2	82.8	87.4	84.1	79.0	70.6	57.9
Idling Trucks	Point				90.7	90.7	0.0	0.0	91.8	0	Back Up Alarm 2	Idling Semi Truck 10' - Calibrated	58.2	77.5	76.2	82.8	87.4	84.1	79.0	70.6	57.9
Idling Trucks	Point				90.7	90.7	0.0	0.0	91.8	0	Back Up Alarm 2	Idling Semi Truck 10' - Calibrated	58.2	77.5	76.2	82.8	87.4	84.1	79.0	70.6	57.9
Idling Trucks	Point				90.7	90.7	0.0	0.0	91.8	0	Back Up Alarm 2	Idling Semi Truck 10' - Calibrated	58.2	77.5	76.2	82.8	87.4	84.1	79.0	70.6	57.9
Idling Trucks	Point				90.7	90.7	0.0	0.0	91.8	0	Back Up Alarm 2	Idling Semi Truck 10' - Calibrated	58.2	77.5	76.2	82.8	87.4	84.1	79.0	70.6	57.9
Idling Trucks	Point				90.7	90.7	0.0	0.0	91.8	0	Back Up Alarm 2	Idling Semi Truck 10' - Calibrated	58.2	77.5	76.2	82.8	87.4	84.1	79.0	70.6	57.9
Idling Trucks	Point				90.7	90.7	0.0	0.0	91.8	0	Back Up Alarm 2	Idling Semi Truck 10' - Calibrated	58.2	77.5	76.2	82.8	87.4	84.1	79.0	70.6	57.9
Idling Trucks	Point				90.7	90.7	0.0	0.0	91.8	0	Back Up Alarm 2	Idling Semi Truck 10' - Calibrated	58.2	77.5	76.2	82.8	87.4	84.1	79.0	70.6	57.9
Idling Trucks	Point				90.7	90.7	0.0	0.0	91.8	0	Back Up Alarm 2	Idling Semi Truck 10' - Calibrated	58.2	77.5	76.2	82.8	87.4	84.1	79.0	70.6	57.9
Idling Trucks	Point				90.7	90.7	0.0	0.0	91.8	0	Back Up Alarm 2	Idling Semi Truck 10' - Calibrated	58.2	77.5	76.2	82.8	87.4	84.1	79.0	70.6	57.9
Idling Trucks	Point				90.7	90.7	0.0	0.0	91.8	0	Back Up Alarm 2	Idling Semi Truck 10' - Calibrated	58.2	77.5	76.2	82.8	87.4	84.1	79.0	70.6	57.9
Idling Trucks	Point				90.7	90.7	0.0	0.0	91.8	0	Back Up Alarm 2	Idling Semi Truck 10' - Calibrated	58.2	77.5	76.2	82.8	87.4	84.1	79.0	70.6	57.9

Duke Patterson Warehouse

Octave spectra of the sources in dB(A) - 001 - Duke Patterson Warehouse - LMax: Outdoor SP

3

Name	Source type	l or A m,m ²	Li dB(A)	R'w dB	L'w dB(A)	Lw dB(A)	KI dB	KT dB	LwMax dB(A)	DO-Wall dB	Time histogram	Emission spectrum	63Hz	125Hz	250Hz	500Hz	1kHz	2kHz	4kHz	8kHz	16kHz
													dB(A)	dB(A)	dB(A)	dB(A)	dB(A)	dB(A)	dB(A)	dB(A)	dB(A)
Idling Trucks	Point				90.7	90.7	0.0	0.0	91.8	0	Back Up Alarm 2	Idling Semi Truck 10' - Calibrated	58.2	77.5	76.2	82.8	87.4	84.1	79.0	70.6	57.9
Idling Trucks	Point				90.7	90.7	0.0	0.0	91.8	0	Back Up Alarm 2	Idling Semi Truck 10' - Calibrated	58.2	77.5	76.2	82.8	87.4	84.1	79.0	70.6	57.9
Idling Trucks	Point				90.7	90.7	0.0	0.0	91.8	0	Back Up Alarm 2	Idling Semi Truck 10' - Calibrated	58.2	77.5	76.2	82.8	87.4	84.1	79.0	70.6	57.9
Idling Trucks	Point				90.7	90.7	0.0	0.0	91.8	0	Back Up Alarm 2	Idling Semi Truck 10' - Calibrated	58.2	77.5	76.2	82.8	87.4	84.1	79.0	70.6	57.9
Idling Trucks	Point				90.7	90.7	0.0	0.0	91.8	0	Back Up Alarm 2	Idling Semi Truck 10' - Calibrated	58.2	77.5	76.2	82.8	87.4	84.1	79.0	70.6	57.9
Idling Trucks	Point				90.7	90.7	0.0	0.0	91.8	0	Back Up Alarm 2	Idling Semi Truck 10' - Calibrated	58.2	77.5	76.2	82.8	87.4	84.1	79.0	70.6	57.9
Idling Trucks	Point				90.7	90.7	0.0	0.0	91.8	0	Back Up Alarm 2	Idling Semi Truck 10' - Calibrated	58.2	77.5	76.2	82.8	87.4	84.1	79.0	70.6	57.9
Idling Trucks	Point				90.7	90.7	0.0	0.0	91.8	0	Back Up Alarm 2	Idling Semi Truck 10' - Calibrated	58.2	77.5	76.2	82.8	87.4	84.1	79.0	70.6	57.9
Idling Trucks	Point				90.7	90.7	0.0	0.0	91.8	0	Back Up Alarm 2	Idling Semi Truck 10' - Calibrated	58.2	77.5	76.2	82.8	87.4	84.1	79.0	70.6	57.9
Idling Trucks	Point				90.7	90.7	0.0	0.0	91.8	0	Back Up Alarm 2	Idling Semi Truck 10' - Calibrated	58.2	77.5	76.2	82.8	87.4	84.1	79.0	70.6	57.9
Idling Trucks	Point				90.7	90.7	0.0	0.0	91.8	0	Back Up Alarm 2	Idling Semi Truck 10' - Calibrated	58.2	77.5	76.2	82.8	87.4	84.1	79.0	70.6	57.9
Idling Trucks	Point				90.7	90.7	0.0	0.0	91.8	0	Back Up Alarm 2	Idling Semi Truck 10' - Calibrated	58.2	77.5	76.2	82.8	87.4	84.1	79.0	70.6	57.9
Idling Trucks	Point				90.7	90.7	0.0	0.0	91.8	0	Back Up Alarm 2	Idling Semi Truck 10' - Calibrated	58.2	77.5	76.2	82.8	87.4	84.1	79.0	70.6	57.9
Idling Trucks	Point				90.7	90.7	0.0	0.0	91.8	0	Back Up Alarm 2	Idling Semi Truck 10' - Calibrated	58.2	77.5	76.2	82.8	87.4	84.1	79.0	70.6	57.9
Idling Trucks	Point				90.7	90.7	0.0	0.0	91.8	0	Back Up Alarm 2	Idling Semi Truck 10' - Calibrated	58.2	77.5	76.2	82.8	87.4	84.1	79.0	70.6	57.9
Idling Trucks	Point				90.7	90.7	0.0	0.0	91.8	0	Back Up Alarm 2	Idling Semi Truck 10' - Calibrated	58.2	77.5	76.2	82.8	87.4	84.1	79.0	70.6	57.9
Idling Trucks	Point				90.7	90.7	0.0	0.0	91.8	0	Back Up Alarm 2	Idling Semi Truck 10' - Calibrated	58.2	77.5	76.2	82.8	87.4	84.1	79.0	70.6	57.9
Idling Trucks	Point				90.7	90.7	0.0	0.0	91.8	0	Back Up Alarm 2	Idling Semi Truck 10' - Calibrated	58.2	77.5	76.2	82.8	87.4	84.1	79.0	70.6	57.9

Duke Patterson Warehouse

Octave spectra of the sources in dB(A) - 001 - Duke Patterson Warehouse - LMax: Outdoor SP

3

Name	Source type	I or A m,m²	Li dB(A)	R'w dB	L'w dB(A)	Lw dB(A)	KI dB	KT dB	LwMax dB(A)	DO-Wall dB	Time histogram	Emission spectrum	63Hz dB(A)	125Hz dB(A)	250Hz dB(A)	500Hz dB(A)	1kHz dB(A)	2kHz dB(A)	4kHz dB(A)	8kHz dB(A)	16kHz dB(A)
Idling Trucks	Point				90.7	90.7	0.0	0.0	91.8	0	Back Up Alarm 2	Idling Semi Truck 10' - Calibrated	58.2	77.5	76.2	82.8	87.4	84.1	79.0	70.6	57.9
Idling Trucks	Point				90.7	90.7	0.0	0.0	91.8	0	Back Up Alarm 2	Idling Semi Truck 10' - Calibrated	58.2	77.5	76.2	82.8	87.4	84.1	79.0	70.6	57.9
Idling Trucks	Point				90.7	90.7	0.0	0.0	91.8	0	Back Up Alarm 2	Idling Semi Truck 10' - Calibrated	58.2	77.5	76.2	82.8	87.4	84.1	79.0	70.6	57.9
Idling Trucks	Point				90.7	90.7	0.0	0.0	91.8	0	Back Up Alarm 2	Idling Semi Truck 10' - Calibrated	58.2	77.5	76.2	82.8	87.4	84.1	79.0	70.6	57.9
Idling Trucks	Point				90.7	90.7	0.0	0.0	91.8	0	Back Up Alarm 2	Idling Semi Truck 10' - Calibrated	58.2	77.5	76.2	82.8	87.4	84.1	79.0	70.6	57.9
Idling Trucks	Point				90.7	90.7	0.0	0.0	91.8	0	Back Up Alarm 2	Idling Semi Truck 10' - Calibrated	58.2	77.5	76.2	82.8	87.4	84.1	79.0	70.6	57.9
Idling Trucks	Point				90.7	90.7	0.0	0.0	91.8	0	Back Up Alarm 2	Idling Semi Truck 10' - Calibrated	58.2	77.5	76.2	82.8	87.4	84.1	79.0	70.6	57.9
Idling Trucks	Point				90.7	90.7	0.0	0.0	91.8	0	Back Up Alarm 2	Idling Semi Truck 10' - Calibrated	58.2	77.5	76.2	82.8	87.4	84.1	79.0	70.6	57.9
Idling Trucks	Point				90.7	90.7	0.0	0.0	91.8	0	Back Up Alarm 2	Idling Semi Truck 10' - Calibrated	58.2	77.5	76.2	82.8	87.4	84.1	79.0	70.6	57.9
Idling Trucks	Point				90.7	90.7	0.0	0.0	91.8	0	Back Up Alarm 2	Idling Semi Truck 10' - Calibrated	58.2	77.5	76.2	82.8	87.4	84.1	79.0	70.6	57.9
Idling Trucks	Point				90.7	90.7	0.0	0.0	91.8	0	Back Up Alarm 2	Idling Semi Truck 10' - Calibrated	58.2	77.5	76.2	82.8	87.4	84.1	79.0	70.6	57.9
Idling Trucks	Point				90.7	90.7	0.0	0.0	91.8	0	Back Up Alarm 2	Idling Semi Truck 10' - Calibrated	58.2	77.5	76.2	82.8	87.4	84.1	79.0	70.6	57.9
Idling Trucks	Point				90.7	90.7	0.0	0.0	91.8	0	Back Up Alarm 2	Idling Semi Truck 10' - Calibrated	58.2	77.5	76.2	82.8	87.4	84.1	79.0	70.6	57.9
Idling Trucks	Point				90.7	90.7	0.0	0.0	91.8	0	Back Up Alarm 2	Idling Semi Truck 10' - Calibrated	58.2	77.5	76.2	82.8	87.4	84.1	79.0	70.6	57.9
Idling Trucks	Point				90.7	90.7	0.0	0.0	91.8	0	Back Up Alarm 2	Idling Semi Truck 10' - Calibrated	58.2	77.5	76.2	82.8	87.4	84.1	79.0	70.6	57.9
Idling Trucks	Point				90.7	90.7	0.0	0.0	91.8	0	Back Up Alarm 2	Idling Semi Truck 10' - Calibrated	58.2	77.5	76.2	82.8	87.4	84.1	79.0	70.6	57.9
Idling Trucks	Point				90.7	90.7	0.0	0.0	91.8	0	Back Up Alarm 2	Idling Semi Truck 10' - Calibrated	58.2	77.5	76.2	82.8	87.4	84.1	79.0	70.6	57.9
Idling Trucks	Point				90.7	90.7	0.0	0.0	91.8	0	Back Up Alarm 2	Idling Semi Truck 10' - Calibrated	58.2	77.5	76.2	82.8	87.4	84.1	79.0	70.6	57.9
Idling Trucks	Point				90.7	90.7	0.0	0.0	91.8	0	Back Up Alarm 2	Idling Semi Truck 10' - Calibrated	58.2	77.5	76.2	82.8	87.4	84.1	79.0	70.6	57.9

Duke Patterson Warehouse

Octave spectra of the sources in dB(A) - 001 - Duke Patterson Warehouse - LMax: Outdoor SP

3

Name	Source type	I or A m,m ²	Li dB(A)	R'w dB	L'w dB(A)	Lw dB(A)	KI dB	KT dB	LwMax dB(A)	DO-Wall dB	Time histogram	Emission spectrum	63Hz	125Hz	250Hz	500Hz	1kHz	2kHz	4kHz	8kHz	16kHz
													dB(A)	dB(A)	dB(A)	dB(A)	dB(A)	dB(A)	dB(A)	dB(A)	dB(A)
Idling Trucks	Point				90.7	90.7	0.0	0.0	91.8	0	Back Up Alarm 2	Idling Semi Truck 10' - Calibrated	58.2	77.5	76.2	82.8	87.4	84.1	79.0	70.6	57.9
Idling Trucks	Point				90.7	90.7	0.0	0.0	91.8	0	Back Up Alarm 2	Idling Semi Truck 10' - Calibrated	58.2	77.5	76.2	82.8	87.4	84.1	79.0	70.6	57.9
Idling Trucks	Point				90.7	90.7	0.0	0.0	91.8	0	Back Up Alarm 2	Idling Semi Truck 10' - Calibrated	58.2	77.5	76.2	82.8	87.4	84.1	79.0	70.6	57.9
Idling Trucks	Point				90.7	90.7	0.0	0.0	91.8	0	Back Up Alarm 2	Idling Semi Truck 10' - Calibrated	58.2	77.5	76.2	82.8	87.4	84.1	79.0	70.6	57.9
Idling Trucks	Point				90.7	90.7	0.0	0.0	91.8	0	Back Up Alarm 2	Idling Semi Truck 10' - Calibrated	58.2	77.5	76.2	82.8	87.4	84.1	79.0	70.6	57.9
Idling Trucks	Point				90.7	90.7	0.0	0.0	91.8	0	Back Up Alarm 2	Idling Semi Truck 10' - Calibrated	58.2	77.5	76.2	82.8	87.4	84.1	79.0	70.6	57.9
Idling Trucks	Point				90.7	90.7	0.0	0.0	91.8	0	Back Up Alarm 2	Idling Semi Truck 10' - Calibrated	58.2	77.5	76.2	82.8	87.4	84.1	79.0	70.6	57.9
Idling Trucks	Point				90.7	90.7	0.0	0.0	91.8	0	Back Up Alarm 2	Idling Semi Truck 10' - Calibrated	58.2	77.5	76.2	82.8	87.4	84.1	79.0	70.6	57.9
Idling Trucks	Point				90.7	90.7	0.0	0.0	91.8	0	Back Up Alarm 2	Idling Semi Truck 10' - Calibrated	58.2	77.5	76.2	82.8	87.4	84.1	79.0	70.6	57.9
Idling Trucks	Point				90.7	90.7	0.0	0.0	91.8	0	Back Up Alarm 2	Idling Semi Truck 10' - Calibrated	58.2	77.5	76.2	82.8	87.4	84.1	79.0	70.6	57.9
Idling Trucks	Point				90.7	90.7	0.0	0.0	91.8	0	Back Up Alarm 2	Idling Semi Truck 10' - Calibrated	58.2	77.5	76.2	82.8	87.4	84.1	79.0	70.6	57.9
Idling Trucks	Point				90.7	90.7	0.0	0.0	91.8	0	Back Up Alarm 2	Idling Semi Truck 10' - Calibrated	58.2	77.5	76.2	82.8	87.4	84.1	79.0	70.6	57.9
Idling Trucks	Point				90.7	90.7	0.0	0.0	91.8	0	Back Up Alarm 2	Idling Semi Truck 10' - Calibrated	58.2	77.5	76.2	82.8	87.4	84.1	79.0	70.6	57.9
Idling Trucks	Point				90.7	90.7	0.0	0.0	91.8	0	Back Up Alarm 2	Idling Semi Truck 10' - Calibrated	58.2	77.5	76.2	82.8	87.4	84.1	79.0	70.6	57.9
Idling Trucks	Point				90.7	90.7	0.0	0.0	91.8	0	Back Up Alarm 2	Idling Semi Truck 10' - Calibrated	58.2	77.5	76.2	82.8	87.4	84.1	79.0	70.6	57.9
Idling Trucks	Point				90.7	90.7	0.0	0.0	91.8	0	Back Up Alarm 2	Idling Semi Truck 10' - Calibrated	58.2	77.5	76.2	82.8	87.4	84.1	79.0	70.6	57.9
Idling Trucks	Point				90.7	90.7	0.0	0.0	91.8	0	Back Up Alarm 2	Idling Semi Truck 10' - Calibrated	58.2	77.5	76.2	82.8	87.4	84.1	79.0	70.6	57.9
Idling Trucks	Point				90.7	90.7	0.0	0.0	91.8	0	Back Up Alarm 2	Idling Semi Truck 10' - Calibrated	58.2	77.5	76.2	82.8	87.4	84.1	79.0	70.6	57.9
Idling Trucks	Point				90.7	90.7	0.0	0.0	91.8	0	Back Up Alarm 2	Idling Semi Truck 10' - Calibrated	58.2	77.5	76.2	82.8	87.4	84.1	79.0	70.6	57.9
Idling Trucks	Point				90.7	90.7	0.0	0.0	91.8	0	Back Up Alarm 2	Idling Semi Truck 10' - Calibrated	58.2	77.5	76.2	82.8	87.4	84.1	79.0	70.6	57.9
Idling Trucks	Point				90.7	90.7	0.0	0.0	91.8	0	Back Up Alarm 2	Idling Semi Truck 10' - Calibrated	58.2	77.5	76.2	82.8	87.4	84.1	79.0	70.6	57.9
Idling Trucks	Point				90.7	90.7	0.0	0.0	91.8	0	Back Up Alarm 2	Idling Semi Truck 10' - Calibrated	58.2	77.5	76.2	82.8	87.4	84.1	79.0	70.6	57.9

Duke Patterson Warehouse

Octave spectra of the sources in dB(A) - 001 - Duke Patterson Warehouse - LMax: Outdoor SP

3

Name	Source type	I or A m,m ²	Li dB(A)	R'w dB	L'w dB(A)	Lw dB(A)	KI dB	KT dB	LwMax dB(A)	DO-Wall dB	Time histogram	Emission spectrum	63Hz	125Hz	250Hz	500Hz	1kHz	2kHz	4kHz	8kHz	16kHz
													dB(A)	dB(A)	dB(A)	dB(A)	dB(A)	dB(A)	dB(A)	dB(A)	dB(A)
Idling Trucks	Point				90.7	90.7	0.0	0.0	91.8	0	Back Up Alarm 2	Idling Semi Truck 10' - Calibrated	58.2	77.5	76.2	82.8	87.4	84.1	79.0	70.6	57.9
Idling Trucks	Point				90.7	90.7	0.0	0.0	91.8	0	Back Up Alarm 2	Idling Semi Truck 10' - Calibrated	58.2	77.5	76.2	82.8	87.4	84.1	79.0	70.6	57.9
Idling Trucks	Point				90.7	90.7	0.0	0.0	91.8	0	Back Up Alarm 2	Idling Semi Truck 10' - Calibrated	58.2	77.5	76.2	82.8	87.4	84.1	79.0	70.6	57.9
Idling Trucks	Point				90.7	90.7	0.0	0.0	91.8	0	Back Up Alarm 2	Idling Semi Truck 10' - Calibrated	58.2	77.5	76.2	82.8	87.4	84.1	79.0	70.6	57.9
Idling Trucks	Point				90.7	90.7	0.0	0.0	91.8	0	Back Up Alarm 2	Idling Semi Truck 10' - Calibrated	58.2	77.5	76.2	82.8	87.4	84.1	79.0	70.6	57.9
Idling Trucks	Point				90.7	90.7	0.0	0.0	91.8	0	Back Up Alarm 2	Idling Semi Truck 10' - Calibrated	58.2	77.5	76.2	82.8	87.4	84.1	79.0	70.6	57.9
Idling Trucks	Point				90.7	90.7	0.0	0.0	91.8	0	Back Up Alarm 2	Idling Semi Truck 10' - Calibrated	58.2	77.5	76.2	82.8	87.4	84.1	79.0	70.6	57.9
Idling Trucks	Point				90.7	90.7	0.0	0.0	91.8	0	Back Up Alarm 2	Idling Semi Truck 10' - Calibrated	58.2	77.5	76.2	82.8	87.4	84.1	79.0	70.6	57.9
Idling Trucks	Point				90.7	90.7	0.0	0.0	91.8	0	Back Up Alarm 2	Idling Semi Truck 10' - Calibrated	58.2	77.5	76.2	82.8	87.4	84.1	79.0	70.6	57.9
Idling Trucks	Point				90.7	90.7	0.0	0.0	91.8	0	Back Up Alarm 2	Idling Semi Truck 10' - Calibrated	58.2	77.5	76.2	82.8	87.4	84.1	79.0	70.6	57.9
Idling Trucks	Point				90.7	90.7	0.0	0.0	91.8	0	Back Up Alarm 2	Idling Semi Truck 10' - Calibrated	58.2	77.5	76.2	82.8	87.4	84.1	79.0	70.6	57.9
Idling Trucks	Point				90.7	90.7	0.0	0.0	91.8	0	Back Up Alarm 2	Idling Semi Truck 10' - Calibrated	58.2	77.5	76.2	82.8	87.4	84.1	79.0	70.6	57.9
Idling Trucks	Point				90.7	90.7	0.0	0.0	91.8	0	Back Up Alarm 2	Idling Semi Truck 10' - Calibrated	58.2	77.5	76.2	82.8	87.4	84.1	79.0	70.6	57.9
Idling Trucks	Point				90.7	90.7	0.0	0.0	91.8	0	Back Up Alarm 2	Idling Semi Truck 10' - Calibrated	58.2	77.5	76.2	82.8	87.4	84.1	79.0	70.6	57.9
Idling Trucks	Point				90.7	90.7	0.0	0.0	91.8	0	Back Up Alarm 2	Idling Semi Truck 10' - Calibrated	58.2	77.5	76.2	82.8	87.4	84.1	79.0	70.6	57.9
Idling Trucks	Point				90.7	90.7	0.0	0.0	91.8	0	Back Up Alarm 2	Idling Semi Truck 10' - Calibrated	58.2	77.5	76.2	82.8	87.4	84.1	79.0	70.6	57.9
Idling Trucks	Point				90.7	90.7	0.0	0.0	91.8	0	Back Up Alarm 2	Idling Semi Truck 10' - Calibrated	58.2	77.5	76.2	82.8	87.4	84.1	79.0	70.6	57.9
Idling Trucks	Point				90.7	90.7	0.0	0.0	91.8	0	Back Up Alarm 2	Idling Semi Truck 10' - Calibrated	58.2	77.5	76.2	82.8	87.4	84.1	79.0	70.6	57.9

Duke Patterson Warehouse

Octave spectra of the sources in dB(A) - 001 - Duke Patterson Warehouse - LMax: Outdoor SP

3

Name	Source type	I or A	Li	R'w	L'w	Lw	KI	KT	LwMax	DO-Wall	Time histogram	Emission spectrum	63Hz	125Hz	250Hz	500Hz	1kHz	2kHz	4kHz	8kHz	16kHz
		m,m ²	dB(A)	dB	dB(A)	dB(A)	dB	dB	dB(A)	dB			dB(A)	dB(A)	dB(A)	dB(A)	dB(A)	dB(A)	dB(A)	dB(A)	dB(A)
Idling Trucks	Point				90.7	90.7	0.0	0.0	91.8	0	Back Up Alarm 2	Idling Semi Truck 10' - Calibrated	58.2	77.5	76.2	82.8	87.4	84.1	79.0	70.6	57.9
Idling Trucks	Point				90.7	90.7	0.0	0.0	91.8	0	Back Up Alarm 2	Idling Semi Truck 10' - Calibrated	58.2	77.5	76.2	82.8	87.4	84.1	79.0	70.6	57.9
Idling Trucks	Point				90.7	90.7	0.0	0.0	91.8	0	Back Up Alarm 2	Idling Semi Truck 10' - Calibrated	58.2	77.5	76.2	82.8	87.4	84.1	79.0	70.6	57.9
Idling Trucks	Point				90.7	90.7	0.0	0.0	91.8	0	Back Up Alarm 2	Idling Semi Truck 10' - Calibrated	58.2	77.5	76.2	82.8	87.4	84.1	79.0	70.6	57.9
Idling Trucks	Point				90.7	90.7	0.0	0.0	91.8	0	Back Up Alarm 2	Idling Semi Truck 10' - Calibrated	58.2	77.5	76.2	82.8	87.4	84.1	79.0	70.6	57.9
Idling Trucks	Point				90.7	90.7	0.0	0.0	91.8	0	Back Up Alarm 2	Idling Semi Truck 10' - Calibrated	58.2	77.5	76.2	82.8	87.4	84.1	79.0	70.6	57.9
31 Parking: Spaces 10	PLot	168.71			54.7	77.0	0.0	0.0	98.5	0	Truck Stop	Typical spectrum	60.3	71.9	64.4	68.9	69.0	69.4	66.7	60.5	47.7
Parking 1: Spaces 30	PLot	490.66			58.2	85.1	0.0	0.0	98.5	0	Truck Stop	Typical spectrum	68.4	80.0	72.5	77.0	77.1	77.5	74.8	68.6	55.8
Parking 2: Spaces 20	PLot	329.05			57.4	82.6	0.0	0.0	98.5	0	Truck Stop	Typical spectrum	66.0	77.6	70.1	74.6	74.7	75.1	72.4	66.2	53.4
Parking 3: Spaces 20	PLot	322.35			57.5	82.6	0.0	0.0	98.5	0	Truck Stop	Typical spectrum	66.0	77.6	70.1	74.6	74.7	75.1	72.4	66.2	53.4
Parking 4: Spaces 20	PLot	318.07			57.6	82.6	0.0	0.0	98.5	0	Truck Stop	Typical spectrum	66.0	77.6	70.1	74.6	74.7	75.1	72.4	66.2	53.4
Parking 5: Spaces 20	PLot	324.46			57.5	82.6	0.0	0.0	98.5	0	Truck Stop	Typical spectrum	66.0	77.6	70.1	74.6	74.7	75.1	72.4	66.2	53.4
Parking 6: Spaces 14	PLot	220.01			56.8	80.2	0.0	0.0	98.5	0	Truck Stop	Typical spectrum	63.6	75.2	67.7	72.2	72.3	72.7	70.0	63.8	51.0
Parking 7: Spaces 15	PLot	234.55			57.0	80.7	0.0	0.0	98.5	0	Truck Stop	Typical spectrum	64.1	75.7	68.2	72.7	72.8	73.2	70.5	64.3	51.5
Parking 8: Spaces 15	PLot	259.87			56.6	80.7	0.0	0.0	98.5	0	Truck Stop	Typical spectrum	64.1	75.7	68.2	72.7	72.8	73.2	70.5	64.3	51.5
Parking 9: Spaces 10	PLot	153.52			55.1	77.0	0.0	0.0	98.5	0	Truck Stop	Typical spectrum	60.3	71.9	64.4	68.9	69.0	69.4	66.7	60.5	47.7
Parking 10: Spaces 10	PLot	148.81			55.3	77.0	0.0	0.0	98.5	0	Truck Stop	Typical spectrum	60.3	71.9	64.4	68.9	69.0	69.4	66.7	60.5	47.7
Parking 11: Spaces 10	PLot	155.54			55.1	77.0	0.0	0.0	98.5	0	Truck Stop	Typical spectrum	60.3	71.9	64.4	68.9	69.0	69.4	66.7	60.5	47.7
Parking 12: Spaces 10	PLot	154.38			55.1	77.0	0.0	0.0	98.5	0	Truck Stop	Typical spectrum	60.3	71.9	64.4	68.9	69.0	69.4	66.7	60.5	47.7
Parking 13: Spaces 8	PLot	124.64			55.1	76.0	0.0	0.0	98.5	0	Truck Stop	Typical spectrum	59.4	71.0	63.5	68.0	68.1	68.5	65.8	59.6	46.8
Parking 14: Spaces 9	PLot	138.04			55.1	76.5	0.0	0.0	98.5	0	Truck Stop	Typical spectrum	59.9	71.5	64.0	68.5	68.6	69.0	66.3	60.1	47.3
Parking 15: Spaces 10	PLot	166.28			54.8	77.0	0.0	0.0	98.5	0	Truck Stop	Typical spectrum	60.3	71.9	64.4	68.9	69.0	69.4	66.7	60.5	47.7
Parking 16: Spaces 9	PLot	135.26			55.2	76.5	0.0	0.0	98.5	0	Truck Stop	Typical spectrum	59.9	71.5	64.0	68.5	68.6	69.0	66.3	60.1	47.3
Parking 17: Spaces 10	PLot	156.47			55.1	77.0	0.0	0.0	98.5	0	Truck Stop	Typical spectrum	60.3	71.9	64.4	68.9	69.0	69.4	66.7	60.5	47.7
Parking 18: Spaces 5	PLot	77.46			55.1	74.0	0.0	0.0	98.5	0	Truck Stop	Typical spectrum	57.3	68.9	61.4	65.9	66.0	66.4	63.7	57.5	44.7

Duke Patterson Warehouse

Octave spectra of the sources in dB(A) - 001 - Duke Patterson Warehouse - LMax: Outdoor SP

3

Name	Source type	I or A	Li	R'w	L'w	Lw	KI	KT	LwMax	DO-Wall	Time histogram	Emission spectrum	63Hz	125Hz	250Hz	500Hz	1kHz	2kHz	4kHz	8kHz	16kHz
		m,m ²	dB(A)	dB	dB(A)	dB(A)	dB	dB	dB(A)	dB			dB(A)	dB(A)	dB(A)	dB(A)	dB(A)	dB(A)	dB(A)	dB(A)	dB(A)
Parking 19: Spaces 6	PLot	97.22			54.9	74.8	0.0	0.0	98.5	0	Truck Stop	Typical spectrum	58.1	69.7	62.2	66.7	66.8	67.2	64.5	58.3	45.5
Parking 20: Spaces 12	PLot	188.63			56.2	79.0	0.0	0.0	98.5	0	Truck Stop	Typical spectrum	62.3	73.9	66.4	70.9	71.0	71.4	68.7	62.5	49.7
Parking 21: Spaces 10	PLot	153.25			55.1	77.0	0.0	0.0	98.5	0	Truck Stop	Typical spectrum	60.3	71.9	64.4	68.9	69.0	69.4	66.7	60.5	47.7
Parking 22: Spaces 5	PLot	76.39			55.2	74.0	0.0	0.0	98.5	0	Truck Stop	Typical spectrum	57.3	68.9	61.4	65.9	66.0	66.4	63.7	57.5	44.7
Parking 23: Spaces 10	PLot	171.15			54.7	77.0	0.0	0.0	98.5	0	Truck Stop	Typical spectrum	60.3	71.9	64.4	68.9	69.0	69.4	66.7	60.5	47.7
Parking 24: Spaces 10	PLot	154.74			55.1	77.0	0.0	0.0	98.5	0	Truck Stop	Typical spectrum	60.3	71.9	64.4	68.9	69.0	69.4	66.7	60.5	47.7
Parking 25: Spaces 14	PLot	227.19			56.6	80.2	0.0	0.0	98.5	0	Truck Stop	Typical spectrum	63.6	75.2	67.7	72.2	72.3	72.7	70.0	63.8	51.0
Parking 26: Spaces 10	PLot	149.71			55.2	77.0	0.0	0.0	98.5	0	Truck Stop	Typical spectrum	60.3	71.9	64.4	68.9	69.0	69.4	66.7	60.5	47.7
Parking 27: Spaces 10	PLot	159.67			55.0	77.0	0.0	0.0	98.5	0	Truck Stop	Typical spectrum	60.3	71.9	64.4	68.9	69.0	69.4	66.7	60.5	47.7
Parking 28: Spaces 20	PLot	313.28			57.7	82.6	0.0	0.0	98.5	0	Truck Stop	Typical spectrum	66.0	77.6	70.1	74.6	74.7	75.1	72.4	66.2	53.4
Parking 29: Spaces 9	PLot	149.46			54.8	76.5	0.0	0.0	98.5	0	Truck Stop	Typical spectrum	59.9	71.5	64.0	68.5	68.6	69.0	66.3	60.1	47.3
Parking 30: Spaces 3	PLot	43.02			55.4	71.8	0.0	0.0	98.5	0	Truck Stop	Typical spectrum	55.1	66.7	59.2	63.7	63.8	64.2	61.5	55.3	42.5
Trailer Stall 1: Spaces 72	PLot	4350.90			53.7	90.1	0.0	0.0	98.5	0	Truck Stop	Idling Semi Truck 10' - Calibrated	57.6	76.9	75.6	82.2	86.8	83.4	78.4	70.0	57.3
Trailer Stall 2: Spaces 47	PLot	2867.71			53.1	87.7	0.0	0.0	98.5	0	Truck Stop	Idling Semi Truck 10' - Calibrated	55.2	74.5	73.2	79.8	84.4	81.0	76.0	67.6	54.9
Trailer Stall 3: Spaces 22	PLot	1399.30			51.7	83.2	0.0	0.0	98.5	0	Truck Stop	Idling Semi Truck 10' - Calibrated	50.8	70.0	68.7	75.3	79.9	76.6	71.5	63.1	50.4

Duke Patterson Warehouse
Contribution level - 001 - Duke Patterson Warehouse - LMax:

Source	Source group	Source type	Per. lane	Lmax dB(A)	A dB	
Receiver R1	FIG	Lmax,lim		dB(A) Lmax 51.0 dB(A)		
Idling Trucks	Default industrial noise	Point		33.2	0.0	
Idling Trucks	Default industrial noise	Point		33.2	0.0	
Idling Trucks	Default industrial noise	Point		33.2	0.0	
Idling Trucks	Default industrial noise	Point		33.3	0.0	
Idling Trucks	Default industrial noise	Point		33.2	0.0	
Idling Trucks	Default industrial noise	Point		33.3	0.0	
Idling Trucks	Default industrial noise	Point		32.7	0.0	
Idling Trucks	Default industrial noise	Point		32.2	0.0	
Idling Trucks	Default industrial noise	Point		32.4	0.0	
Idling Trucks	Default industrial noise	Point		32.5	0.0	
Idling Trucks	Default industrial noise	Point		32.7	0.0	
Idling Trucks	Default industrial noise	Point		32.8	0.0	
Idling Trucks	Default industrial noise	Point		33.0	0.0	
Idling Trucks	Default industrial noise	Point		33.2	0.0	
Idling Trucks	Default industrial noise	Point		33.3	0.0	
Idling Trucks	Default industrial noise	Point		33.5	0.0	
Idling Trucks	Default industrial noise	Point		33.7	0.0	
Idling Trucks	Default industrial noise	Point		33.8	0.0	
Idling Trucks	Default industrial noise	Point		34.0	0.0	
Idling Trucks	Default industrial noise	Point		34.0	0.0	
Idling Trucks	Default industrial noise	Point		34.2	0.0	
Idling Trucks	Default industrial noise	Point		34.3	0.0	
Idling Trucks	Default industrial noise	Point		34.4	0.0	
Idling Trucks	Default industrial noise	Point		34.6	0.0	
Idling Trucks	Default industrial noise	Point		34.6	0.0	
Idling Trucks	Default industrial noise	Point		34.7	0.0	
Idling Trucks	Default industrial noise	Point		34.9	0.0	
Idling Trucks	Default industrial noise	Point		35.0	0.0	
Idling Trucks	Default industrial noise	Point		35.0	0.0	
Idling Trucks	Default industrial noise	Point		35.1	0.0	
Idling Trucks	Default industrial noise	Point		35.2	0.0	
Idling Trucks	Default industrial noise	Point		35.3	0.0	
Idling Trucks	Default industrial noise	Point		35.3	0.0	
Idling Trucks	Default industrial noise	Point		35.2	0.0	
Idling Trucks	Default industrial noise	Point		35.2	0.0	
Idling Trucks	Default industrial noise	Point		35.0	0.0	
Idling Trucks	Default industrial noise	Point		35.0	0.0	
Idling Trucks	Default industrial noise	Point		35.0	0.0	
Idling Trucks	Default industrial noise	Point		35.1	0.0	
Idling Trucks	Default industrial noise	Point		35.0	0.0	
Idling Trucks	Default industrial noise	Point		35.0	0.0	
Idling Trucks	Default industrial noise	Point		34.9	0.0	
Idling Trucks	Default industrial noise	Point		34.9	0.0	
Idling Trucks	Default industrial noise	Point		34.8	0.0	

Duke Patterson Warehouse
Contribution level - 001 - Duke Patterson Warehouse - LMax:

9

Source	Source group	Source type	Per. lane	Lmax dB(A)	A dB
Idling Trucks	Default industrial noise	Point		34.8	0.0
Idling Trucks	Default industrial noise	Point		34.7	0.0
Idling Trucks	Default industrial noise	Point		34.7	0.0
Idling Trucks	Default industrial noise	Point		34.6	0.0
Idling Trucks	Default industrial noise	Point		4.1	0.0
Idling Trucks	Default industrial noise	Point		4.2	0.0
Idling Trucks	Default industrial noise	Point		4.2	0.0
Idling Trucks	Default industrial noise	Point		4.2	0.0
Idling Trucks	Default industrial noise	Point		4.3	0.0
Idling Trucks	Default industrial noise	Point		4.3	0.0
Idling Trucks	Default industrial noise	Point		4.4	0.0
Idling Trucks	Default industrial noise	Point		4.4	0.0
Idling Trucks	Default industrial noise	Point		4.4	0.0
Idling Trucks	Default industrial noise	Point		4.5	0.0
Idling Trucks	Default industrial noise	Point		4.5	0.0
Idling Trucks	Default industrial noise	Point		4.5	0.0
Idling Trucks	Default industrial noise	Point		4.6	0.0
Idling Trucks	Default industrial noise	Point		4.6	0.0
Idling Trucks	Default industrial noise	Point		4.7	0.0
Idling Trucks	Default industrial noise	Point		4.7	0.0
Idling Trucks	Default industrial noise	Point		4.7	0.0
Idling Trucks	Default industrial noise	Point		4.8	0.0
Idling Trucks	Default industrial noise	Point		4.8	0.0
Idling Trucks	Default industrial noise	Point		4.8	0.0
Idling Trucks	Default industrial noise	Point		4.9	0.0
Idling Trucks	Default industrial noise	Point		4.9	0.0
Idling Trucks	Default industrial noise	Point		4.9	0.0
Idling Trucks	Default industrial noise	Point		4.9	0.0
Idling Trucks	Default industrial noise	Point		5.0	0.0
Idling Trucks	Default industrial noise	Point		5.0	0.0
Idling Trucks	Default industrial noise	Point		5.0	0.0
Idling Trucks	Default industrial noise	Point		5.0	0.0
Idling Trucks	Default industrial noise	Point		5.1	0.0
Idling Trucks	Default industrial noise	Point		5.1	0.0
Idling Trucks	Default industrial noise	Point		5.1	0.0
Idling Trucks	Default industrial noise	Point		5.1	0.0
Idling Trucks	Default industrial noise	Point		5.1	0.0
Idling Trucks	Default industrial noise	Point		5.1	0.0
Idling Trucks	Default industrial noise	Point		5.1	0.0
Idling Trucks	Default industrial noise	Point		5.1	0.0
Idling Trucks	Default industrial noise	Point		5.2	0.0
Idling Trucks	Default industrial noise	Point		5.2	0.0
Idling Trucks	Default industrial noise	Point		5.2	0.0
Idling Trucks	Default industrial noise	Point		5.2	0.0
Idling Trucks	Default industrial noise	Point		5.2	0.0
Idling Trucks	Default industrial noise	Point		5.2	0.0

		2
--	--	---

Duke Patterson Warehouse
Contribution level - 001 - Duke Patterson Warehouse - LMax:

9

Source	Source group	Source type	Per. lane	Lmax dB(A)	A dB
Idling Trucks	Default industrial noise	Point		5.2	0.0
Idling Trucks	Default industrial noise	Point		5.2	0.0
Idling Trucks	Default industrial noise	Point		5.2	0.0
Idling Trucks	Default industrial noise	Point		5.2	0.0
Idling Trucks	Default industrial noise	Point		5.2	0.0
Idling Trucks	Default industrial noise	Point		5.2	0.0
Idling Trucks	Default industrial noise	Point		5.2	0.0
Idling Trucks	Default industrial noise	Point		5.2	0.0
Idling Trucks	Default industrial noise	Point		5.2	0.0
Idling Trucks	Default industrial noise	Point		5.2	0.0
Idling Trucks	Default industrial noise	Point		5.2	0.0
Idling Trucks	Default industrial noise	Point		5.2	0.0
Idling Trucks	Default industrial noise	Point		5.1	0.0
Idling Trucks	Default industrial noise	Point		5.1	0.0
Idling Trucks	Default industrial noise	Point		5.1	0.0
Idling Trucks	Default industrial noise	Point		5.1	0.0
Idling Trucks	Default industrial noise	Point		5.1	0.0
Idling Trucks	Default industrial noise	Point		5.1	0.0
Idling Trucks	Default industrial noise	Point		5.1	0.0
Idling Trucks	Default industrial noise	Point		5.1	0.0
Idling Trucks	Default industrial noise	Point		5.1	0.0
Idling Trucks	Default industrial noise	Point		5.1	0.0
Idling Trucks	Default industrial noise	Point		5.0	0.0
Idling Trucks	Default industrial noise	Point		5.0	0.0
Back Up Alarm 1	Default industrial noise	Point		43.1	0.0
Back Up Alarm 2	Default industrial noise	Point		43.1	0.0
Back Up Alarm 3	Default industrial noise	Point		43.1	0.0
Back Up Alarm 4	Default industrial noise	Point		43.2	0.0
Back Up Alarm 5	Default industrial noise	Point		42.4	0.0
Back Up Alarm 6	Default industrial noise	Point		42.5	0.0
Back Up Alarm 7	Default industrial noise	Point		42.0	0.0
Back Up Alarm 8	Default industrial noise	Point		42.2	0.0
Back Up Alarm 9	Default industrial noise	Point		42.4	0.0
Back Up Alarm 10	Default industrial noise	Point		42.5	0.0
Back Up Alarm 11	Default industrial noise	Point		42.7	0.0
Back Up Alarm 12	Default industrial noise	Point		42.8	0.0
Back Up Alarm 13	Default industrial noise	Point		43.0	0.0
Back Up Alarm 14	Default industrial noise	Point		43.2	0.0
Back Up Alarm 15	Default industrial noise	Point		43.4	0.0
Back Up Alarm 16	Default industrial noise	Point		43.5	0.0
Back Up Alarm 17	Default industrial noise	Point		43.6	0.0
Back Up Alarm 18	Default industrial noise	Point		43.8	0.0
Back Up Alarm 19	Default industrial noise	Point		43.9	0.0
Back Up Alarm 20	Default industrial noise	Point		44.0	0.0
Back Up Alarm 21	Default industrial noise	Point		44.2	0.0
Back Up Alarm 22	Default industrial noise	Point		44.3	0.0
Back Up Alarm 23	Default industrial noise	Point		44.3	0.0

Duke Patterson Warehouse
Contribution level - 001 - Duke Patterson Warehouse - LMax:

9

Source	Source group	Source type	Per. lane	Lmax dB(A)	A dB	
Back Up Alarm 24	Default industrial noise	Point		44.5	0.0	
Back Up Alarm 25	Default industrial noise	Point		44.5	0.0	
Back Up Alarm 26	Default industrial noise	Point		44.6	0.0	
Back Up Alarm 27	Default industrial noise	Point		44.7	0.0	
Back Up Alarm 28	Default industrial noise	Point		44.9	0.0	
Back Up Alarm 29	Default industrial noise	Point		44.9	0.0	
Back Up Alarm 30	Default industrial noise	Point		45.0	0.0	
Back Up Alarm 31	Default industrial noise	Point		45.0	0.0	
Back Up Alarm 32	Default industrial noise	Point		45.1	0.0	
Back Up Alarm 33	Default industrial noise	Point		45.1	0.0	
Back Up Alarm 34	Default industrial noise	Point		45.1	0.0	
Back Up Alarm 35	Default industrial noise	Point		45.4	0.0	
Back Up Alarm 36	Default industrial noise	Point		45.1	0.0	
Back Up Alarm 37	Default industrial noise	Point		44.8	0.0	
Back Up Alarm 38	Default industrial noise	Point		44.8	0.0	
Back Up Alarm 39	Default industrial noise	Point		44.8	0.0	
Back Up Alarm 40	Default industrial noise	Point		44.8	0.0	
Back Up Alarm 41	Default industrial noise	Point		44.8	0.0	
Back Up Alarm 42	Default industrial noise	Point		44.8	0.0	
Back Up Alarm 43	Default industrial noise	Point		44.7	0.0	
Back Up Alarm 44	Default industrial noise	Point		44.7	0.0	
Back Up Alarm 45	Default industrial noise	Point		44.7	0.0	
Back Up Alarm 46	Default industrial noise	Point		44.6	0.0	
Back Up Alarm 47	Default industrial noise	Point		44.6	0.0	
Back Up Alarm 48	Default industrial noise	Point		44.4	0.0	
Back Up Alarm 50	Default industrial noise	Point		13.7	0.0	
Back Up Alarm 51	Default industrial noise	Point		13.7	0.0	
Back Up Alarm 52	Default industrial noise	Point		13.7	0.0	
Back Up Alarm 53	Default industrial noise	Point		13.7	0.0	
Back Up Alarm 54	Default industrial noise	Point		13.8	0.0	
Back Up Alarm 55	Default industrial noise	Point		13.8	0.0	
Back Up Alarm 56	Default industrial noise	Point		13.9	0.0	
Back Up Alarm 57	Default industrial noise	Point		13.9	0.0	
Back Up Alarm 58	Default industrial noise	Point		13.9	0.0	
Back Up Alarm 59	Default industrial noise	Point		14.0	0.0	
Back Up Alarm 60	Default industrial noise	Point		14.0	0.0	
Back Up Alarm 61	Default industrial noise	Point		14.0	0.0	
Back Up Alarm 62	Default industrial noise	Point		14.1	0.0	
Back Up Alarm 63	Default industrial noise	Point		14.1	0.0	
Back Up Alarm 64	Default industrial noise	Point		14.1	0.0	
Back Up Alarm 65	Default industrial noise	Point		14.1	0.0	
Back Up Alarm 66	Default industrial noise	Point		14.2	0.0	
Back Up Alarm 67	Default industrial noise	Point		14.2	0.0	
Back Up Alarm 68	Default industrial noise	Point		14.2	0.0	
Back Up Alarm 69	Default industrial noise	Point		14.2	0.0	

		4
--	--	---

Duke Patterson Warehouse
Contribution level - 001 - Duke Patterson Warehouse - LMax:

9

Source	Source group	Source type	Per. lane	Lmax dB(A)	A dB	
Back Up Alarm 70	Default industrial noise	Point		14.3	0.0	
Back Up Alarm 71	Default industrial noise	Point		14.3	0.0	
Back Up Alarm 72	Default industrial noise	Point		14.3	0.0	
Back Up Alarm 73	Default industrial noise	Point		14.3	0.0	
Back Up Alarm 74	Default industrial noise	Point		14.3	0.0	
Back Up Alarm 75	Default industrial noise	Point		14.4	0.0	
Back Up Alarm 76	Default industrial noise	Point		14.4	0.0	
Back Up Alarm 77	Default industrial noise	Point		14.4	0.0	
Back Up Alarm 78	Default industrial noise	Point		14.4	0.0	
Back Up Alarm 79	Default industrial noise	Point		14.4	0.0	
Back Up Alarm 80	Default industrial noise	Point		14.5	0.0	
Back Up Alarm 81	Default industrial noise	Point		14.5	0.0	
Back Up Alarm 82	Default industrial noise	Point		14.5	0.0	
Back Up Alarm 83	Default industrial noise	Point		14.5	0.0	
Back Up Alarm 84	Default industrial noise	Point		14.5	0.0	
Back Up Alarm 85	Default industrial noise	Point		14.5	0.0	
Back Up Alarm 86	Default industrial noise	Point		14.5	0.0	
Back Up Alarm 87	Default industrial noise	Point		14.5	0.0	
Back Up Alarm 88	Default industrial noise	Point		14.5	0.0	
Back Up Alarm 89	Default industrial noise	Point		14.5	0.0	
Back Up Alarm 90	Default industrial noise	Point		14.6	0.0	
Back Up Alarm 91	Default industrial noise	Point		14.6	0.0	
Back Up Alarm 92	Default industrial noise	Point		14.6	0.0	
Back Up Alarm 93	Default industrial noise	Point		14.6	0.0	
Back Up Alarm 94	Default industrial noise	Point		14.6	0.0	
Back Up Alarm 95	Default industrial noise	Point		14.6	0.0	
Back Up Alarm 96	Default industrial noise	Point		14.5	0.0	
Back Up Alarm 97	Default industrial noise	Point		14.5	0.0	
Back Up Alarm 98	Default industrial noise	Point		14.5	0.0	
Back Up Alarm 99	Default industrial noise	Point		14.5	0.0	
Back Up Alarm 100	Default industrial noise	Point		14.5	0.0	
Back Up Alarm 101	Default industrial noise	Point		14.5	0.0	
Back Up Alarm 102	Default industrial noise	Point		14.5	0.0	
Back Up Alarm 103	Default industrial noise	Point		14.5	0.0	
Back Up Alarm 104	Default industrial noise	Point		14.5	0.0	
Back Up Alarm 105	Default industrial noise	Point		14.5	0.0	
Back Up Alarm 106	Default industrial noise	Point		14.5	0.0	
Back Up Alarm 107	Default industrial noise	Point		14.5	0.0	
Back Up Alarm 108	Default industrial noise	Point		14.5	0.0	
Back Up Alarm 109	Default industrial noise	Point		14.4	0.0	
Back Up Alarm 110	Default industrial noise	Point		14.4	0.0	
Back Up Alarm 111	Default industrial noise	Point		14.4	0.0	
Back Up Alarm 112	Default industrial noise	Point		14.4	0.0	
Parking 1: Spaces 30	Default parking lot noise	PLot		34.3	0.0	
Parking 2: Spaces 20	Default parking lot noise	PLot		24.7	0.0	

Duke Patterson Warehouse
Contribution level - 001 - Duke Patterson Warehouse - LMax:

9

Source	Source group	Source type	Per. lane	Lmax dB(A)	A dB	
Parking 3: Spaces 20	Default parking lot noise	PLot		24.0	0.0	
Parking 4: Spaces 20	Default parking lot noise	PLot		23.5	0.0	
Parking 5: Spaces 20	Default parking lot noise	PLot		23.5	0.0	
Parking 6: Spaces 14	Default parking lot noise	PLot		22.9	0.0	
Parking 7: Spaces 15	Default parking lot noise	PLot		23.0	0.0	
Parking 8: Spaces 15	Default parking lot noise	PLot		34.0	0.0	
Parking 9: Spaces 10	Default parking lot noise	PLot		20.3	0.0	
Parking 10: Spaces 10	Default parking lot noise	PLot		19.1	0.0	
Parking 11: Spaces 10	Default parking lot noise	PLot		18.6	0.0	
Parking 12: Spaces 10	Default parking lot noise	PLot		18.1	0.0	
Parking 13: Spaces 8	Default parking lot noise	PLot		18.0	0.0	
Parking 14: Spaces 9	Default parking lot noise	PLot		17.5	0.0	
Parking 15: Spaces 10	Default parking lot noise	PLot		38.5	0.0	
Parking 16: Spaces 9	Default parking lot noise	PLot		39.6	0.0	
Parking 17: Spaces 10	Default parking lot noise	PLot		39.5	0.0	
Parking 18: Spaces 5	Default parking lot noise	PLot		39.1	0.0	
Parking 19: Spaces 6	Default parking lot noise	PLot		40.5	0.0	
Parking 20: Spaces 12	Default parking lot noise	PLot		40.3	0.0	
Parking 21: Spaces 10	Default parking lot noise	PLot		36.6	0.0	
Parking 22: Spaces 5	Default parking lot noise	PLot		41.0	0.0	
Parking 23: Spaces 10	Default parking lot noise	PLot		51.0	0.0	
Parking 24: Spaces 10	Default parking lot noise	PLot		50.8	0.0	
Parking 25: Spaces 14	Default parking lot noise	PLot		49.1	0.0	
Parking 26: Spaces 10	Default parking lot noise	PLot		48.7	0.0	
Parking 27: Spaces 10	Default parking lot noise	PLot		48.3	0.0	
Parking 28: Spaces 20	Default parking lot noise	PLot		47.6	0.0	
Parking 29: Spaces 9	Default parking lot noise	PLot		46.9	0.0	
Parking 30: Spaces 3	Default parking lot noise	PLot		45.3	0.0	
31 Parking: Spaces 10	Default parking lot noise	PLot		45.2	0.0	
HVAC 1	Default industrial noise	Point		13.0	0.0	
HVAC 1	Default industrial noise	Point		12.2	0.0	
HVAC 1	Default industrial noise	Point		12.5	0.0	
HVAC 1	Default industrial noise	Point		13.6	0.0	
HVAC 1	Default industrial noise	Point		11.3	0.0	
HVAC 1	Default industrial noise	Point		10.4	0.0	
HVAC 1	Default industrial noise	Point		10.5	0.0	
HVAC 1	Default industrial noise	Point		11.4	0.0	
HVAC 1	Default industrial noise	Point		9.5	0.0	
HVAC 1	Default industrial noise	Point		8.8	0.0	
HVAC 1	Default industrial noise	Point		8.8	0.0	
HVAC 1	Default industrial noise	Point		9.6	0.0	
HVAC 1	Default industrial noise	Point		8.0	0.0	
HVAC 1	Default industrial noise	Point		8.1	0.0	
HVAC 1	Default industrial noise	Point		13.8	0.0	
HVAC 1	Default industrial noise	Point		12.6	0.0	

Duke Patterson Warehouse
Contribution level - 001 - Duke Patterson Warehouse - LMax:

9

Source	Source group	Source type	Er. lane	Lmax dB(A)	A dB	
HVAC 1	Default industrial noise	Point		12.7	0.0	
HVAC 1	Default industrial noise	Point		13.9	0.0	
HVAC 1	Default industrial noise	Point		11.5	0.0	
HVAC 1	Default industrial noise	Point		10.5	0.0	
HVAC 1	Default industrial noise	Point		10.6	0.0	
HVAC 1	Default industrial noise	Point		11.6	0.0	
HVAC 1	Default industrial noise	Point		9.7	0.0	
HVAC 1	Default industrial noise	Point		8.9	0.0	
HVAC 1	Default industrial noise	Point		9.0	0.0	
HVAC 1	Default industrial noise	Point		9.7	0.0	
HVAC 1	Default industrial noise	Point		8.2	0.0	
HVAC 1	Default industrial noise	Point		8.2	0.0	
HVAC 1	Default industrial noise	Point		14.0	0.0	
HVAC 1	Default industrial noise	Point		12.8	0.0	
HVAC 1	Default industrial noise	Point		12.8	0.0	
HVAC 1	Default industrial noise	Point		14.0	0.0	
HVAC 1	Default industrial noise	Point		11.7	0.0	
HVAC 1	Default industrial noise	Point		10.7	0.0	
HVAC 1	Default industrial noise	Point		10.6	0.0	
HVAC 1	Default industrial noise	Point		11.7	0.0	
HVAC 1	Default industrial noise	Point		9.8	0.0	
HVAC 1	Default industrial noise	Point		9.0	0.0	
HVAC 1	Default industrial noise	Point		9.0	0.0	
HVAC 1	Default industrial noise	Point		9.8	0.0	
HVAC 1	Default industrial noise	Point		8.2	0.0	
HVAC 1	Default industrial noise	Point		8.2	0.0	
HVAC 1	Default industrial noise	Point		13.9	0.0	
HVAC 1	Default industrial noise	Point		12.7	0.0	
HVAC 1	Default industrial noise	Point		12.6	0.0	
HVAC 1	Default industrial noise	Point		13.7	0.0	
HVAC 1	Default industrial noise	Point		11.6	0.0	
HVAC 1	Default industrial noise	Point		10.6	0.0	
HVAC 1	Default industrial noise	Point		10.5	0.0	
HVAC 1	Default industrial noise	Point		11.5	0.0	
HVAC 1	Default industrial noise	Point		9.7	0.0	
HVAC 1	Default industrial noise	Point		8.9	0.0	
HVAC 1	Default industrial noise	Point		8.9	0.0	
HVAC 1	Default industrial noise	Point		9.7	0.0	
HVAC 1	Default industrial noise	Point		8.2	0.0	
HVAC 1	Default industrial noise	Point		8.2	0.0	
HVAC 1	Default industrial noise	Point		13.5	0.0	
HVAC 1	Default industrial noise	Point		12.4	0.0	
HVAC 1	Default industrial noise	Point		12.2	0.0	
HVAC 1	Default industrial noise	Point		13.2	0.0	
HVAC 1	Default industrial noise	Point		11.4	0.0	

		7
--	--	---

Duke Patterson Warehouse
Contribution level - 001 - Duke Patterson Warehouse - LMax:

9

Source	Source group	Source type	Er. lane	Lmax dB(A)	A dB	
HVAC 1	Default industrial noise	Point		10.4	0.0	
HVAC 1	Default industrial noise	Point		10.2	0.0	
HVAC 1	Default industrial noise	Point		11.2	0.0	
HVAC 1	Default industrial noise	Point		9.6	0.0	
HVAC 1	Default industrial noise	Point		8.8	0.0	
HVAC 1	Default industrial noise	Point		8.7	0.0	
HVAC 1	Default industrial noise	Point		9.4	0.0	
HVAC 1	Default industrial noise	Point		8.1	0.0	
HVAC 1	Default industrial noise	Point		8.0	0.0	
HVAC 1	Default industrial noise	Point		12.8	0.0	
HVAC 1	Default industrial noise	Point		11.9	0.0	
HVAC 1	Default industrial noise	Point		11.5	0.0	
HVAC 1	Default industrial noise	Point		12.4	0.0	
HVAC 1	Default industrial noise	Point		10.9	0.0	
HVAC 1	Default industrial noise	Point		10.0	0.0	
HVAC 1	Default industrial noise	Point		9.8	0.0	
HVAC 1	Default industrial noise	Point		10.6	0.0	
HVAC 1	Default industrial noise	Point		9.3	0.0	
HVAC 1	Default industrial noise	Point		8.5	0.0	
HVAC 1	Default industrial noise	Point		8.4	0.0	
HVAC 1	Default industrial noise	Point		9.1	0.0	
HVAC 1	Default industrial noise	Point		7.8	0.0	
HVAC 1	Default industrial noise	Point		7.7	0.0	
HVAC 1	Default industrial noise	Point		12.0	0.0	
HVAC 1	Default industrial noise	Point		11.2	0.0	
HVAC 1	Default industrial noise	Point		10.8	0.0	
HVAC 1	Default industrial noise	Point		11.5	0.0	
HVAC 1	Default industrial noise	Point		10.3	0.0	
HVAC 1	Default industrial noise	Point		9.6	0.0	
HVAC 1	Default industrial noise	Point		9.3	0.0	
HVAC 1	Default industrial noise	Point		10.0	0.0	
HVAC 1	Default industrial noise	Point		8.9	0.0	
HVAC 1	Default industrial noise	Point		8.2	0.0	
HVAC 1	Default industrial noise	Point		8.0	0.0	
HVAC 1	Default industrial noise	Point		8.6	0.0	
HVAC 1	Default industrial noise	Point		7.5	0.0	
HVAC 1	Default industrial noise	Point		7.3	0.0	
HVAC 1	Default industrial noise	Point		11.0	0.0	
HVAC 1	Default industrial noise	Point		10.3	0.0	
HVAC 1	Default industrial noise	Point		10.0	0.0	
HVAC 1	Default industrial noise	Point		10.5	0.0	
HVAC 1	Default industrial noise	Point		9.7	0.0	
HVAC 1	Default industrial noise	Point		9.0	0.0	
HVAC 1	Default industrial noise	Point		8.7	0.0	
HVAC 1	Default industrial noise	Point		9.3	0.0	

		8
--	--	---

Duke Patterson Warehouse
Contribution level - 001 - Duke Patterson Warehouse - LMax:

9

Source	Source group	Source type	Per. lane	Lmax dB(A)	A dB
HVAC 1	Default industrial noise	Point		8.4	0.0
HVAC 1	Default industrial noise	Point		7.7	0.0
HVAC 1	Default industrial noise	Point		7.5	0.0
HVAC 1	Default industrial noise	Point		8.1	0.0
HVAC 1	Default industrial noise	Point		7.1	0.0
HVAC 1	Default industrial noise	Point		6.9	0.0
Trailer Stall 1: Spaces 72	Default parking lot noise	PLot		43.3	0.0
Trailer Stall 2: Spaces 47	Default parking lot noise	PLot		20.7	0.0
Trailer Stall 3: Spaces 22	Default parking lot noise	PLot		21.8	0.0
Back Up Alarm 1	Default industrial noise	Point		42.1	0.0
Back Up Alarm 1	Default industrial noise	Point		43.2	0.0
Back Up Alarm 1	Default industrial noise	Point		42.8	0.0
Back Up Alarm 1	Default industrial noise	Point		42.9	0.0
Back Up Alarm 1	Default industrial noise	Point		42.4	0.0
Back Up Alarm 1	Default industrial noise	Point		42.5	0.0
Back Up Alarm 1	Default industrial noise	Point		42.6	0.0
Back Up Alarm 1	Default industrial noise	Point		42.7	0.0
Back Up Alarm 1	Default industrial noise	Point		42.8	0.0
Back Up Alarm 1	Default industrial noise	Point		43.0	0.0
Back Up Alarm 1	Default industrial noise	Point		43.0	0.0
Back Up Alarm 1	Default industrial noise	Point		43.1	0.0
Back Up Alarm 1	Default industrial noise	Point		43.2	0.0
Back Up Alarm 1	Default industrial noise	Point		43.4	0.0
Back Up Alarm 1	Default industrial noise	Point		43.5	0.0
Back Up Alarm 1	Default industrial noise	Point		43.7	0.0
Back Up Alarm 1	Default industrial noise	Point		43.8	0.0
Back Up Alarm 1	Default industrial noise	Point		43.9	0.0
Back Up Alarm 1	Default industrial noise	Point		44.1	0.0
Back Up Alarm 1	Default industrial noise	Point		44.2	0.0
Back Up Alarm 1	Default industrial noise	Point		44.4	0.0
Back Up Alarm 1	Default industrial noise	Point		44.4	0.0
Back Up Alarm 1	Default industrial noise	Point		44.5	0.0
Back Up Alarm 1	Default industrial noise	Point		44.6	0.0
Back Up Alarm 1	Default industrial noise	Point		45.0	0.0
Back Up Alarm 1	Default industrial noise	Point		45.0	0.0
Back Up Alarm 1	Default industrial noise	Point		44.9	0.0
Back Up Alarm 1	Default industrial noise	Point		44.5	0.0
Back Up Alarm 1	Default industrial noise	Point		44.2	0.0
Back Up Alarm 1	Default industrial noise	Point		44.0	0.0
Back Up Alarm 1	Default industrial noise	Point		44.4	0.0
Back Up Alarm 1	Default industrial noise	Point		44.5	0.0
Back Up Alarm 1	Default industrial noise	Point		44.6	0.0
Back Up Alarm 1	Default industrial noise	Point		45.4	0.0
Back Up Alarm 1	Default industrial noise	Point		44.9	0.0
Back Up Alarm 1	Default industrial noise	Point		44.9	0.0

9

Duke Patterson Warehouse
Contribution level - 001 - Duke Patterson Warehouse - LMax:

9

Source	Source group	Source type	Per. lane	Lmax dB(A)	A dB
Back Up Alarm 1	Default industrial noise	Point		20.5	0.0
Back Up Alarm 1	Default industrial noise	Point		20.5	0.0
Back Up Alarm 1	Default industrial noise	Point		20.5	0.0
Back Up Alarm 1	Default industrial noise	Point		20.5	0.0
Back Up Alarm 1	Default industrial noise	Point		20.5	0.0
Back Up Alarm 1	Default industrial noise	Point		20.5	0.0
Back Up Alarm 1	Default industrial noise	Point		20.5	0.0
Back Up Alarm 1	Default industrial noise	Point		20.4	0.0
Back Up Alarm 1	Default industrial noise	Point		20.4	0.0
Back Up Alarm 1	Default industrial noise	Point		20.4	0.0
Back Up Alarm 1	Default industrial noise	Point		20.4	0.0
Back Up Alarm 1	Default industrial noise	Point		20.4	0.0
Back Up Alarm 1	Default industrial noise	Point		20.4	0.0
Back Up Alarm 1	Default industrial noise	Point		20.4	0.0
Back Up Alarm 1	Default industrial noise	Point		20.4	0.0
Back Up Alarm 1	Default industrial noise	Point		20.4	0.0
Back Up Alarm 1	Default industrial noise	Point		20.4	0.0
Back Up Alarm 1	Default industrial noise	Point		20.4	0.0
Back Up Alarm 1	Default industrial noise	Point		20.4	0.0
Back Up Alarm 1	Default industrial noise	Point		20.4	0.0
Back Up Alarm 1	Default industrial noise	Point		20.4	0.0
Back Up Alarm 1	Default industrial noise	Point		20.4	0.0
Back Up Alarm 1	Default industrial noise	Point		20.4	0.0
Back Up Alarm 1	Default industrial noise	Point		20.4	0.0
Back Up Alarm 1	Default industrial noise	Point		20.4	0.0
Back Up Alarm 1	Default industrial noise	Point		20.4	0.0
Back Up Alarm 1	Default industrial noise	Point		20.4	0.0
Back Up Alarm 1	Default industrial noise	Point		20.4	0.0
Back Up Alarm 1	Default industrial noise	Point		20.5	0.0
Back Up Alarm 1	Default industrial noise	Point		20.5	0.0
Back Up Alarm 1	Default industrial noise	Point		20.5	0.0
Back Up Alarm 1	Default industrial noise	Point		21.7	0.0
Back Up Alarm 1	Default industrial noise	Point		43.4	0.0
Back Up Alarm 1	Default industrial noise	Point		42.8	0.0
Back Up Alarm 1	Default industrial noise	Point		42.5	0.0
Back Up Alarm 1	Default industrial noise	Point		42.6	0.0
Back Up Alarm 1	Default industrial noise	Point		42.0	0.0
Back Up Alarm 1	Default industrial noise	Point		42.5	0.0
Back Up Alarm 1	Default industrial noise	Point		42.6	0.0
Back Up Alarm 1	Default industrial noise	Point		42.7	0.0
Back Up Alarm 1	Default industrial noise	Point		42.8	0.0
Back Up Alarm 1	Default industrial noise	Point		42.9	0.0
Back Up Alarm 1	Default industrial noise	Point		42.9	0.0
Back Up Alarm 1	Default industrial noise	Point		43.0	0.0
Back Up Alarm 1	Default industrial noise	Point		43.1	0.0
Back Up Alarm 1	Default industrial noise	Point		43.2	0.0
Back Up Alarm 1	Default industrial noise	Point		43.3	0.0
Back Up Alarm 1	Default industrial noise	Point		43.5	0.0
Back Up Alarm 1	Default industrial noise	Point		43.6	0.0

		11
--	--	----

Duke Patterson Warehouse
Contribution level - 001 - Duke Patterson Warehouse - LMax:

9

Source	Source group	Source type	Per. lane	Lmax dB(A)	A dB	
Back Up Alarm 1	Default industrial noise	Point		43.7	0.0	
Back Up Alarm 1	Default industrial noise	Point		43.8	0.0	
Back Up Alarm 1	Default industrial noise	Point		43.9	0.0	
Back Up Alarm 1	Default industrial noise	Point		44.1	0.0	
Back Up Alarm 1	Default industrial noise	Point		44.2	0.0	
Back Up Alarm 1	Default industrial noise	Point		44.3	0.0	
Back Up Alarm 1	Default industrial noise	Point		44.5	0.0	
Back Up Alarm 1	Default industrial noise	Point		44.6	0.0	
Back Up Alarm 1	Default industrial noise	Point		44.6	0.0	
Back Up Alarm 1	Default industrial noise	Point		45.0	0.0	
Back Up Alarm 1	Default industrial noise	Point		45.0	0.0	
Back Up Alarm 1	Default industrial noise	Point		44.9	0.0	
Back Up Alarm 1	Default industrial noise	Point		43.6	0.0	
Back Up Alarm 1	Default industrial noise	Point		41.4	0.0	
Receiver R2 FI G Lmax,lim dB(A) Lmax 50.5 dB(A)						
Idling Trucks	Default industrial noise	Point		34.7	0.0	
Idling Trucks	Default industrial noise	Point		33.8	0.0	
Idling Trucks	Default industrial noise	Point		35.3	0.0	
Idling Trucks	Default industrial noise	Point		35.3	0.0	
Idling Trucks	Default industrial noise	Point		35.4	0.0	
Idling Trucks	Default industrial noise	Point		35.4	0.0	
Idling Trucks	Default industrial noise	Point		35.3	0.0	
Idling Trucks	Default industrial noise	Point		35.3	0.0	
Idling Trucks	Default industrial noise	Point		35.2	0.0	
Idling Trucks	Default industrial noise	Point		35.2	0.0	
Idling Trucks	Default industrial noise	Point		35.2	0.0	
Idling Trucks	Default industrial noise	Point		35.1	0.0	
Idling Trucks	Default industrial noise	Point		35.0	0.0	
Idling Trucks	Default industrial noise	Point		34.9	0.0	
Idling Trucks	Default industrial noise	Point		34.8	0.0	
Idling Trucks	Default industrial noise	Point		34.7	0.0	
Idling Trucks	Default industrial noise	Point		34.7	0.0	
Idling Trucks	Default industrial noise	Point		34.6	0.0	
Idling Trucks	Default industrial noise	Point		34.5	0.0	
Idling Trucks	Default industrial noise	Point		34.4	0.0	
Idling Trucks	Default industrial noise	Point		34.2	0.0	
Idling Trucks	Default industrial noise	Point		34.1	0.0	
Idling Trucks	Default industrial noise	Point		33.9	0.0	
Idling Trucks	Default industrial noise	Point		33.8	0.0	
Idling Trucks	Default industrial noise	Point		33.7	0.0	
Idling Trucks	Default industrial noise	Point		33.6	0.0	
Idling Trucks	Default industrial noise	Point		33.5	0.0	
Idling Trucks	Default industrial noise	Point		33.1	0.0	
Idling Trucks	Default industrial noise	Point		33.0	0.0	
Idling Trucks	Default industrial noise	Point		32.8	0.0	

Duke Patterson Warehouse
Contribution level - 001 - Duke Patterson Warehouse - LMax:

9

Source	Source group	Source type	Per. lane	Lmax dB(A)	A dB	
Idling Trucks	Default industrial noise	Point		32.7	0.0	
Idling Trucks	Default industrial noise	Point		32.6	0.0	
Idling Trucks	Default industrial noise	Point		32.4	0.0	
Idling Trucks	Default industrial noise	Point		32.3	0.0	
Idling Trucks	Default industrial noise	Point		32.0	0.0	
Idling Trucks	Default industrial noise	Point		31.9	0.0	
Idling Trucks	Default industrial noise	Point		31.8	0.0	
Idling Trucks	Default industrial noise	Point		31.6	0.0	
Idling Trucks	Default industrial noise	Point		31.5	0.0	
Idling Trucks	Default industrial noise	Point		31.3	0.0	
Idling Trucks	Default industrial noise	Point		31.2	0.0	
Idling Trucks	Default industrial noise	Point		31.5	0.0	
Idling Trucks	Default industrial noise	Point		31.4	0.0	
Idling Trucks	Default industrial noise	Point		31.3	0.0	
Idling Trucks	Default industrial noise	Point		31.2	0.0	
Idling Trucks	Default industrial noise	Point		31.1	0.0	
Idling Trucks	Default industrial noise	Point		32.0	0.0	
Idling Trucks	Default industrial noise	Point		31.9	0.0	
Idling Trucks	Default industrial noise	Point		5.2	0.0	
Idling Trucks	Default industrial noise	Point		5.1	0.0	
Idling Trucks	Default industrial noise	Point		5.1	0.0	
Idling Trucks	Default industrial noise	Point		5.1	0.0	
Idling Trucks	Default industrial noise	Point		5.1	0.0	
Idling Trucks	Default industrial noise	Point		5.1	0.0	
Idling Trucks	Default industrial noise	Point		5.1	0.0	
Idling Trucks	Default industrial noise	Point		5.1	0.0	
Idling Trucks	Default industrial noise	Point		5.1	0.0	
Idling Trucks	Default industrial noise	Point		5.1	0.0	
Idling Trucks	Default industrial noise	Point		5.1	0.0	
Idling Trucks	Default industrial noise	Point		5.1	0.0	
Idling Trucks	Default industrial noise	Point		5.1	0.0	
Idling Trucks	Default industrial noise	Point		5.1	0.0	
Idling Trucks	Default industrial noise	Point		5.1	0.0	
Idling Trucks	Default industrial noise	Point		5.1	0.0	
Idling Trucks	Default industrial noise	Point		5.1	0.0	
Idling Trucks	Default industrial noise	Point		5.1	0.0	
Idling Trucks	Default industrial noise	Point		5.0	0.0	
Idling Trucks	Default industrial noise	Point		5.0	0.0	
Idling Trucks	Default industrial noise	Point		5.0	0.0	
Idling Trucks	Default industrial noise	Point		5.0	0.0	
Idling Trucks	Default industrial noise	Point		5.0	0.0	
Idling Trucks	Default industrial noise	Point		5.0	0.0	
Idling Trucks	Default industrial noise	Point		5.0	0.0	
Idling Trucks	Default industrial noise	Point		5.0	0.0	
Idling Trucks	Default industrial noise	Point		4.9	0.0	
Idling Trucks	Default industrial noise	Point		4.9	0.0	
Idling Trucks	Default industrial noise	Point		4.9	0.0	

Duke Patterson Warehouse
Contribution level - 001 - Duke Patterson Warehouse - LMax:

9

Source	Source group	Source type	Per. lane	Lmax dB(A)	A dB
Idling Trucks	Default industrial noise	Point		4.9	0.0
Idling Trucks	Default industrial noise	Point		4.8	0.0
Idling Trucks	Default industrial noise	Point		4.8	0.0
Idling Trucks	Default industrial noise	Point		4.8	0.0
Idling Trucks	Default industrial noise	Point		4.8	0.0
Idling Trucks	Default industrial noise	Point		4.7	0.0
Idling Trucks	Default industrial noise	Point		4.7	0.0
Idling Trucks	Default industrial noise	Point		4.7	0.0
Idling Trucks	Default industrial noise	Point		4.6	0.0
Idling Trucks	Default industrial noise	Point		4.6	0.0
Idling Trucks	Default industrial noise	Point		4.6	0.0
Idling Trucks	Default industrial noise	Point		4.6	0.0
Idling Trucks	Default industrial noise	Point		4.5	0.0
Idling Trucks	Default industrial noise	Point		4.5	0.0
Idling Trucks	Default industrial noise	Point		4.4	0.0
Idling Trucks	Default industrial noise	Point		4.4	0.0
Idling Trucks	Default industrial noise	Point		4.4	0.0
Idling Trucks	Default industrial noise	Point		4.3	0.0
Idling Trucks	Default industrial noise	Point		4.3	0.0
Idling Trucks	Default industrial noise	Point		4.3	0.0
Idling Trucks	Default industrial noise	Point		4.2	0.0
Idling Trucks	Default industrial noise	Point		4.2	0.0
Idling Trucks	Default industrial noise	Point		4.1	0.0
Idling Trucks	Default industrial noise	Point		4.1	0.0
Idling Trucks	Default industrial noise	Point		4.1	0.0
Idling Trucks	Default industrial noise	Point		4.0	0.0
Idling Trucks	Default industrial noise	Point		4.0	0.0
Idling Trucks	Default industrial noise	Point		3.9	0.0
Idling Trucks	Default industrial noise	Point		3.9	0.0
Idling Trucks	Default industrial noise	Point		3.8	0.0
Idling Trucks	Default industrial noise	Point		3.8	0.0
Idling Trucks	Default industrial noise	Point		3.8	0.0
Idling Trucks	Default industrial noise	Point		3.7	0.0
Idling Trucks	Default industrial noise	Point		3.7	0.0
Idling Trucks	Default industrial noise	Point		3.6	0.0
Idling Trucks	Default industrial noise	Point		3.6	0.0
Back Up Alarm 1	Default industrial noise	Point		44.7	0.0
Back Up Alarm 2	Default industrial noise	Point		43.6	0.0
Back Up Alarm 3	Default industrial noise	Point		45.4	0.0
Back Up Alarm 4	Default industrial noise	Point		45.7	0.0
Back Up Alarm 5	Default industrial noise	Point		45.7	0.0
Back Up Alarm 6	Default industrial noise	Point		45.4	0.0
Back Up Alarm 7	Default industrial noise	Point		45.3	0.0
Back Up Alarm 8	Default industrial noise	Point		45.3	0.0
Back Up Alarm 9	Default industrial noise	Point		45.2	0.0

Duke Patterson Warehouse
Contribution level - 001 - Duke Patterson Warehouse - LMax:

9

Source	Source group	Source type	Per. lane	Lmax dB(A)	A dB	
Back Up Alarm 10	Default industrial noise	Point		45.2	0.0	
Back Up Alarm 11	Default industrial noise	Point		45.1	0.0	
Back Up Alarm 12	Default industrial noise	Point		45.1	0.0	
Back Up Alarm 13	Default industrial noise	Point		45.0	0.0	
Back Up Alarm 14	Default industrial noise	Point		44.9	0.0	
Back Up Alarm 15	Default industrial noise	Point		44.8	0.0	
Back Up Alarm 16	Default industrial noise	Point		44.7	0.0	
Back Up Alarm 17	Default industrial noise	Point		44.7	0.0	
Back Up Alarm 18	Default industrial noise	Point		44.6	0.0	
Back Up Alarm 19	Default industrial noise	Point		44.5	0.0	
Back Up Alarm 20	Default industrial noise	Point		44.4	0.0	
Back Up Alarm 21	Default industrial noise	Point		44.1	0.0	
Back Up Alarm 22	Default industrial noise	Point		44.0	0.0	
Back Up Alarm 23	Default industrial noise	Point		43.9	0.0	
Back Up Alarm 24	Default industrial noise	Point		43.8	0.0	
Back Up Alarm 25	Default industrial noise	Point		43.7	0.0	
Back Up Alarm 26	Default industrial noise	Point		43.5	0.0	
Back Up Alarm 27	Default industrial noise	Point		43.4	0.0	
Back Up Alarm 28	Default industrial noise	Point		43.2	0.0	
Back Up Alarm 29	Default industrial noise	Point		43.0	0.0	
Back Up Alarm 30	Default industrial noise	Point		42.9	0.0	
Back Up Alarm 31	Default industrial noise	Point		42.7	0.0	
Back Up Alarm 32	Default industrial noise	Point		42.6	0.0	
Back Up Alarm 33	Default industrial noise	Point		42.4	0.0	
Back Up Alarm 34	Default industrial noise	Point		42.3	0.0	
Back Up Alarm 35	Default industrial noise	Point		42.0	0.0	
Back Up Alarm 36	Default industrial noise	Point		41.8	0.0	
Back Up Alarm 37	Default industrial noise	Point		41.7	0.0	
Back Up Alarm 38	Default industrial noise	Point		41.5	0.0	
Back Up Alarm 39	Default industrial noise	Point		41.4	0.0	
Back Up Alarm 40	Default industrial noise	Point		41.2	0.0	
Back Up Alarm 41	Default industrial noise	Point		41.1	0.0	
Back Up Alarm 42	Default industrial noise	Point		40.8	0.0	
Back Up Alarm 43	Default industrial noise	Point		41.3	0.0	
Back Up Alarm 44	Default industrial noise	Point		41.1	0.0	
Back Up Alarm 45	Default industrial noise	Point		41.0	0.0	
Back Up Alarm 46	Default industrial noise	Point		40.8	0.0	
Back Up Alarm 47	Default industrial noise	Point		40.6	0.0	
Back Up Alarm 48	Default industrial noise	Point		40.5	0.0	
Back Up Alarm 50	Default industrial noise	Point		14.5	0.0	
Back Up Alarm 51	Default industrial noise	Point		14.5	0.0	
Back Up Alarm 52	Default industrial noise	Point		14.5	0.0	
Back Up Alarm 53	Default industrial noise	Point		14.5	0.0	
Back Up Alarm 54	Default industrial noise	Point		14.5	0.0	
Back Up Alarm 55	Default industrial noise	Point		14.5	0.0	

Duke Patterson Warehouse
Contribution level - 001 - Duke Patterson Warehouse - LMax:

9

Source	Source group	Source type	Er. lane	Lmax dB(A)	A dB	
Back Up Alarm 56	Default industrial noise	Point		14.5	0.0	
Back Up Alarm 57	Default industrial noise	Point		14.5	0.0	
Back Up Alarm 58	Default industrial noise	Point		14.5	0.0	
Back Up Alarm 59	Default industrial noise	Point		14.5	0.0	
Back Up Alarm 60	Default industrial noise	Point		14.5	0.0	
Back Up Alarm 61	Default industrial noise	Point		14.5	0.0	
Back Up Alarm 62	Default industrial noise	Point		14.5	0.0	
Back Up Alarm 63	Default industrial noise	Point		14.5	0.0	
Back Up Alarm 64	Default industrial noise	Point		14.5	0.0	
Back Up Alarm 65	Default industrial noise	Point		14.4	0.0	
Back Up Alarm 66	Default industrial noise	Point		14.4	0.0	
Back Up Alarm 67	Default industrial noise	Point		14.4	0.0	
Back Up Alarm 68	Default industrial noise	Point		14.4	0.0	
Back Up Alarm 69	Default industrial noise	Point		14.4	0.0	
Back Up Alarm 70	Default industrial noise	Point		14.4	0.0	
Back Up Alarm 71	Default industrial noise	Point		14.4	0.0	
Back Up Alarm 72	Default industrial noise	Point		14.4	0.0	
Back Up Alarm 73	Default industrial noise	Point		14.3	0.0	
Back Up Alarm 74	Default industrial noise	Point		14.3	0.0	
Back Up Alarm 75	Default industrial noise	Point		14.3	0.0	
Back Up Alarm 76	Default industrial noise	Point		14.3	0.0	
Back Up Alarm 77	Default industrial noise	Point		14.3	0.0	
Back Up Alarm 78	Default industrial noise	Point		14.2	0.0	
Back Up Alarm 79	Default industrial noise	Point		14.2	0.0	
Back Up Alarm 80	Default industrial noise	Point		14.2	0.0	
Back Up Alarm 81	Default industrial noise	Point		14.2	0.0	
Back Up Alarm 82	Default industrial noise	Point		14.2	0.0	
Back Up Alarm 83	Default industrial noise	Point		14.1	0.0	
Back Up Alarm 84	Default industrial noise	Point		14.1	0.0	
Back Up Alarm 85	Default industrial noise	Point		14.1	0.0	
Back Up Alarm 86	Default industrial noise	Point		14.1	0.0	
Back Up Alarm 87	Default industrial noise	Point		14.0	0.0	
Back Up Alarm 88	Default industrial noise	Point		14.0	0.0	
Back Up Alarm 89	Default industrial noise	Point		14.0	0.0	
Back Up Alarm 90	Default industrial noise	Point		13.9	0.0	
Back Up Alarm 91	Default industrial noise	Point		13.9	0.0	
Back Up Alarm 92	Default industrial noise	Point		13.9	0.0	
Back Up Alarm 93	Default industrial noise	Point		13.9	0.0	
Back Up Alarm 94	Default industrial noise	Point		13.8	0.0	
Back Up Alarm 95	Default industrial noise	Point		13.8	0.0	
Back Up Alarm 96	Default industrial noise	Point		13.8	0.0	
Back Up Alarm 97	Default industrial noise	Point		13.7	0.0	
Back Up Alarm 98	Default industrial noise	Point		13.7	0.0	
Back Up Alarm 99	Default industrial noise	Point		13.7	0.0	
Back Up Alarm 100	Default industrial noise	Point		13.7	0.0	

Duke Patterson Warehouse
Contribution level - 001 - Duke Patterson Warehouse - LMax:

9

Source	Source group	Source type	Per. lane	Lmax dB(A)	A dB
Back Up Alarm 101	Default industrial noise	Point		13.6	0.0
Back Up Alarm 102	Default industrial noise	Point		13.6	0.0
Back Up Alarm 103	Default industrial noise	Point		13.6	0.0
Back Up Alarm 104	Default industrial noise	Point		13.5	0.0
Back Up Alarm 105	Default industrial noise	Point		13.5	0.0
Back Up Alarm 106	Default industrial noise	Point		13.5	0.0
Back Up Alarm 107	Default industrial noise	Point		13.4	0.0
Back Up Alarm 108	Default industrial noise	Point		13.4	0.0
Back Up Alarm 109	Default industrial noise	Point		13.4	0.0
Back Up Alarm 110	Default industrial noise	Point		13.4	0.0
Back Up Alarm 111	Default industrial noise	Point		13.3	0.0
Back Up Alarm 112	Default industrial noise	Point		13.3	0.0
Parking 1: Spaces 30	Default parking lot noise	PLot		43.8	0.0
Parking 2: Spaces 20	Default parking lot noise	PLot		35.8	0.0
Parking 3: Spaces 20	Default parking lot noise	PLot		31.8	0.0
Parking 4: Spaces 20	Default parking lot noise	PLot		30.0	0.0
Parking 5: Spaces 20	Default parking lot noise	PLot		28.8	0.0
Parking 6: Spaces 14	Default parking lot noise	PLot		27.8	0.0
Parking 7: Spaces 15	Default parking lot noise	PLot		27.2	0.0
Parking 8: Spaces 15	Default parking lot noise	PLot		44.5	0.0
Parking 9: Spaces 10	Default parking lot noise	PLot		29.0	0.0
Parking 10: Spaces 10	Default parking lot noise	PLot		27.1	0.0
Parking 11: Spaces 10	Default parking lot noise	PLot		25.1	0.0
Parking 12: Spaces 10	Default parking lot noise	PLot		23.9	0.0
Parking 13: Spaces 8	Default parking lot noise	PLot		23.6	0.0
Parking 14: Spaces 9	Default parking lot noise	PLot		22.8	0.0
Parking 15: Spaces 10	Default parking lot noise	PLot		47.0	0.0
Parking 16: Spaces 9	Default parking lot noise	PLot		49.1	0.0
Parking 17: Spaces 10	Default parking lot noise	PLot		48.4	0.0
Parking 18: Spaces 5	Default parking lot noise	PLot		47.3	0.0
Parking 19: Spaces 6	Default parking lot noise	PLot		50.5	0.0
Parking 20: Spaces 12	Default parking lot noise	PLot		49.4	0.0
Parking 21: Spaces 10	Default parking lot noise	PLot		48.4	0.0
Parking 22: Spaces 5	Default parking lot noise	PLot		50.1	0.0
Parking 23: Spaces 10	Default parking lot noise	PLot		40.9	0.0
Parking 24: Spaces 10	Default parking lot noise	PLot		40.6	0.0
Parking 25: Spaces 14	Default parking lot noise	PLot		40.0	0.0
Parking 26: Spaces 10	Default parking lot noise	PLot		40.7	0.0
Parking 27: Spaces 10	Default parking lot noise	PLot		39.2	0.0
Parking 28: Spaces 20	Default parking lot noise	PLot		39.1	0.0
Parking 29: Spaces 9	Default parking lot noise	PLot		38.9	0.0
Parking 30: Spaces 3	Default parking lot noise	PLot		37.7	0.0
31 Parking: Spaces 10	Default parking lot noise	PLot		37.6	0.0
HVAC 1	Default industrial noise	Point		9.5	0.0
HVAC 1	Default industrial noise	Point		9.0	0.0

Duke Patterson Warehouse
Contribution level - 001 - Duke Patterson Warehouse - LMax:

9

Source	Source group	Source type	Er. lane	Lmax dB(A)	A dB	
HVAC 1	Default industrial noise	Point		9.5	0.0	
HVAC 1	Default industrial noise	Point		10.0	0.0	
HVAC 1	Default industrial noise	Point		8.5	0.0	
HVAC 1	Default industrial noise	Point		7.9	0.0	
HVAC 1	Default industrial noise	Point		8.3	0.0	
HVAC 1	Default industrial noise	Point		8.9	0.0	
HVAC 1	Default industrial noise	Point		7.4	0.0	
HVAC 1	Default industrial noise	Point		6.9	0.0	
HVAC 1	Default industrial noise	Point		7.2	0.0	
HVAC 1	Default industrial noise	Point		7.7	0.0	
HVAC 1	Default industrial noise	Point		6.3	0.0	
HVAC 1	Default industrial noise	Point		6.6	0.0	
HVAC 1	Default industrial noise	Point		10.5	0.0	
HVAC 1	Default industrial noise	Point		9.9	0.0	
HVAC 1	Default industrial noise	Point		10.3	0.0	
HVAC 1	Default industrial noise	Point		11.0	0.0	
HVAC 1	Default industrial noise	Point		9.3	0.0	
HVAC 1	Default industrial noise	Point		8.6	0.0	
HVAC 1	Default industrial noise	Point		9.0	0.0	
HVAC 1	Default industrial noise	Point		9.6	0.0	
HVAC 1	Default industrial noise	Point		8.0	0.0	
HVAC 1	Default industrial noise	Point		7.4	0.0	
HVAC 1	Default industrial noise	Point		7.7	0.0	
HVAC 1	Default industrial noise	Point		8.3	0.0	
HVAC 1	Default industrial noise	Point		6.8	0.0	
HVAC 1	Default industrial noise	Point		7.1	0.0	
HVAC 1	Default industrial noise	Point		11.5	0.0	
HVAC 1	Default industrial noise	Point		10.7	0.0	
HVAC 1	Default industrial noise	Point		11.1	0.0	
HVAC 1	Default industrial noise	Point		11.9	0.0	
HVAC 1	Default industrial noise	Point		10.0	0.0	
HVAC 1	Default industrial noise	Point		9.3	0.0	
HVAC 1	Default industrial noise	Point		9.6	0.0	
HVAC 1	Default industrial noise	Point		10.3	0.0	
HVAC 1	Default industrial noise	Point		8.6	0.0	
HVAC 1	Default industrial noise	Point		7.9	0.0	
HVAC 1	Default industrial noise	Point		8.2	0.0	
HVAC 1	Default industrial noise	Point		8.8	0.0	
HVAC 1	Default industrial noise	Point		7.3	0.0	
HVAC 1	Default industrial noise	Point		7.5	0.0	
HVAC 1	Default industrial noise	Point		12.4	0.0	
HVAC 1	Default industrial noise	Point		11.5	0.0	
HVAC 1	Default industrial noise	Point		11.8	0.0	
HVAC 1	Default industrial noise	Point		12.8	0.0	
HVAC 1	Default industrial noise	Point		10.6	0.0	

Duke Patterson Warehouse
Contribution level - 001 - Duke Patterson Warehouse - LMax:

9

Source	Source group	Source type	Er. lane	Lmax dB(A)	A dB	
HVAC 1	Default industrial noise	Point		9.8	0.0	
HVAC 1	Default industrial noise	Point		10.0	0.0	
HVAC 1	Default industrial noise	Point		10.9	0.0	
HVAC 1	Default industrial noise	Point		9.1	0.0	
HVAC 1	Default industrial noise	Point		8.3	0.0	
HVAC 1	Default industrial noise	Point		8.5	0.0	
HVAC 1	Default industrial noise	Point		9.3	0.0	
HVAC 1	Default industrial noise	Point		7.7	0.0	
HVAC 1	Default industrial noise	Point		7.8	0.0	
HVAC 1	Default industrial noise	Point		13.1	0.0	
HVAC 1	Default industrial noise	Point		12.1	0.0	
HVAC 1	Default industrial noise	Point		12.4	0.0	
HVAC 1	Default industrial noise	Point		13.4	0.0	
HVAC 1	Default industrial noise	Point		11.1	0.0	
HVAC 1	Default industrial noise	Point		10.2	0.0	
HVAC 1	Default industrial noise	Point		10.4	0.0	
HVAC 1	Default industrial noise	Point		11.3	0.0	
HVAC 1	Default industrial noise	Point		9.4	0.0	
HVAC 1	Default industrial noise	Point		8.7	0.0	
HVAC 1	Default industrial noise	Point		8.8	0.0	
HVAC 1	Default industrial noise	Point		9.5	0.0	
HVAC 1	Default industrial noise	Point		8.0	0.0	
HVAC 1	Default industrial noise	Point		8.1	0.0	
HVAC 1	Default industrial noise	Point		13.7	0.0	
HVAC 1	Default industrial noise	Point		12.6	0.0	
HVAC 1	Default industrial noise	Point		12.7	0.0	
HVAC 1	Default industrial noise	Point		13.8	0.0	
HVAC 1	Default industrial noise	Point		11.5	0.0	
HVAC 1	Default industrial noise	Point		10.5	0.0	
HVAC 1	Default industrial noise	Point		10.6	0.0	
HVAC 1	Default industrial noise	Point		11.6	0.0	
HVAC 1	Default industrial noise	Point		9.6	0.0	
HVAC 1	Default industrial noise	Point		8.9	0.0	
HVAC 1	Default industrial noise	Point		8.9	0.0	
HVAC 1	Default industrial noise	Point		9.7	0.0	
HVAC 1	Default industrial noise	Point		8.1	0.0	
HVAC 1	Default industrial noise	Point		8.2	0.0	
HVAC 1	Default industrial noise	Point		13.9	0.0	
HVAC 1	Default industrial noise	Point		12.8	0.0	
HVAC 1	Default industrial noise	Point		12.8	0.0	
HVAC 1	Default industrial noise	Point		14.0	0.0	
HVAC 1	Default industrial noise	Point		11.7	0.0	
HVAC 1	Default industrial noise	Point		10.6	0.0	
HVAC 1	Default industrial noise	Point		10.7	0.0	
HVAC 1	Default industrial noise	Point		11.7	0.0	

Duke Patterson Warehouse
Contribution level - 001 - Duke Patterson Warehouse - LMax:

9

Source	Source group	Source type	Per. lane	Lmax dB(A)	A dB	
HVAC 1	Default industrial noise	Point		9.8	0.0	
HVAC 1	Default industrial noise	Point		9.0	0.0	
HVAC 1	Default industrial noise	Point		9.0	0.0	
HVAC 1	Default industrial noise	Point		9.8	0.0	
HVAC 1	Default industrial noise	Point		8.3	0.0	
HVAC 1	Default industrial noise	Point		8.3	0.0	
HVAC 1	Default industrial noise	Point		13.9	0.0	
HVAC 1	Default industrial noise	Point		12.9	0.0	
HVAC 1	Default industrial noise	Point		12.1	0.0	
HVAC 1	Default industrial noise	Point		13.5	0.0	
HVAC 1	Default industrial noise	Point		11.8	0.0	
HVAC 1	Default industrial noise	Point		10.8	0.0	
HVAC 1	Default industrial noise	Point		10.6	0.0	
HVAC 1	Default industrial noise	Point		11.3	0.0	
HVAC 1	Default industrial noise	Point		9.9	0.0	
HVAC 1	Default industrial noise	Point		9.1	0.0	
HVAC 1	Default industrial noise	Point		8.9	0.0	
HVAC 1	Default industrial noise	Point		9.7	0.0	
HVAC 1	Default industrial noise	Point		8.4	0.0	
HVAC 1	Default industrial noise	Point		8.2	0.0	
Trailer Stall 1: Spaces 72	Default parking lot noise	PLot		45.5	0.0	
Trailer Stall 2: Spaces 47	Default parking lot noise	PLot		21.7	0.0	
Trailer Stall 3: Spaces 22	Default parking lot noise	PLot		21.8	0.0	
Back Up Alarm 1	Default industrial noise	Point		45.7	0.0	
Back Up Alarm 1	Default industrial noise	Point		45.8	0.0	
Back Up Alarm 1	Default industrial noise	Point		45.7	0.0	
Back Up Alarm 1	Default industrial noise	Point		45.7	0.0	
Back Up Alarm 1	Default industrial noise	Point		45.7	0.0	
Back Up Alarm 1	Default industrial noise	Point		45.6	0.0	
Back Up Alarm 1	Default industrial noise	Point		45.6	0.0	
Back Up Alarm 1	Default industrial noise	Point		45.5	0.0	
Back Up Alarm 1	Default industrial noise	Point		45.5	0.0	
Back Up Alarm 1	Default industrial noise	Point		45.4	0.0	
Back Up Alarm 1	Default industrial noise	Point		45.3	0.0	
Back Up Alarm 1	Default industrial noise	Point		45.3	0.0	
Back Up Alarm 1	Default industrial noise	Point		45.2	0.0	
Back Up Alarm 1	Default industrial noise	Point		45.1	0.0	
Back Up Alarm 1	Default industrial noise	Point		45.0	0.0	
Back Up Alarm 1	Default industrial noise	Point		44.9	0.0	
Back Up Alarm 1	Default industrial noise	Point		44.8	0.0	
Back Up Alarm 1	Default industrial noise	Point		44.7	0.0	
Back Up Alarm 1	Default industrial noise	Point		44.6	0.0	
Back Up Alarm 1	Default industrial noise	Point		44.5	0.0	
Back Up Alarm 1	Default industrial noise	Point		44.6	0.0	
Back Up Alarm 1	Default industrial noise	Point		44.5	0.0	

Duke Patterson Warehouse
Contribution level - 001 - Duke Patterson Warehouse - LMax:

9

Source	Source group	Source type	Er. lane	Lmax dB(A)	A dB	
Back Up Alarm 1	Default industrial noise	Point		45.6	0.0	
Back Up Alarm 1	Default industrial noise	Point		45.5	0.0	
Back Up Alarm 1	Default industrial noise	Point		45.5	0.0	
Back Up Alarm 1	Default industrial noise	Point		45.4	0.0	
Back Up Alarm 1	Default industrial noise	Point		45.4	0.0	
Back Up Alarm 1	Default industrial noise	Point		45.3	0.0	
Back Up Alarm 1	Default industrial noise	Point		45.2	0.0	
Back Up Alarm 1	Default industrial noise	Point		45.2	0.0	
Back Up Alarm 1	Default industrial noise	Point		45.1	0.0	
Back Up Alarm 1	Default industrial noise	Point		45.0	0.0	
Back Up Alarm 1	Default industrial noise	Point		44.9	0.0	
Back Up Alarm 1	Default industrial noise	Point		44.8	0.0	
Back Up Alarm 1	Default industrial noise	Point		44.7	0.0	
Back Up Alarm 1	Default industrial noise	Point		44.6	0.0	
Back Up Alarm 1	Default industrial noise	Point		44.5	0.0	
Back Up Alarm 1	Default industrial noise	Point		44.4	0.0	
Back Up Alarm 1	Default industrial noise	Point		44.3	0.0	
Back Up Alarm 1	Default industrial noise	Point		44.2	0.0	
Back Up Alarm 1	Default industrial noise	Point		44.1	0.0	
Back Up Alarm 1	Default industrial noise	Point		43.9	0.0	
Back Up Alarm 1	Default industrial noise	Point		43.8	0.0	
Back Up Alarm 1	Default industrial noise	Point		43.9	0.0	
Back Up Alarm 1	Default industrial noise	Point		43.8	0.0	
Back Up Alarm 1	Default industrial noise	Point		44.4	0.0	
Back Up Alarm 1	Default industrial noise	Point		44.3	0.0	
Back Up Alarm 1	Default industrial noise	Point		44.4	0.0	
Back Up Alarm 1	Default industrial noise	Point		44.8	0.0	
Back Up Alarm 1	Default industrial noise	Point		45.0	0.0	
Receiver R3 FI G Lmax,lim dB(A) Lmax 51.0 dB(A)						
Idling Trucks	Default industrial noise	Point		5.8	0.0	
Idling Trucks	Default industrial noise	Point		5.9	0.0	
Idling Trucks	Default industrial noise	Point		5.9	0.0	
Idling Trucks	Default industrial noise	Point		5.9	0.0	
Idling Trucks	Default industrial noise	Point		6.0	0.0	
Idling Trucks	Default industrial noise	Point		6.0	0.0	
Idling Trucks	Default industrial noise	Point		6.0	0.0	
Idling Trucks	Default industrial noise	Point		6.1	0.0	
Idling Trucks	Default industrial noise	Point		6.1	0.0	
Idling Trucks	Default industrial noise	Point		6.1	0.0	
Idling Trucks	Default industrial noise	Point		6.1	0.0	
Idling Trucks	Default industrial noise	Point		6.1	0.0	
Idling Trucks	Default industrial noise	Point		6.2	0.0	
Idling Trucks	Default industrial noise	Point		6.2	0.0	
Idling Trucks	Default industrial noise	Point		6.2	0.0	
Idling Trucks	Default industrial noise	Point		6.2	0.0	

Duke Patterson Warehouse
Contribution level - 001 - Duke Patterson Warehouse - LMax:

9

Source	Source group	Source type	Per. lane	Lmax dB(A)	A dB	
Idling Trucks	Default industrial noise	Point		6.3	0.0	
Idling Trucks	Default industrial noise	Point		6.3	0.0	
Idling Trucks	Default industrial noise	Point		6.3	0.0	
Idling Trucks	Default industrial noise	Point		6.3	0.0	
Idling Trucks	Default industrial noise	Point		6.3	0.0	
Idling Trucks	Default industrial noise	Point		6.3	0.0	
Idling Trucks	Default industrial noise	Point		6.3	0.0	
Idling Trucks	Default industrial noise	Point		6.3	0.0	
Idling Trucks	Default industrial noise	Point		6.3	0.0	
Idling Trucks	Default industrial noise	Point		6.3	0.0	
Idling Trucks	Default industrial noise	Point		6.3	0.0	
Idling Trucks	Default industrial noise	Point		6.3	0.0	
Idling Trucks	Default industrial noise	Point		6.3	0.0	
Idling Trucks	Default industrial noise	Point		6.3	0.0	
Idling Trucks	Default industrial noise	Point		6.3	0.0	
Idling Trucks	Default industrial noise	Point		6.3	0.0	
Idling Trucks	Default industrial noise	Point		6.3	0.0	
Idling Trucks	Default industrial noise	Point		6.3	0.0	
Idling Trucks	Default industrial noise	Point		6.3	0.0	
Idling Trucks	Default industrial noise	Point		6.3	0.0	
Idling Trucks	Default industrial noise	Point		6.2	0.0	
Idling Trucks	Default industrial noise	Point		6.2	0.0	
Idling Trucks	Default industrial noise	Point		6.2	0.0	
Idling Trucks	Default industrial noise	Point		6.2	0.0	
Idling Trucks	Default industrial noise	Point		6.2	0.0	
Idling Trucks	Default industrial noise	Point		6.2	0.0	
Idling Trucks	Default industrial noise	Point		6.1	0.0	
Idling Trucks	Default industrial noise	Point		6.1	0.0	
Idling Trucks	Default industrial noise	Point		6.1	0.0	
Idling Trucks	Default industrial noise	Point		6.0	0.0	
Idling Trucks	Default industrial noise	Point		6.0	0.0	
Idling Trucks	Default industrial noise	Point		6.0	0.0	
Idling Trucks	Default industrial noise	Point		6.0	0.0	
Idling Trucks	Default industrial noise	Point		6.0	0.0	
Idling Trucks	Default industrial noise	Point		5.9	0.0	
Idling Trucks	Default industrial noise	Point		5.9	0.0	
Idling Trucks	Default industrial noise	Point		5.9	0.0	
Idling Trucks	Default industrial noise	Point		34.5	0.0	
Idling Trucks	Default industrial noise	Point		34.4	0.0	
Idling Trucks	Default industrial noise	Point		34.3	0.0	
Idling Trucks	Default industrial noise	Point		34.4	0.0	
Idling Trucks	Default industrial noise	Point		34.5	0.0	
Idling Trucks	Default industrial noise	Point		34.8	0.0	
Idling Trucks	Default industrial noise	Point		35.0	0.0	
Idling Trucks	Default industrial noise	Point		35.1	0.0	
Idling Trucks	Default industrial noise	Point		35.4	0.0	
Idling Trucks	Default industrial noise	Point		35.6	0.0	
Idling Trucks	Default industrial noise	Point		35.8	0.0	
Idling Trucks	Default industrial noise	Point		35.9	0.0	
Idling Trucks	Default industrial noise	Point		36.2	0.0	

		24
--	--	----

Duke Patterson Warehouse
Contribution level - 001 - Duke Patterson Warehouse - LMax:

9

Source	Source group	Source type	Per. lane	Lmax dB(A)	A dB
Idling Trucks	Default industrial noise	Point		36.4	0.0
Idling Trucks	Default industrial noise	Point		36.5	0.0
Idling Trucks	Default industrial noise	Point		36.7	0.0
Idling Trucks	Default industrial noise	Point		36.8	0.0
Idling Trucks	Default industrial noise	Point		36.9	0.0
Idling Trucks	Default industrial noise	Point		37.1	0.0
Idling Trucks	Default industrial noise	Point		37.3	0.0
Idling Trucks	Default industrial noise	Point		37.4	0.0
Idling Trucks	Default industrial noise	Point		37.5	0.0
Idling Trucks	Default industrial noise	Point		37.6	0.0
Idling Trucks	Default industrial noise	Point		37.7	0.0
Idling Trucks	Default industrial noise	Point		37.8	0.0
Idling Trucks	Default industrial noise	Point		37.8	0.0
Idling Trucks	Default industrial noise	Point		37.9	0.0
Idling Trucks	Default industrial noise	Point		38.0	0.0
Idling Trucks	Default industrial noise	Point		38.0	0.0
Idling Trucks	Default industrial noise	Point		38.0	0.0
Idling Trucks	Default industrial noise	Point		37.9	0.0
Idling Trucks	Default industrial noise	Point		37.9	0.0
Idling Trucks	Default industrial noise	Point		37.9	0.0
Idling Trucks	Default industrial noise	Point		37.8	0.0
Idling Trucks	Default industrial noise	Point		37.7	0.0
Idling Trucks	Default industrial noise	Point		37.6	0.0
Idling Trucks	Default industrial noise	Point		37.5	0.0
Idling Trucks	Default industrial noise	Point		37.4	0.0
Idling Trucks	Default industrial noise	Point		37.3	0.0
Idling Trucks	Default industrial noise	Point		37.2	0.0
Idling Trucks	Default industrial noise	Point		36.9	0.0
Idling Trucks	Default industrial noise	Point		36.8	0.0
Idling Trucks	Default industrial noise	Point		36.6	0.0
Idling Trucks	Default industrial noise	Point		36.5	0.0
Idling Trucks	Default industrial noise	Point		36.3	0.0
Idling Trucks	Default industrial noise	Point		36.2	0.0
Idling Trucks	Default industrial noise	Point		36.0	0.0
Idling Trucks	Default industrial noise	Point		35.6	0.0
Idling Trucks	Default industrial noise	Point		35.4	0.0
Idling Trucks	Default industrial noise	Point		35.3	0.0
Idling Trucks	Default industrial noise	Point		35.1	0.0
Idling Trucks	Default industrial noise	Point		34.2	0.0
Idling Trucks	Default industrial noise	Point		34.1	0.0
Idling Trucks	Default industrial noise	Point		34.0	0.0
Idling Trucks	Default industrial noise	Point		33.4	0.0
Idling Trucks	Default industrial noise	Point		33.3	0.0
Idling Trucks	Default industrial noise	Point		33.2	0.0
Idling Trucks	Default industrial noise	Point		33.0	0.0

Duke Patterson Warehouse
Contribution level - 001 - Duke Patterson Warehouse - LMax:

9

Source	Source group	Source type	Per. lane	Lmax dB(A)	A dB
Idling Trucks	Default industrial noise	Point		32.9	0.0
Idling Trucks	Default industrial noise	Point		32.8	0.0
Idling Trucks	Default industrial noise	Point		32.7	0.0
Idling Trucks	Default industrial noise	Point		32.7	0.0
Idling Trucks	Default industrial noise	Point		32.7	0.0
Back Up Alarm 1	Default industrial noise	Point		15.2	0.0
Back Up Alarm 2	Default industrial noise	Point		15.3	0.0
Back Up Alarm 3	Default industrial noise	Point		15.3	0.0
Back Up Alarm 4	Default industrial noise	Point		15.3	0.0
Back Up Alarm 5	Default industrial noise	Point		15.4	0.0
Back Up Alarm 6	Default industrial noise	Point		15.4	0.0
Back Up Alarm 7	Default industrial noise	Point		15.4	0.0
Back Up Alarm 8	Default industrial noise	Point		15.4	0.0
Back Up Alarm 9	Default industrial noise	Point		15.5	0.0
Back Up Alarm 10	Default industrial noise	Point		15.5	0.0
Back Up Alarm 11	Default industrial noise	Point		15.5	0.0
Back Up Alarm 12	Default industrial noise	Point		15.5	0.0
Back Up Alarm 13	Default industrial noise	Point		15.5	0.0
Back Up Alarm 14	Default industrial noise	Point		15.6	0.0
Back Up Alarm 15	Default industrial noise	Point		15.6	0.0
Back Up Alarm 16	Default industrial noise	Point		15.6	0.0
Back Up Alarm 17	Default industrial noise	Point		15.6	0.0
Back Up Alarm 18	Default industrial noise	Point		15.6	0.0
Back Up Alarm 19	Default industrial noise	Point		15.6	0.0
Back Up Alarm 20	Default industrial noise	Point		15.6	0.0
Back Up Alarm 21	Default industrial noise	Point		15.7	0.0
Back Up Alarm 22	Default industrial noise	Point		15.7	0.0
Back Up Alarm 23	Default industrial noise	Point		15.7	0.0
Back Up Alarm 24	Default industrial noise	Point		15.7	0.0
Back Up Alarm 25	Default industrial noise	Point		15.7	0.0
Back Up Alarm 26	Default industrial noise	Point		15.7	0.0
Back Up Alarm 27	Default industrial noise	Point		15.7	0.0
Back Up Alarm 28	Default industrial noise	Point		15.7	0.0
Back Up Alarm 29	Default industrial noise	Point		15.7	0.0
Back Up Alarm 30	Default industrial noise	Point		15.7	0.0
Back Up Alarm 31	Default industrial noise	Point		15.6	0.0
Back Up Alarm 32	Default industrial noise	Point		15.6	0.0
Back Up Alarm 33	Default industrial noise	Point		15.6	0.0
Back Up Alarm 34	Default industrial noise	Point		15.6	0.0
Back Up Alarm 35	Default industrial noise	Point		15.6	0.0
Back Up Alarm 36	Default industrial noise	Point		15.6	0.0
Back Up Alarm 37	Default industrial noise	Point		15.6	0.0
Back Up Alarm 38	Default industrial noise	Point		15.5	0.0
Back Up Alarm 39	Default industrial noise	Point		15.5	0.0
Back Up Alarm 40	Default industrial noise	Point		15.5	0.0

Duke Patterson Warehouse
Contribution level - 001 - Duke Patterson Warehouse - LMax:

9

Source	Source group	Source type	Per. lane	Lmax dB(A)	A dB
Back Up Alarm 41	Default industrial noise	Point		15.5	0.0
Back Up Alarm 42	Default industrial noise	Point		15.4	0.0
Back Up Alarm 43	Default industrial noise	Point		15.4	0.0
Back Up Alarm 44	Default industrial noise	Point		15.4	0.0
Back Up Alarm 45	Default industrial noise	Point		15.4	0.0
Back Up Alarm 46	Default industrial noise	Point		15.3	0.0
Back Up Alarm 47	Default industrial noise	Point		15.3	0.0
Back Up Alarm 48	Default industrial noise	Point		15.3	0.0
Back Up Alarm 50	Default industrial noise	Point		45.2	0.0
Back Up Alarm 51	Default industrial noise	Point		45.3	0.0
Back Up Alarm 52	Default industrial noise	Point		44.6	0.0
Back Up Alarm 53	Default industrial noise	Point		44.8	0.0
Back Up Alarm 54	Default industrial noise	Point		44.9	0.0
Back Up Alarm 55	Default industrial noise	Point		45.1	0.0
Back Up Alarm 56	Default industrial noise	Point		45.3	0.0
Back Up Alarm 57	Default industrial noise	Point		45.2	0.0
Back Up Alarm 58	Default industrial noise	Point		45.4	0.0
Back Up Alarm 59	Default industrial noise	Point		45.6	0.0
Back Up Alarm 60	Default industrial noise	Point		45.7	0.0
Back Up Alarm 61	Default industrial noise	Point		45.9	0.0
Back Up Alarm 62	Default industrial noise	Point		46.2	0.0
Back Up Alarm 63	Default industrial noise	Point		46.3	0.0
Back Up Alarm 64	Default industrial noise	Point		46.5	0.0
Back Up Alarm 65	Default industrial noise	Point		46.6	0.0
Back Up Alarm 66	Default industrial noise	Point		46.8	0.0
Back Up Alarm 67	Default industrial noise	Point		46.9	0.0
Back Up Alarm 68	Default industrial noise	Point		47.0	0.0
Back Up Alarm 69	Default industrial noise	Point		47.2	0.0
Back Up Alarm 70	Default industrial noise	Point		47.3	0.0
Back Up Alarm 71	Default industrial noise	Point		47.4	0.0
Back Up Alarm 72	Default industrial noise	Point		47.5	0.0
Back Up Alarm 73	Default industrial noise	Point		47.6	0.0
Back Up Alarm 74	Default industrial noise	Point		47.7	0.0
Back Up Alarm 75	Default industrial noise	Point		47.7	0.0
Back Up Alarm 76	Default industrial noise	Point		47.8	0.0
Back Up Alarm 77	Default industrial noise	Point		47.8	0.0
Back Up Alarm 78	Default industrial noise	Point		47.8	0.0
Back Up Alarm 79	Default industrial noise	Point		47.8	0.0
Back Up Alarm 80	Default industrial noise	Point		47.8	0.0
Back Up Alarm 81	Default industrial noise	Point		48.0	0.0
Back Up Alarm 82	Default industrial noise	Point		47.9	0.0
Back Up Alarm 83	Default industrial noise	Point		47.9	0.0
Back Up Alarm 84	Default industrial noise	Point		47.6	0.0
Back Up Alarm 85	Default industrial noise	Point		47.5	0.0
Back Up Alarm 86	Default industrial noise	Point		47.4	0.0

Duke Patterson Warehouse
Contribution level - 001 - Duke Patterson Warehouse - LMax:

9

Source	Source group	Source type	Per. lane	Lmax dB(A)	A dB	
Back Up Alarm 87	Default industrial noise	Point		47.3	0.0	
Back Up Alarm 88	Default industrial noise	Point		47.2	0.0	
Back Up Alarm 89	Default industrial noise	Point		47.1	0.0	
Back Up Alarm 90	Default industrial noise	Point		46.8	0.0	
Back Up Alarm 91	Default industrial noise	Point		46.7	0.0	
Back Up Alarm 92	Default industrial noise	Point		46.6	0.0	
Back Up Alarm 93	Default industrial noise	Point		46.4	0.0	
Back Up Alarm 94	Default industrial noise	Point		46.3	0.0	
Back Up Alarm 95	Default industrial noise	Point		46.2	0.0	
Back Up Alarm 96	Default industrial noise	Point		46.1	0.0	
Back Up Alarm 97	Default industrial noise	Point		45.8	0.0	
Back Up Alarm 98	Default industrial noise	Point		45.6	0.0	
Back Up Alarm 99	Default industrial noise	Point		45.5	0.0	
Back Up Alarm 100	Default industrial noise	Point		44.2	0.0	
Back Up Alarm 101	Default industrial noise	Point		44.1	0.0	
Back Up Alarm 102	Default industrial noise	Point		43.9	0.0	
Back Up Alarm 103	Default industrial noise	Point		43.8	0.0	
Back Up Alarm 104	Default industrial noise	Point		43.4	0.0	
Back Up Alarm 105	Default industrial noise	Point		42.9	0.0	
Back Up Alarm 106	Default industrial noise	Point		42.7	0.0	
Back Up Alarm 107	Default industrial noise	Point		42.6	0.0	
Back Up Alarm 108	Default industrial noise	Point		42.5	0.0	
Back Up Alarm 109	Default industrial noise	Point		42.6	0.0	
Back Up Alarm 110	Default industrial noise	Point		43.0	0.0	
Back Up Alarm 111	Default industrial noise	Point		42.8	0.0	
Back Up Alarm 112	Default industrial noise	Point		42.6	0.0	
Parking 1: Spaces 30	Default parking lot noise	PLot		24.2	0.0	
Parking 2: Spaces 20	Default parking lot noise	PLot		23.9	0.0	
Parking 3: Spaces 20	Default parking lot noise	PLot		24.3	0.0	
Parking 4: Spaces 20	Default parking lot noise	PLot		24.9	0.0	
Parking 5: Spaces 20	Default parking lot noise	PLot		25.5	0.0	
Parking 6: Spaces 14	Default parking lot noise	PLot		26.1	0.0	
Parking 7: Spaces 15	Default parking lot noise	PLot		34.8	0.0	
Parking 8: Spaces 15	Default parking lot noise	PLot		18.7	0.0	
Parking 9: Spaces 10	Default parking lot noise	PLot		19.3	0.0	
Parking 10: Spaces 10	Default parking lot noise	PLot		19.9	0.0	
Parking 11: Spaces 10	Default parking lot noise	PLot		20.5	0.0	
Parking 12: Spaces 10	Default parking lot noise	PLot		21.2	0.0	
Parking 13: Spaces 8	Default parking lot noise	PLot		21.9	0.0	
Parking 14: Spaces 9	Default parking lot noise	PLot		24.6	0.0	
Parking 15: Spaces 10	Default parking lot noise	PLot		22.9	0.0	
Parking 16: Spaces 9	Default parking lot noise	PLot		22.8	0.0	
Parking 17: Spaces 10	Default parking lot noise	PLot		22.0	0.0	
Parking 18: Spaces 5	Default parking lot noise	PLot		20.1	0.0	
Parking 19: Spaces 6	Default parking lot noise	PLot		24.1	0.0	

Duke Patterson Warehouse
Contribution level - 001 - Duke Patterson Warehouse - LMax:

9

Source	Source group	Source type	Per. lane	Lmax dB(A)	A dB
Parking 20: Spaces 12	Default parking lot noise	PLot		21.8	0.0
Parking 21: Spaces 10	Default parking lot noise	PLot		23.0	0.0
Parking 22: Spaces 5	Default parking lot noise	PLot		23.3	0.0
Parking 23: Spaces 10	Default parking lot noise	PLot		23.9	0.0
Parking 24: Spaces 10	Default parking lot noise	PLot		24.2	0.0
Parking 25: Spaces 14	Default parking lot noise	PLot		23.8	0.0
Parking 26: Spaces 10	Default parking lot noise	PLot		21.7	0.0
Parking 27: Spaces 10	Default parking lot noise	PLot		24.2	0.0
Parking 28: Spaces 20	Default parking lot noise	PLot		23.7	0.0
Parking 29: Spaces 9	Default parking lot noise	PLot		21.8	0.0
Parking 30: Spaces 3	Default parking lot noise	PLot		20.9	0.0
31 Parking: Spaces 10	Default parking lot noise	PLot		23.0	0.0
HVAC 1	Default industrial noise	Point		7.9	0.0
HVAC 1	Default industrial noise	Point		8.6	0.0
HVAC 1	Default industrial noise	Point		8.7	0.0
HVAC 1	Default industrial noise	Point		8.0	0.0
HVAC 1	Default industrial noise	Point		9.3	0.0
HVAC 1	Default industrial noise	Point		10.1	0.0
HVAC 1	Default industrial noise	Point		10.3	0.0
HVAC 1	Default industrial noise	Point		9.4	0.0
HVAC 1	Default industrial noise	Point		11.0	0.0
HVAC 1	Default industrial noise	Point		11.9	0.0
HVAC 1	Default industrial noise	Point		12.3	0.0
HVAC 1	Default industrial noise	Point		11.2	0.0
HVAC 1	Default industrial noise	Point		12.9	0.0
HVAC 1	Default industrial noise	Point		13.4	0.0
HVAC 1	Default industrial noise	Point		8.2	0.0
HVAC 1	Default industrial noise	Point		8.8	0.0
HVAC 1	Default industrial noise	Point		8.9	0.0
HVAC 1	Default industrial noise	Point		8.2	0.0
HVAC 1	Default industrial noise	Point		9.6	0.0
HVAC 1	Default industrial noise	Point		10.5	0.0
HVAC 1	Default industrial noise	Point		10.7	0.0
HVAC 1	Default industrial noise	Point		9.7	0.0
HVAC 1	Default industrial noise	Point		11.5	0.0
HVAC 1	Default industrial noise	Point		12.6	0.0
HVAC 1	Default industrial noise	Point		12.9	0.0
HVAC 1	Default industrial noise	Point		11.7	0.0
HVAC 1	Default industrial noise	Point		13.9	0.0
HVAC 1	Default industrial noise	Point		14.3	0.0
HVAC 1	Default industrial noise	Point		8.3	0.0
HVAC 1	Default industrial noise	Point		9.0	0.0
HVAC 1	Default industrial noise	Point		9.1	0.0
HVAC 1	Default industrial noise	Point		8.4	0.0
HVAC 1	Default industrial noise	Point		9.8	0.0

Duke Patterson Warehouse
Contribution level - 001 - Duke Patterson Warehouse - LMax:

9

Source	Source group	Source type	Er. lane	Lmax dB(A)	A dB	
HVAC 1	Default industrial noise	Point		10.8	0.0	
HVAC 1	Default industrial noise	Point		10.9	0.0	
HVAC 1	Default industrial noise	Point		9.9	0.0	
HVAC 1	Default industrial noise	Point		11.9	0.0	
HVAC 1	Default industrial noise	Point		13.2	0.0	
HVAC 1	Default industrial noise	Point		13.4	0.0	
HVAC 1	Default industrial noise	Point		12.0	0.0	
HVAC 1	Default industrial noise	Point		14.7	0.0	
HVAC 1	Default industrial noise	Point		15.0	0.0	
HVAC 1	Default industrial noise	Point		8.4	0.0	
HVAC 1	Default industrial noise	Point		9.1	0.0	
HVAC 1	Default industrial noise	Point		9.1	0.0	
HVAC 1	Default industrial noise	Point		8.4	0.0	
HVAC 1	Default industrial noise	Point		10.0	0.0	
HVAC 1	Default industrial noise	Point		11.0	0.0	
HVAC 1	Default industrial noise	Point		11.0	0.0	
HVAC 1	Default industrial noise	Point		10.0	0.0	
HVAC 1	Default industrial noise	Point		12.1	0.0	
HVAC 1	Default industrial noise	Point		13.5	0.0	
HVAC 1	Default industrial noise	Point		13.6	0.0	
HVAC 1	Default industrial noise	Point		12.2	0.0	
HVAC 1	Default industrial noise	Point		15.2	0.0	
HVAC 1	Default industrial noise	Point		15.3	0.0	
HVAC 1	Default industrial noise	Point		8.4	0.0	
HVAC 1	Default industrial noise	Point		9.1	0.0	
HVAC 1	Default industrial noise	Point		9.1	0.0	
HVAC 1	Default industrial noise	Point		8.4	0.0	
HVAC 1	Default industrial noise	Point		10.0	0.0	
HVAC 1	Default industrial noise	Point		11.0	0.0	
HVAC 1	Default industrial noise	Point		11.0	0.0	
HVAC 1	Default industrial noise	Point		10.0	0.0	
HVAC 1	Default industrial noise	Point		12.2	0.0	
HVAC 1	Default industrial noise	Point		13.6	0.0	
HVAC 1	Default industrial noise	Point		13.5	0.0	
HVAC 1	Default industrial noise	Point		12.1	0.0	
HVAC 1	Default industrial noise	Point		15.3	0.0	
HVAC 1	Default industrial noise	Point		15.2	0.0	
HVAC 1	Default industrial noise	Point		8.4	0.0	
HVAC 1	Default industrial noise	Point		9.1	0.0	
HVAC 1	Default industrial noise	Point		9.0	0.0	
HVAC 1	Default industrial noise	Point		8.3	0.0	
HVAC 1	Default industrial noise	Point		9.9	0.0	
HVAC 1	Default industrial noise	Point		10.9	0.0	
HVAC 1	Default industrial noise	Point		10.8	0.0	
HVAC 1	Default industrial noise	Point		9.8	0.0	

		30
--	--	----

Duke Patterson Warehouse
Contribution level - 001 - Duke Patterson Warehouse - LMax:

9

Source	Source group	Source type	Per. lane	Lmax dB(A)	A dB	
HVAC 1	Default industrial noise	Point		12.0	0.0	
HVAC 1	Default industrial noise	Point		13.3	0.0	
HVAC 1	Default industrial noise	Point		13.1	0.0	
HVAC 1	Default industrial noise	Point		11.9	0.0	
HVAC 1	Default industrial noise	Point		14.9	0.0	
HVAC 1	Default industrial noise	Point		14.6	0.0	
HVAC 1	Default industrial noise	Point		8.2	0.0	
HVAC 1	Default industrial noise	Point		8.9	0.0	
HVAC 1	Default industrial noise	Point		8.8	0.0	
HVAC 1	Default industrial noise	Point		8.1	0.0	
HVAC 1	Default industrial noise	Point		9.7	0.0	
HVAC 1	Default industrial noise	Point		10.6	0.0	
HVAC 1	Default industrial noise	Point		10.5	0.0	
HVAC 1	Default industrial noise	Point		9.6	0.0	
HVAC 1	Default industrial noise	Point		11.7	0.0	
HVAC 1	Default industrial noise	Point		12.9	0.0	
HVAC 1	Default industrial noise	Point		12.6	0.0	
HVAC 1	Default industrial noise	Point		11.4	0.0	
HVAC 1	Default industrial noise	Point		14.2	0.0	
HVAC 1	Default industrial noise	Point		13.8	0.0	
HVAC 1	Default industrial noise	Point		8.0	0.0	
HVAC 1	Default industrial noise	Point		8.7	0.0	
HVAC 1	Default industrial noise	Point		8.5	0.0	
HVAC 1	Default industrial noise	Point		7.9	0.0	
HVAC 1	Default industrial noise	Point		9.4	0.0	
HVAC 1	Default industrial noise	Point		10.2	0.0	
HVAC 1	Default industrial noise	Point		10.0	0.0	
HVAC 1	Default industrial noise	Point		9.2	0.0	
HVAC 1	Default industrial noise	Point		11.2	0.0	
HVAC 1	Default industrial noise	Point		12.2	0.0	
HVAC 1	Default industrial noise	Point		11.8	0.0	
HVAC 1	Default industrial noise	Point		10.9	0.0	
HVAC 1	Default industrial noise	Point		13.3	0.0	
HVAC 1	Default industrial noise	Point		12.8	0.0	
Trailer Stall 1: Spaces 72	Default parking lot noise	PLot		22.0	0.0	
Trailer Stall 2: Spaces 47	Default parking lot noise	PLot		51.0	0.0	
Trailer Stall 3: Spaces 22	Default parking lot noise	PLot		43.5	0.0	
Back Up Alarm 1	Default industrial noise	Point		19.6	0.0	
Back Up Alarm 1	Default industrial noise	Point		19.6	0.0	
Back Up Alarm 1	Default industrial noise	Point		19.6	0.0	
Back Up Alarm 1	Default industrial noise	Point		19.6	0.0	
Back Up Alarm 1	Default industrial noise	Point		19.6	0.0	
Back Up Alarm 1	Default industrial noise	Point		19.6	0.0	
Back Up Alarm 1	Default industrial noise	Point		19.6	0.0	
Back Up Alarm 1	Default industrial noise	Point		19.6	0.0	
Back Up Alarm 1	Default industrial noise	Point		19.6	0.0	

		31
--	--	----

Duke Patterson Warehouse
Contribution level - 001 - Duke Patterson Warehouse - LMax:

9

Source	Source group	Source type	Per. lane	Lmax dB(A)	A dB
Back Up Alarm 1	Default industrial noise	Point		46.7	0.0
Back Up Alarm 1	Default industrial noise	Point		46.8	0.0
Back Up Alarm 1	Default industrial noise	Point		47.0	0.0
Back Up Alarm 1	Default industrial noise	Point		47.1	0.0
Back Up Alarm 1	Default industrial noise	Point		47.3	0.0
Back Up Alarm 1	Default industrial noise	Point		47.4	0.0
Back Up Alarm 1	Default industrial noise	Point		47.6	0.0
Back Up Alarm 1	Default industrial noise	Point		47.7	0.0
Back Up Alarm 1	Default industrial noise	Point		47.9	0.0
Back Up Alarm 1	Default industrial noise	Point		48.0	0.0
Back Up Alarm 1	Default industrial noise	Point		48.1	0.0
Back Up Alarm 1	Default industrial noise	Point		48.3	0.0
Back Up Alarm 1	Default industrial noise	Point		48.4	0.0
Back Up Alarm 1	Default industrial noise	Point		48.4	0.0
Back Up Alarm 1	Default industrial noise	Point		48.5	0.0
Back Up Alarm 1	Default industrial noise	Point		48.6	0.0
Back Up Alarm 1	Default industrial noise	Point		48.6	0.0
Back Up Alarm 1	Default industrial noise	Point		48.6	0.0
Back Up Alarm 1	Default industrial noise	Point		48.6	0.0
Back Up Alarm 1	Default industrial noise	Point		48.5	0.0
Back Up Alarm 1	Default industrial noise	Point		48.5	0.0
Back Up Alarm 1	Default industrial noise	Point		48.4	0.0
Back Up Alarm 1	Default industrial noise	Point		48.3	0.0
Back Up Alarm 1	Default industrial noise	Point		48.2	0.0
Back Up Alarm 1	Default industrial noise	Point		48.1	0.0
Back Up Alarm 1	Default industrial noise	Point		47.9	0.0
Back Up Alarm 1	Default industrial noise	Point		47.8	0.0
Back Up Alarm 1	Default industrial noise	Point		47.9	0.0
Back Up Alarm 1	Default industrial noise	Point		47.7	0.0
Back Up Alarm 1	Default industrial noise	Point		48.1	0.0
Back Up Alarm 1	Default industrial noise	Point		48.0	0.0
Back Up Alarm 1	Default industrial noise	Point		47.9	0.0
Back Up Alarm 1	Default industrial noise	Point		48.6	0.0
Back Up Alarm 1	Default industrial noise	Point		48.7	0.0
Back Up Alarm 1	Default industrial noise	Point		40.5	0.0
Back Up Alarm 1	Default industrial noise	Point		41.7	0.0
Back Up Alarm 1	Default industrial noise	Point		42.4	0.0
Back Up Alarm 1	Default industrial noise	Point		43.0	0.0
Back Up Alarm 1	Default industrial noise	Point		43.2	0.0
Back Up Alarm 1	Default industrial noise	Point		43.5	0.0
Back Up Alarm 1	Default industrial noise	Point		43.9	0.0
Back Up Alarm 1	Default industrial noise	Point		43.5	0.0
Back Up Alarm 1	Default industrial noise	Point		43.5	0.0
Back Up Alarm 1	Default industrial noise	Point		43.4	0.0
Back Up Alarm 1	Default industrial noise	Point		43.5	0.0

Duke Patterson Warehouse Contribution level - 001 - Duke Patterson Warehouse - LMax:

9

Source	Source group	Source type	Per. lane	Lmax dB(A)	A dB	
Idling Trucks	Default industrial noise	Point		3.3	0.0	
Idling Trucks	Default industrial noise	Point		3.3	0.0	
Idling Trucks	Default industrial noise	Point		3.3	0.0	
Idling Trucks	Default industrial noise	Point		3.3	0.0	
Idling Trucks	Default industrial noise	Point		3.4	0.0	
Idling Trucks	Default industrial noise	Point		3.4	0.0	
Idling Trucks	Default industrial noise	Point		3.5	0.0	
Idling Trucks	Default industrial noise	Point		3.5	0.0	
Idling Trucks	Default industrial noise	Point		3.5	0.0	
Idling Trucks	Default industrial noise	Point		3.5	0.0	
Idling Trucks	Default industrial noise	Point		3.6	0.0	
Idling Trucks	Default industrial noise	Point		3.6	0.0	
Idling Trucks	Default industrial noise	Point		3.6	0.0	
Idling Trucks	Default industrial noise	Point		3.7	0.0	
Idling Trucks	Default industrial noise	Point		3.7	0.0	
Idling Trucks	Default industrial noise	Point		3.7	0.0	
Idling Trucks	Default industrial noise	Point		3.7	0.0	
Idling Trucks	Default industrial noise	Point		3.7	0.0	
Idling Trucks	Default industrial noise	Point		3.8	0.0	
Idling Trucks	Default industrial noise	Point		3.8	0.0	
Idling Trucks	Default industrial noise	Point		3.8	0.0	
Idling Trucks	Default industrial noise	Point		3.8	0.0	
Idling Trucks	Default industrial noise	Point		3.9	0.0	
Idling Trucks	Default industrial noise	Point		3.9	0.0	
Idling Trucks	Default industrial noise	Point		3.9	0.0	
Idling Trucks	Default industrial noise	Point		3.9	0.0	
Idling Trucks	Default industrial noise	Point		3.9	0.0	
Idling Trucks	Default industrial noise	Point		3.9	0.0	
Idling Trucks	Default industrial noise	Point		4.0	0.0	
Idling Trucks	Default industrial noise	Point		4.0	0.0	
Idling Trucks	Default industrial noise	Point		4.0	0.0	
Idling Trucks	Default industrial noise	Point		4.0	0.0	
Idling Trucks	Default industrial noise	Point		4.0	0.0	
Idling Trucks	Default industrial noise	Point		4.0	0.0	
Idling Trucks	Default industrial noise	Point		4.0	0.0	
Idling Trucks	Default industrial noise	Point		4.0	0.0	
Idling Trucks	Default industrial noise	Point		4.0	0.0	
Idling Trucks	Default industrial noise	Point		4.0	0.0	
Idling Trucks	Default industrial noise	Point		4.0	0.0	
Idling Trucks	Default industrial noise	Point		4.1	0.0	
Idling Trucks	Default industrial noise	Point		4.1	0.0	
Idling Trucks	Default industrial noise	Point		4.1	0.0	
Idling Trucks	Default industrial noise	Point		4.1	0.0	
Idling Trucks	Default industrial noise	Point		4.1	0.0	
Idling Trucks	Default industrial noise	Point		4.1	0.0	
Idling Trucks	Default industrial noise	Point		4.1	0.0	

Duke Patterson Warehouse
Contribution level - 001 - Duke Patterson Warehouse - LMax:

9

Source	Source group	Source type	Per. lane	Lmax dB(A)	A dB
Idling Trucks	Default industrial noise	Point		4.1	0.0
Idling Trucks	Default industrial noise	Point		28.9	0.0
Idling Trucks	Default industrial noise	Point		28.7	0.0
Idling Trucks	Default industrial noise	Point		28.5	0.0
Idling Trucks	Default industrial noise	Point		28.6	0.0
Idling Trucks	Default industrial noise	Point		28.6	0.0
Idling Trucks	Default industrial noise	Point		28.8	0.0
Idling Trucks	Default industrial noise	Point		28.9	0.0
Idling Trucks	Default industrial noise	Point		29.0	0.0
Idling Trucks	Default industrial noise	Point		29.1	0.0
Idling Trucks	Default industrial noise	Point		29.3	0.0
Idling Trucks	Default industrial noise	Point		29.4	0.0
Idling Trucks	Default industrial noise	Point		29.5	0.0
Idling Trucks	Default industrial noise	Point		29.7	0.0
Idling Trucks	Default industrial noise	Point		29.8	0.0
Idling Trucks	Default industrial noise	Point		30.0	0.0
Idling Trucks	Default industrial noise	Point		30.1	0.0
Idling Trucks	Default industrial noise	Point		30.2	0.0
Idling Trucks	Default industrial noise	Point		30.3	0.0
Idling Trucks	Default industrial noise	Point		30.4	0.0
Idling Trucks	Default industrial noise	Point		30.6	0.0
Idling Trucks	Default industrial noise	Point		30.7	0.0
Idling Trucks	Default industrial noise	Point		30.8	0.0
Idling Trucks	Default industrial noise	Point		30.9	0.0
Idling Trucks	Default industrial noise	Point		31.0	0.0
Idling Trucks	Default industrial noise	Point		31.1	0.0
Idling Trucks	Default industrial noise	Point		31.2	0.0
Idling Trucks	Default industrial noise	Point		31.4	0.0
Idling Trucks	Default industrial noise	Point		31.5	0.0
Idling Trucks	Default industrial noise	Point		31.6	0.0
Idling Trucks	Default industrial noise	Point		31.7	0.0
Idling Trucks	Default industrial noise	Point		31.8	0.0
Idling Trucks	Default industrial noise	Point		31.8	0.0
Idling Trucks	Default industrial noise	Point		31.9	0.0
Idling Trucks	Default industrial noise	Point		32.1	0.0
Idling Trucks	Default industrial noise	Point		32.2	0.0
Idling Trucks	Default industrial noise	Point		32.2	0.0
Idling Trucks	Default industrial noise	Point		32.3	0.0
Idling Trucks	Default industrial noise	Point		32.4	0.0
Idling Trucks	Default industrial noise	Point		32.3	0.0
Idling Trucks	Default industrial noise	Point		32.4	0.0
Idling Trucks	Default industrial noise	Point		32.3	0.0
Idling Trucks	Default industrial noise	Point		32.3	0.0
Idling Trucks	Default industrial noise	Point		32.4	0.0
Idling Trucks	Default industrial noise	Point		32.5	0.0

Duke Patterson Warehouse
Contribution level - 001 - Duke Patterson Warehouse - LMax:

9

Source	Source group	Source type	Per. lane	Lmax dB(A)	A dB
Idling Trucks	Default industrial noise	Point		32.5	0.0
Idling Trucks	Default industrial noise	Point		32.5	0.0
Idling Trucks	Default industrial noise	Point		32.5	0.0
Idling Trucks	Default industrial noise	Point		32.5	0.0
Idling Trucks	Default industrial noise	Point		32.5	0.0
Idling Trucks	Default industrial noise	Point		32.0	0.0
Idling Trucks	Default industrial noise	Point		32.7	0.0
Idling Trucks	Default industrial noise	Point		32.7	0.0
Idling Trucks	Default industrial noise	Point		32.8	0.0
Idling Trucks	Default industrial noise	Point		32.8	0.0
Idling Trucks	Default industrial noise	Point		32.7	0.0
Idling Trucks	Default industrial noise	Point		32.7	0.0
Idling Trucks	Default industrial noise	Point		32.6	0.0
Idling Trucks	Default industrial noise	Point		32.6	0.0
Idling Trucks	Default industrial noise	Point		32.6	0.0
Idling Trucks	Default industrial noise	Point		32.5	0.0
Idling Trucks	Default industrial noise	Point		32.5	0.0
Idling Trucks	Default industrial noise	Point		32.4	0.0
Idling Trucks	Default industrial noise	Point		32.3	0.0
Back Up Alarm 1	Default industrial noise	Point		12.8	0.0
Back Up Alarm 2	Default industrial noise	Point		12.8	0.0
Back Up Alarm 3	Default industrial noise	Point		12.9	0.0
Back Up Alarm 4	Default industrial noise	Point		12.9	0.0
Back Up Alarm 5	Default industrial noise	Point		12.9	0.0
Back Up Alarm 6	Default industrial noise	Point		12.9	0.0
Back Up Alarm 7	Default industrial noise	Point		13.0	0.0
Back Up Alarm 8	Default industrial noise	Point		13.0	0.0
Back Up Alarm 9	Default industrial noise	Point		13.0	0.0
Back Up Alarm 10	Default industrial noise	Point		13.0	0.0
Back Up Alarm 11	Default industrial noise	Point		13.0	0.0
Back Up Alarm 12	Default industrial noise	Point		13.1	0.0
Back Up Alarm 13	Default industrial noise	Point		13.1	0.0
Back Up Alarm 14	Default industrial noise	Point		13.1	0.0
Back Up Alarm 15	Default industrial noise	Point		13.1	0.0
Back Up Alarm 16	Default industrial noise	Point		13.2	0.0
Back Up Alarm 17	Default industrial noise	Point		13.2	0.0
Back Up Alarm 18	Default industrial noise	Point		13.2	0.0
Back Up Alarm 19	Default industrial noise	Point		13.2	0.0
Back Up Alarm 20	Default industrial noise	Point		13.2	0.0
Back Up Alarm 21	Default industrial noise	Point		13.3	0.0
Back Up Alarm 22	Default industrial noise	Point		13.3	0.0
Back Up Alarm 23	Default industrial noise	Point		13.3	0.0
Back Up Alarm 24	Default industrial noise	Point		13.3	0.0
Back Up Alarm 25	Default industrial noise	Point		13.3	0.0
Back Up Alarm 26	Default industrial noise	Point		13.3	0.0

Duke Patterson Warehouse
Contribution level - 001 - Duke Patterson Warehouse - LMax:

9

Source	Source group	Source type	Per. lane	Lmax dB(A)	A dB	
Back Up Alarm 27	Default industrial noise	Point		13.3	0.0	
Back Up Alarm 28	Default industrial noise	Point		13.4	0.0	
Back Up Alarm 29	Default industrial noise	Point		13.4	0.0	
Back Up Alarm 30	Default industrial noise	Point		13.4	0.0	
Back Up Alarm 31	Default industrial noise	Point		13.4	0.0	
Back Up Alarm 32	Default industrial noise	Point		13.4	0.0	
Back Up Alarm 33	Default industrial noise	Point		13.4	0.0	
Back Up Alarm 34	Default industrial noise	Point		13.4	0.0	
Back Up Alarm 35	Default industrial noise	Point		13.4	0.0	
Back Up Alarm 36	Default industrial noise	Point		13.5	0.0	
Back Up Alarm 37	Default industrial noise	Point		13.5	0.0	
Back Up Alarm 38	Default industrial noise	Point		13.5	0.0	
Back Up Alarm 39	Default industrial noise	Point		13.5	0.0	
Back Up Alarm 40	Default industrial noise	Point		13.5	0.0	
Back Up Alarm 41	Default industrial noise	Point		13.5	0.0	
Back Up Alarm 42	Default industrial noise	Point		13.5	0.0	
Back Up Alarm 43	Default industrial noise	Point		13.5	0.0	
Back Up Alarm 44	Default industrial noise	Point		13.5	0.0	
Back Up Alarm 45	Default industrial noise	Point		13.5	0.0	
Back Up Alarm 46	Default industrial noise	Point		13.5	0.0	
Back Up Alarm 47	Default industrial noise	Point		13.5	0.0	
Back Up Alarm 48	Default industrial noise	Point		13.5	0.0	
Back Up Alarm 50	Default industrial noise	Point		39.1	0.0	
Back Up Alarm 51	Default industrial noise	Point		39.1	0.0	
Back Up Alarm 52	Default industrial noise	Point		38.2	0.0	
Back Up Alarm 53	Default industrial noise	Point		38.3	0.0	
Back Up Alarm 54	Default industrial noise	Point		38.4	0.0	
Back Up Alarm 55	Default industrial noise	Point		38.4	0.0	
Back Up Alarm 56	Default industrial noise	Point		38.6	0.0	
Back Up Alarm 57	Default industrial noise	Point		38.7	0.0	
Back Up Alarm 58	Default industrial noise	Point		38.8	0.0	
Back Up Alarm 59	Default industrial noise	Point		39.0	0.0	
Back Up Alarm 60	Default industrial noise	Point		39.1	0.0	
Back Up Alarm 61	Default industrial noise	Point		39.2	0.0	
Back Up Alarm 62	Default industrial noise	Point		39.4	0.0	
Back Up Alarm 63	Default industrial noise	Point		39.6	0.0	
Back Up Alarm 64	Default industrial noise	Point		39.7	0.0	
Back Up Alarm 65	Default industrial noise	Point		39.8	0.0	
Back Up Alarm 66	Default industrial noise	Point		39.9	0.0	
Back Up Alarm 67	Default industrial noise	Point		40.0	0.0	
Back Up Alarm 68	Default industrial noise	Point		40.1	0.0	
Back Up Alarm 69	Default industrial noise	Point		40.3	0.0	
Back Up Alarm 70	Default industrial noise	Point		40.5	0.0	
Back Up Alarm 71	Default industrial noise	Point		40.6	0.0	
Back Up Alarm 72	Default industrial noise	Point		40.7	0.0	

Duke Patterson Warehouse
Contribution level - 001 - Duke Patterson Warehouse - LMax:

9

Source	Source group	Source type	Per. lane	Lmax dB(A)	A dB	
Back Up Alarm 73	Default industrial noise	Point		40.8	0.0	
Back Up Alarm 74	Default industrial noise	Point		40.9	0.0	
Back Up Alarm 75	Default industrial noise	Point		41.0	0.0	
Back Up Alarm 76	Default industrial noise	Point		41.2	0.0	
Back Up Alarm 77	Default industrial noise	Point		41.3	0.0	
Back Up Alarm 78	Default industrial noise	Point		41.4	0.0	
Back Up Alarm 79	Default industrial noise	Point		41.4	0.0	
Back Up Alarm 80	Default industrial noise	Point		41.5	0.0	
Back Up Alarm 81	Default industrial noise	Point		41.6	0.0	
Back Up Alarm 82	Default industrial noise	Point		41.7	0.0	
Back Up Alarm 83	Default industrial noise	Point		41.9	0.0	
Back Up Alarm 84	Default industrial noise	Point		41.9	0.0	
Back Up Alarm 85	Default industrial noise	Point		42.0	0.0	
Back Up Alarm 86	Default industrial noise	Point		42.1	0.0	
Back Up Alarm 87	Default industrial noise	Point		42.1	0.0	
Back Up Alarm 88	Default industrial noise	Point		42.2	0.0	
Back Up Alarm 89	Default industrial noise	Point		42.2	0.0	
Back Up Alarm 90	Default industrial noise	Point		41.9	0.0	
Back Up Alarm 91	Default industrial noise	Point		42.0	0.0	
Back Up Alarm 92	Default industrial noise	Point		42.1	0.0	
Back Up Alarm 93	Default industrial noise	Point		42.1	0.0	
Back Up Alarm 94	Default industrial noise	Point		42.4	0.0	
Back Up Alarm 95	Default industrial noise	Point		42.4	0.0	
Back Up Alarm 96	Default industrial noise	Point		42.2	0.0	
Back Up Alarm 97	Default industrial noise	Point		42.2	0.0	
Back Up Alarm 98	Default industrial noise	Point		42.2	0.0	
Back Up Alarm 99	Default industrial noise	Point		41.5	0.0	
Back Up Alarm 100	Default industrial noise	Point		42.6	0.0	
Back Up Alarm 101	Default industrial noise	Point		42.5	0.0	
Back Up Alarm 102	Default industrial noise	Point		42.6	0.0	
Back Up Alarm 103	Default industrial noise	Point		42.6	0.0	
Back Up Alarm 104	Default industrial noise	Point		42.5	0.0	
Back Up Alarm 105	Default industrial noise	Point		42.5	0.0	
Back Up Alarm 106	Default industrial noise	Point		42.4	0.0	
Back Up Alarm 107	Default industrial noise	Point		42.4	0.0	
Back Up Alarm 108	Default industrial noise	Point		42.4	0.0	
Back Up Alarm 109	Default industrial noise	Point		42.3	0.0	
Back Up Alarm 110	Default industrial noise	Point		42.3	0.0	
Back Up Alarm 111	Default industrial noise	Point		42.2	0.0	
Back Up Alarm 112	Default industrial noise	Point		42.4	0.0	
Parking 1: Spaces 30	Default parking lot noise	PLot		22.8	0.0	
Parking 2: Spaces 20	Default parking lot noise	PLot		22.1	0.0	
Parking 3: Spaces 20	Default parking lot noise	PLot		22.3	0.0	
Parking 4: Spaces 20	Default parking lot noise	PLot		22.5	0.0	
Parking 5: Spaces 20	Default parking lot noise	PLot		22.9	0.0	

Duke Patterson Warehouse
Contribution level - 001 - Duke Patterson Warehouse - LMax:

9

Source	Source group	Source type	Per. lane	Lmax dB(A)	A dB
Parking 6: Spaces 14	Default parking lot noise	PLot		23.3	0.0
Parking 7: Spaces 15	Default parking lot noise	PLot		31.0	0.0
Parking 8: Spaces 15	Default parking lot noise	PLot		16.2	0.0
Parking 9: Spaces 10	Default parking lot noise	PLot		16.4	0.0
Parking 10: Spaces 10	Default parking lot noise	PLot		16.7	0.0
Parking 11: Spaces 10	Default parking lot noise	PLot		17.2	0.0
Parking 12: Spaces 10	Default parking lot noise	PLot		17.6	0.0
Parking 13: Spaces 8	Default parking lot noise	PLot		18.1	0.0
Parking 14: Spaces 9	Default parking lot noise	PLot		20.5	0.0
Parking 15: Spaces 10	Default parking lot noise	PLot		22.2	0.0
Parking 16: Spaces 9	Default parking lot noise	PLot		22.6	0.0
Parking 17: Spaces 10	Default parking lot noise	PLot		21.6	0.0
Parking 18: Spaces 5	Default parking lot noise	PLot		19.2	0.0
Parking 19: Spaces 6	Default parking lot noise	PLot		24.1	0.0
Parking 20: Spaces 12	Default parking lot noise	PLot		23.7	0.0
Parking 21: Spaces 10	Default parking lot noise	PLot		22.5	0.0
Parking 22: Spaces 5	Default parking lot noise	PLot		21.7	0.0
Parking 23: Spaces 10	Default parking lot noise	PLot		24.0	0.0
Parking 24: Spaces 10	Default parking lot noise	PLot		24.3	0.0
Parking 25: Spaces 14	Default parking lot noise	PLot		23.7	0.0
Parking 26: Spaces 10	Default parking lot noise	PLot		20.8	0.0
Parking 27: Spaces 10	Default parking lot noise	PLot		23.2	0.0
Parking 28: Spaces 20	Default parking lot noise	PLot		22.2	0.0
Parking 29: Spaces 9	Default parking lot noise	PLot		20.4	0.0
Parking 30: Spaces 3	Default parking lot noise	PLot		20.8	0.0
31 Parking: Spaces 10	Default parking lot noise	PLot		24.3	0.0
HVAC 1	Default industrial noise	Point		7.1	0.0
HVAC 1	Default industrial noise	Point		7.8	0.0
HVAC 1	Default industrial noise	Point		7.9	0.0
HVAC 1	Default industrial noise	Point		7.1	0.0
HVAC 1	Default industrial noise	Point		8.5	0.0
HVAC 1	Default industrial noise	Point		9.3	0.0
HVAC 1	Default industrial noise	Point		9.4	0.0
HVAC 1	Default industrial noise	Point		8.6	0.0
HVAC 1	Default industrial noise	Point		10.2	0.0
HVAC 1	Default industrial noise	Point		11.1	0.0
HVAC 1	Default industrial noise	Point		11.2	0.0
HVAC 1	Default industrial noise	Point		10.2	0.0
HVAC 1	Default industrial noise	Point		12.0	0.0
HVAC 1	Default industrial noise	Point		12.2	0.0
HVAC 1	Default industrial noise	Point		7.2	0.0
HVAC 1	Default industrial noise	Point		7.9	0.0
HVAC 1	Default industrial noise	Point		7.9	0.0
HVAC 1	Default industrial noise	Point		7.1	0.0
HVAC 1	Default industrial noise	Point		8.6	0.0

Duke Patterson Warehouse
Contribution level - 001 - Duke Patterson Warehouse - LMax:

9

Source	Source group	Source type	Er. lane	Lmax dB(A)	A dB
HVAC 1	Default industrial noise	Point		9.4	0.0
HVAC 1	Default industrial noise	Point		9.4	0.0
HVAC 1	Default industrial noise	Point		8.6	0.0
HVAC 1	Default industrial noise	Point		10.3	0.0
HVAC 1	Default industrial noise	Point		11.2	0.0
HVAC 1	Default industrial noise	Point		11.2	0.0
HVAC 1	Default industrial noise	Point		10.3	0.0
HVAC 1	Default industrial noise	Point		12.2	0.0
HVAC 1	Default industrial noise	Point		12.2	0.0
HVAC 1	Default industrial noise	Point		7.1	0.0
HVAC 1	Default industrial noise	Point		7.8	0.0
HVAC 1	Default industrial noise	Point		7.8	0.0
HVAC 1	Default industrial noise	Point		7.1	0.0
HVAC 1	Default industrial noise	Point		8.6	0.0
HVAC 1	Default industrial noise	Point		9.4	0.0
HVAC 1	Default industrial noise	Point		9.3	0.0
HVAC 1	Default industrial noise	Point		8.5	0.0
HVAC 1	Default industrial noise	Point		10.2	0.0
HVAC 1	Default industrial noise	Point		11.2	0.0
HVAC 1	Default industrial noise	Point		11.0	0.0
HVAC 1	Default industrial noise	Point		10.1	0.0
HVAC 1	Default industrial noise	Point		12.1	0.0
HVAC 1	Default industrial noise	Point		12.0	0.0
HVAC 1	Default industrial noise	Point		7.0	0.0
HVAC 1	Default industrial noise	Point		7.7	0.0
HVAC 1	Default industrial noise	Point		7.6	0.0
HVAC 1	Default industrial noise	Point		6.9	0.0
HVAC 1	Default industrial noise	Point		8.4	0.0
HVAC 1	Default industrial noise	Point		9.2	0.0
HVAC 1	Default industrial noise	Point		9.0	0.0
HVAC 1	Default industrial noise	Point		8.3	0.0
HVAC 1	Default industrial noise	Point		10.0	0.0
HVAC 1	Default industrial noise	Point		10.9	0.0
HVAC 1	Default industrial noise	Point		10.7	0.0
HVAC 1	Default industrial noise	Point		9.8	0.0
HVAC 1	Default industrial noise	Point		11.8	0.0
HVAC 1	Default industrial noise	Point		11.5	0.0
HVAC 1	Default industrial noise	Point		6.7	0.0
HVAC 1	Default industrial noise	Point		7.4	0.0
HVAC 1	Default industrial noise	Point		7.2	0.0
HVAC 1	Default industrial noise	Point		6.6	0.0
HVAC 1	Default industrial noise	Point		8.1	0.0
HVAC 1	Default industrial noise	Point		8.8	0.0
HVAC 1	Default industrial noise	Point		8.6	0.0
HVAC 1	Default industrial noise	Point		7.9	0.0

Duke Patterson Warehouse
Contribution level - 001 - Duke Patterson Warehouse - LMax:

9

Source	Source group	Source type	Per. lane	Lmax dB(A)	A dB	
HVAC 1	Default industrial noise	Point		9.6	0.0	
HVAC 1	Default industrial noise	Point		10.4	0.0	
HVAC 1	Default industrial noise	Point		10.1	0.0	
HVAC 1	Default industrial noise	Point		9.4	0.0	
HVAC 1	Default industrial noise	Point		11.2	0.0	
HVAC 1	Default industrial noise	Point		10.9	0.0	
HVAC 1	Default industrial noise	Point		6.4	0.0	
HVAC 1	Default industrial noise	Point		7.1	0.0	
HVAC 1	Default industrial noise	Point		6.9	0.0	
HVAC 1	Default industrial noise	Point		6.3	0.0	
HVAC 1	Default industrial noise	Point		7.7	0.0	
HVAC 1	Default industrial noise	Point		8.4	0.0	
HVAC 1	Default industrial noise	Point		8.1	0.0	
HVAC 1	Default industrial noise	Point		7.5	0.0	
HVAC 1	Default industrial noise	Point		9.1	0.0	
HVAC 1	Default industrial noise	Point		9.8	0.0	
HVAC 1	Default industrial noise	Point		9.5	0.0	
HVAC 1	Default industrial noise	Point		8.8	0.0	
HVAC 1	Default industrial noise	Point		10.5	0.0	
HVAC 1	Default industrial noise	Point		10.2	0.0	
HVAC 1	Default industrial noise	Point		6.1	0.0	
HVAC 1	Default industrial noise	Point		6.6	0.0	
HVAC 1	Default industrial noise	Point		6.4	0.0	
HVAC 1	Default industrial noise	Point		5.8	0.0	
HVAC 1	Default industrial noise	Point		7.2	0.0	
HVAC 1	Default industrial noise	Point		7.9	0.0	
HVAC 1	Default industrial noise	Point		7.6	0.0	
HVAC 1	Default industrial noise	Point		7.0	0.0	
HVAC 1	Default industrial noise	Point		8.5	0.0	
HVAC 1	Default industrial noise	Point		9.2	0.0	
HVAC 1	Default industrial noise	Point		8.8	0.0	
HVAC 1	Default industrial noise	Point		8.2	0.0	
HVAC 1	Default industrial noise	Point		9.8	0.0	
HVAC 1	Default industrial noise	Point		9.4	0.0	
HVAC 1	Default industrial noise	Point		5.6	0.0	
HVAC 1	Default industrial noise	Point		6.2	0.0	
HVAC 1	Default industrial noise	Point		5.9	0.0	
HVAC 1	Default industrial noise	Point		5.4	0.0	
HVAC 1	Default industrial noise	Point		6.7	0.0	
HVAC 1	Default industrial noise	Point		7.3	0.0	
HVAC 1	Default industrial noise	Point		7.0	0.0	
HVAC 1	Default industrial noise	Point		6.4	0.0	
HVAC 1	Default industrial noise	Point		7.8	0.0	
HVAC 1	Default industrial noise	Point		8.4	0.0	
HVAC 1	Default industrial noise	Point		8.0	0.0	

Duke Patterson Warehouse

Contribution level - 001 - Duke Patterson Warehouse - LMax:

9

Source	Source group	Source type	Per. lane	Lmax dB(A)	A dB	
HVAC 1	Default industrial noise	Point		7.5	0.0	
HVAC 1	Default industrial noise	Point		9.0	0.0	
HVAC 1	Default industrial noise	Point		8.5	0.0	
Trailer Stall 1: Spaces 72	Default parking lot noise	PLot		22.7	0.0	
Trailer Stall 2: Spaces 47	Default parking lot noise	PLot		40.3	0.0	
Trailer Stall 3: Spaces 22	Default parking lot noise	PLot		44.0	0.0	
Back Up Alarm 1	Default industrial noise	Point		19.3	0.0	
Back Up Alarm 1	Default industrial noise	Point		19.3	0.0	
Back Up Alarm 1	Default industrial noise	Point		19.3	0.0	
Back Up Alarm 1	Default industrial noise	Point		19.3	0.0	
Back Up Alarm 1	Default industrial noise	Point		19.3	0.0	
Back Up Alarm 1	Default industrial noise	Point		19.3	0.0	
Back Up Alarm 1	Default industrial noise	Point		19.3	0.0	
Back Up Alarm 1	Default industrial noise	Point		19.3	0.0	
Back Up Alarm 1	Default industrial noise	Point		19.3	0.0	
Back Up Alarm 1	Default industrial noise	Point		19.3	0.0	
Back Up Alarm 1	Default industrial noise	Point		19.3	0.0	
Back Up Alarm 1	Default industrial noise	Point		19.3	0.0	
Back Up Alarm 1	Default industrial noise	Point		19.3	0.0	
Back Up Alarm 1	Default industrial noise	Point		19.3	0.0	
Back Up Alarm 1	Default industrial noise	Point		19.3	0.0	
Back Up Alarm 1	Default industrial noise	Point		19.3	0.0	
Back Up Alarm 1	Default industrial noise	Point		19.3	0.0	
Back Up Alarm 1	Default industrial noise	Point		19.2	0.0	
Back Up Alarm 1	Default industrial noise	Point		19.2	0.0	
Back Up Alarm 1	Default industrial noise	Point		19.2	0.0	
Back Up Alarm 1	Default industrial noise	Point		19.2	0.0	
Back Up Alarm 1	Default industrial noise	Point		19.2	0.0	
Back Up Alarm 1	Default industrial noise	Point		19.2	0.0	
Back Up Alarm 1	Default industrial noise	Point		19.2	0.0	
Back Up Alarm 1	Default industrial noise	Point		19.2	0.0	
Back Up Alarm 1	Default industrial noise	Point		19.2	0.0	
Back Up Alarm 1	Default industrial noise	Point		19.2	0.0	
Back Up Alarm 1	Default industrial noise	Point		19.2	0.0	
Back Up Alarm 1	Default industrial noise	Point		19.2	0.0	
Back Up Alarm 1	Default industrial noise	Point		19.2	0.0	
Back Up Alarm 1	Default industrial noise	Point		19.2	0.0	
Back Up Alarm 1	Default industrial noise	Point		19.2	0.0	
Back Up Alarm 1	Default industrial noise	Point		19.2	0.0	
Back Up Alarm 1	Default industrial noise	Point		19.2	0.0	
Back Up Alarm 1	Default industrial noise	Point		20.3	0.0	
Back Up Alarm 1	Default industrial noise	Point		20.3	0.0	
Back Up Alarm 1	Default industrial noise	Point		20.3	0.0	
Back Up Alarm 1	Default industrial noise	Point		20.3	0.0	
Back Up Alarm 1	Default industrial noise	Point		20.3	0.0	
Back Up Alarm 1	Default industrial noise	Point		20.3	0.0	
Back Up Alarm 1	Default industrial noise	Point		20.3	0.0	
Back Up Alarm 1	Default industrial noise	Point		20.3	0.0	
Back Up Alarm 1	Default industrial noise	Point		20.3	0.0	
Back Up Alarm 1	Default industrial noise	Point		20.3	0.0	
Back Up Alarm 1	Default industrial noise	Point		20.3	0.0	
Back Up Alarm 1	Default industrial noise	Point		20.3	0.0	
Back Up Alarm 1	Default industrial noise	Point		20.3	0.0	
Back Up Alarm 1	Default industrial noise	Point		20.3	0.0	

		43
--	--	----

Duke Patterson Warehouse
Contribution level - 001 - Duke Patterson Warehouse - LMax:

9

Source	Source group	Source type	Per. lane	Lmax dB(A)	A dB	
Back Up Alarm 1	Default industrial noise	Point		20.3	0.0	
Back Up Alarm 1	Default industrial noise	Point		38.5	0.0	
Back Up Alarm 1	Default industrial noise	Point		38.5	0.0	
Back Up Alarm 1	Default industrial noise	Point		38.1	0.0	
Back Up Alarm 1	Default industrial noise	Point		38.2	0.0	
Back Up Alarm 1	Default industrial noise	Point		38.3	0.0	
Back Up Alarm 1	Default industrial noise	Point		38.3	0.0	
Back Up Alarm 1	Default industrial noise	Point		38.4	0.0	
Back Up Alarm 1	Default industrial noise	Point		38.5	0.0	
Back Up Alarm 1	Default industrial noise	Point		38.6	0.0	
Back Up Alarm 1	Default industrial noise	Point		38.7	0.0	
Back Up Alarm 1	Default industrial noise	Point		38.8	0.0	
Back Up Alarm 1	Default industrial noise	Point		38.9	0.0	
Back Up Alarm 1	Default industrial noise	Point		39.0	0.0	
Back Up Alarm 1	Default industrial noise	Point		39.0	0.0	
Back Up Alarm 1	Default industrial noise	Point		39.6	0.0	
Back Up Alarm 1	Default industrial noise	Point		39.7	0.0	
Back Up Alarm 1	Default industrial noise	Point		39.8	0.0	
Back Up Alarm 1	Default industrial noise	Point		39.9	0.0	
Back Up Alarm 1	Default industrial noise	Point		40.0	0.0	
Back Up Alarm 1	Default industrial noise	Point		40.0	0.0	
Back Up Alarm 1	Default industrial noise	Point		40.1	0.0	
Back Up Alarm 1	Default industrial noise	Point		40.2	0.0	
Back Up Alarm 1	Default industrial noise	Point		40.3	0.0	
Back Up Alarm 1	Default industrial noise	Point		40.3	0.0	
Back Up Alarm 1	Default industrial noise	Point		40.4	0.0	
Back Up Alarm 1	Default industrial noise	Point		40.5	0.0	
Back Up Alarm 1	Default industrial noise	Point		40.6	0.0	
Back Up Alarm 1	Default industrial noise	Point		40.6	0.0	
Back Up Alarm 1	Default industrial noise	Point		40.7	0.0	
Back Up Alarm 1	Default industrial noise	Point		40.8	0.0	
Back Up Alarm 1	Default industrial noise	Point		40.8	0.0	
Back Up Alarm 1	Default industrial noise	Point		40.9	0.0	
Back Up Alarm 1	Default industrial noise	Point		41.0	0.0	
Back Up Alarm 1	Default industrial noise	Point		41.0	0.0	
Back Up Alarm 1	Default industrial noise	Point		41.1	0.0	
Back Up Alarm 1	Default industrial noise	Point		41.1	0.0	
Back Up Alarm 1	Default industrial noise	Point		41.2	0.0	
Back Up Alarm 1	Default industrial noise	Point		41.3	0.0	
Back Up Alarm 1	Default industrial noise	Point		41.3	0.0	
Back Up Alarm 1	Default industrial noise	Point		41.4	0.0	
Back Up Alarm 1	Default industrial noise	Point		41.4	0.0	
Back Up Alarm 1	Default industrial noise	Point		41.5	0.0	
Back Up Alarm 1	Default industrial noise	Point		41.5	0.0	
Back Up Alarm 1	Default industrial noise	Point		41.5	0.0	

		44
--	--	----

Duke Patterson Warehouse
Contribution level - 001 - Duke Patterson Warehouse - LMax:

9

Source	Source group	Source type	Er. lane	Lmax dB(A)	A dB	
Back Up Alarm 1	Default industrial noise	Point		22.0	0.0	
Back Up Alarm 1	Default industrial noise	Point		22.0	0.0	
Back Up Alarm 1	Default industrial noise	Point		22.0	0.0	
Back Up Alarm 1	Default industrial noise	Point		22.0	0.0	
Back Up Alarm 1	Default industrial noise	Point		22.0	0.0	
Back Up Alarm 1	Default industrial noise	Point		22.0	0.0	
Back Up Alarm 1	Default industrial noise	Point		22.0	0.0	
Back Up Alarm 1	Default industrial noise	Point		22.0	0.0	
Back Up Alarm 1	Default industrial noise	Point		22.0	0.0	
Back Up Alarm 1	Default industrial noise	Point		22.0	0.0	
Back Up Alarm 1	Default industrial noise	Point		22.0	0.0	
Back Up Alarm 1	Default industrial noise	Point		21.0	0.0	

--	--

		46
--	--	----

Duke Patterson Warehouse

Contribution spectra - 001 - Duke Patterson Warehouse: Outdoor SP

23

Source	Time slice	Sum	25Hz	31.5Hz	40Hz	50Hz	63Hz	80Hz	100Hz	125Hz	160Hz	200Hz	250Hz	315Hz	400Hz	500Hz	630Hz	800Hz	1kHz	1.25kHz	1.6kHz	2kHz	2.5kHz	3.15kHz	4kHz	5kHz	6.3kHz	8kHz	10kHz							
		dB(A)	dB(A)	dB(A)	dB(A)	dB(A)	dB(A)	dB(A)	dB(A)	dB(A)	dB(A)	dB(A)	dB(A)	dB(A)	dB(A)	dB(A)	dB(A)	dB(A)	dB(A)	dB(A)	dB(A)	dB(A)	dB(A)	dB(A)	dB(A)	dB(A)	dB(A)	dB(A)	dB(A)							
Receiver R1 FIG		dB(A)	Lr,lim	dB(A)	CNEL 45.7 dB(A)		Leq 46.6 dB(A)																													
Back Up Alarm 1	CNEL	-0.8					-17.1			-14.5			-10.1			-7.0			-7.2			-5.7			-18.4			-58.2								
Back Up Alarm 1	Leq	-0.4					-16.6			-14.1			-9.6			-6.6			-6.7			-5.2			-18.0			-57.7								
Back Up Alarm 1	CNEL	-0.8					-17.1			-14.5			-10.1			-7.0			-7.2			-5.7			-18.5			-58.4								
Back Up Alarm 1	Leq	-0.4					-16.6			-14.1			-9.6			-6.6			-6.7			-5.2			-18.0			-57.9								
Back Up Alarm 1	CNEL	-0.8					-17.1			-14.5			-10.1			-7.0			-7.2			-5.7			-18.5			-58.5								
Back Up Alarm 1	Leq	-0.4					-16.6			-14.1			-9.6			-6.6			-6.7			-5.2			-18.0			-58.1								
Back Up Alarm 1	CNEL	-0.8					-17.1			-14.6			-10.1			-7.0			-7.2			-5.7			-18.5			-58.7								
Back Up Alarm 1	Leq	-0.4					-16.6			-14.1			-9.6			-6.6			-6.7			-5.3			-18.1			-58.2								
Back Up Alarm 1	CNEL	-0.8					-17.0			-14.5			-10.1			-7.0			-7.1			-5.7			-18.3			-57.6								
Back Up Alarm 1	Leq	-0.3					-16.5			-14.0			-9.6			-6.6			-6.7			-5.2			-17.9			-57.1								
Back Up Alarm 1	CNEL	-0.8					-17.0			-14.5			-10.1			-7.0			-7.1			-5.7			-18.4			-57.8								
Back Up Alarm 1	Leq	-0.3					-16.5			-14.0			-9.6			-6.6			-6.7			-5.2			-17.9			-57.3								
Back Up Alarm 1	CNEL	-0.8					-17.0			-14.5			-10.1			-7.0			-7.1			-5.7			-18.4			-57.9								
Back Up Alarm 1	Leq	-0.3					-16.6			-14.0			-9.6			-6.6			-6.7			-5.2			-17.9			-57.4								
Back Up Alarm 1	CNEL	-0.8					-17.0			-14.5			-10.1			-7.0			-7.1			-5.7			-18.4			-58.1								
Back Up Alarm 1	Leq	-0.4					-16.6			-14.1			-9.6			-6.6			-6.7			-5.2			-17.9			-57.6								
Back Up Alarm 1	CNEL	-0.8					-17.1			-14.6			-10.1			-7.0			-7.2			-5.7			-18.6			-58.9								
Back Up Alarm 1	Leq	-0.4					-16.6			-14.1			-9.6			-6.6			-6.7			-5.3			-18.1			-58.4								
Back Up Alarm 1	CNEL	23.5					-2.5			4.2			9.3			14.8			17.9			19.4			15.0			1.1								
Back Up Alarm 1	Leq	24.0					-2.0			4.7			9.8			15.3			18.4			19.8			15.5			1.5								
Back Up Alarm 1	CNEL	23.7					-1.9			4.5			9.2			14.8			18.0			19.4			16.3			2.3								
Back Up Alarm 1	Leq	24.2					-1.4			5.0			9.7			15.3			18.4			19.9			16.8			2.8								
Back Up Alarm 1	CNEL	23.7					-2.2			4.3			9.1			14.7			17.9			19.3			16.3			2.3								
Back Up Alarm 1	Leq	24.1					-1.7			4.8			9.6			15.2			18.4			19.8			16.8			2.8								
Back Up Alarm 1	CNEL	23.6					-2.3			4.1			9.0			14.6			17.8			19.3			16.3			2.3								
Back Up Alarm 1	Leq	24.1					-1.9			4.6			9.5			15.1			18.3			19.8			16.8			2.8								
Back Up Alarm 1	CNEL	-0.1					-17.1			-14.6			-10.1			-7.0			-7.2			-3.8			-16.7			-57.8								
Back Up Alarm 1	Leq	0.4					-16.6			-14.1			-9.6			-6.6			-6.7			-3.3			-16.3			-57.3								
Back Up Alarm 1	CNEL	-0.1					-17.1			-14.6			-10.1			-7.0			-7.2			-3.9			-16.8			-57.9								
Back Up Alarm 1	Leq	0.4					-16.6			-14.1			-9.6			-6.6			-6.7			-3.4			-16.3			-57.5								
Back Up Alarm 1	CNEL	23.7					-2.8			4.0			9.4			14.8			17.9			19.4			16.2			2.1								
Back Up Alarm 1	Leq	24.2					-2.3			4.5			9.9			15.3			18.4			19.9			16.7			2.5								
Back Up Alarm 1	CNEL	23.5					-2.8			4.0			9.4			14.8			17.9			19.4			15.0			0.9								
Back Up Alarm 1	Leq	24.0					-2.3			4.5			9.9			15.3			18.4			19.8			15.5			1.4								
Back Up Alarm 1	CNEL	-0.8					-17.0			-14.5			-10.1			-7.0			-7.1			-5.7			-18.3			-57.5								

		1
--	--	---

Duke Patterson Warehouse Contribution spectra - 001 - Duke Patterson Warehouse: Outdoor SP

23

Source	Time slice	Sum	25Hz	31.5Hz	40Hz	50Hz	63Hz	80Hz	100Hz	125Hz	160Hz	200Hz	250Hz	315Hz	400Hz	500Hz	630Hz	800Hz	1kHz	1.25kHz	1.6kHz	2kHz	2.5kHz	3.15kHz	4kHz	5kHz	6.3kHz	8kHz	10kHz
		dB(A)	dB(A)	dB(A)	dB(A)	dB(A)	dB(A)	dB(A)	dB(A)	dB(A)	dB(A)	dB(A)	dB(A)	dB(A)	dB(A)	dB(A)	dB(A)	dB(A)	dB(A)	dB(A)	dB(A)	dB(A)	dB(A)	dB(A)	dB(A)	dB(A)	dB(A)	dB(A)	dB(A)
Back Up Alarm 1	Leq	-0.3					-16.5			-14.0			-9.6			-6.6			-6.7			-5.2			-17.8			-57.0	
Back Up Alarm 1	CNEL	-0.8					-16.9			-14.5			-10.0			-7.0			-7.1			-5.7			-18.0			-56.0	
Back Up Alarm 1	Leq	-0.3					-16.4			-14.0			-9.6			-6.5			-6.6			-5.2			-17.5			-55.5	
Back Up Alarm 1	CNEL	-0.8					-16.9			-14.5			-10.0			-7.0			-7.1			-5.7			-18.0			-56.1	
Back Up Alarm 1	Leq	-0.3					-16.4			-14.0			-9.6			-6.5			-6.6			-5.2			-17.6			-55.6	
Back Up Alarm 1	CNEL	-0.8					-16.9			-14.5			-10.0			-7.0			-7.1			-5.7			-18.1			-56.2	
Back Up Alarm 1	Leq	-0.3					-16.5			-14.0			-9.6			-6.5			-6.6			-5.2			-17.6			-55.7	
Back Up Alarm 1	CNEL	-0.8					-16.9			-14.5			-10.0			-7.0			-7.1			-5.7			-18.1			-56.3	
Back Up Alarm 1	Leq	-0.3					-16.5			-14.0			-9.6			-6.5			-6.7			-5.2			-17.6			-55.8	
Back Up Alarm 1	CNEL	-0.8					-16.9			-14.4			-10.0			-7.0			-7.1			-5.7			-18.0			-55.7	
Back Up Alarm 1	Leq	-0.3					-16.4			-14.0			-9.5			-6.5			-6.6			-5.2			-17.5			-55.2	
Back Up Alarm 1	CNEL	-0.8					-16.9			-14.4			-10.0			-7.0			-7.1			-5.7			-18.0			-55.8	
Back Up Alarm 1	Leq	-0.3					-16.4			-14.0			-9.6			-6.5			-6.6			-5.2			-17.5			-55.3	
Back Up Alarm 1	CNEL	-0.8					-16.9			-14.4			-10.0			-7.0			-7.1			-5.7			-18.0			-55.8	
Back Up Alarm 1	Leq	-0.3					-16.4			-14.0			-9.6			-6.5			-6.6			-5.2			-17.5			-55.4	
Back Up Alarm 1	CNEL	-0.8					-16.9			-14.4			-10.0			-7.0			-7.1			-5.7			-18.0			-55.9	
Back Up Alarm 1	Leq	-0.3					-16.4			-14.0			-9.6			-6.5			-6.6			-5.2			-17.5			-55.4	
Back Up Alarm 1	CNEL	-0.8					-16.9			-14.5			-10.0			-7.0			-7.1			-5.7			-18.1			-56.4	
Back Up Alarm 1	Leq	-0.3					-16.5			-14.0			-9.6			-6.5			-6.7			-5.2			-17.6			-55.9	
Back Up Alarm 1	CNEL	-0.8					-17.0			-14.5			-10.1			-7.0			-7.1			-5.7			-18.2			-57.0	
Back Up Alarm 1	Leq	-0.3					-16.5			-14.0			-9.6			-6.5			-6.7			-5.2			-17.7			-56.5	
Back Up Alarm 1	CNEL	-0.8					-17.0			-14.5			-10.1			-7.0			-7.1			-5.7			-18.2			-57.1	
Back Up Alarm 1	Leq	-0.3					-16.5			-14.0			-9.6			-6.5			-6.7			-5.2			-17.8			-56.6	
Back Up Alarm 1	CNEL	-0.8					-17.0			-14.5			-10.1			-7.0			-7.1			-5.7			-18.3			-57.2	
Back Up Alarm 1	Leq	-0.3					-16.5			-14.0			-9.6			-6.5			-6.7			-5.2			-17.8			-56.7	
Back Up Alarm 1	CNEL	-0.8					-17.0			-14.5			-10.1			-7.0			-7.1			-5.7			-18.3			-57.3	
Back Up Alarm 1	Leq	-0.3					-16.5			-14.0			-9.6			-6.6			-6.7			-5.2			-17.8			-56.9	
Back Up Alarm 1	CNEL	-0.8					-17.0			-14.5			-10.1			-7.0			-7.1			-5.7			-18.1			-56.5	
Back Up Alarm 1	Leq	-0.3					-16.5			-14.0			-9.6			-6.5			-6.7			-5.2			-17.6			-56.0	
Back Up Alarm 1	CNEL	-0.8					-17.0			-14.5			-10.1			-7.0			-7.1			-5.7			-18.1			-56.6	
Back Up Alarm 1	Leq	-0.3					-16.5			-14.0			-9.6			-6.5			-6.7			-5.2			-17.7			-56.1	
Back Up Alarm 1	CNEL	-0.8					-17.0			-14.5			-10.1			-7.0			-7.1			-5.7			-18.2			-56.7	
Back Up Alarm 1	Leq	-0.3					-16.5			-14.0			-9.6			-6.5			-6.7			-5.2			-17.7			-56.2	
Back Up Alarm 1	CNEL	-0.8					-17.0			-14.5			-10.1			-7.0			-7.1			-5.7			-18.2			-56.8	
Back Up Alarm 1	Leq	-0.3					-16.5			-14.0			-9.6			-6.5			-6.7			-5.2			-17.7			-56.4	
Back Up Alarm 1	CNEL	22.6					-4.2			1.9			5.8			12.0			17.2			18.6			15.0			-0.1	

Duke Patterson Warehouse Contribution spectra - 001 - Duke Patterson Warehouse: Outdoor SP

23

Source	Time slice	Sum	25Hz	31.5Hz	40Hz	50Hz	63Hz	80Hz	100Hz	125Hz	160Hz	200Hz	250Hz	315Hz	400Hz	500Hz	630Hz	800Hz	1kHz	1.25kHz	1.6kHz	2kHz	2.5kHz	3.15kHz	4kHz	5kHz	6.3kHz	8kHz	10kHz
		dB(A)	dB(A)	dB(A)	dB(A)	dB(A)	dB(A)	dB(A)	dB(A)	dB(A)	dB(A)	dB(A)	dB(A)	dB(A)	dB(A)	dB(A)	dB(A)	dB(A)	dB(A)	dB(A)	dB(A)	dB(A)	dB(A)	dB(A)	dB(A)	dB(A)	dB(A)	dB(A)	dB(A)
Back Up Alarm 1	Leq	23.0					-3.7			2.4			6.3			12.5			17.7			19.1			15.4			0.4	
Back Up Alarm 1	CNEL	22.7					-3.9			2.2			6.0			12.2			17.4			18.8			15.1			0.0	
Back Up Alarm 1	Leq	23.2					-3.4			2.7			6.5			12.7			17.8			19.2			15.6			0.5	
Back Up Alarm 1	CNEL	22.8					-3.6			2.5			6.2			12.4			17.5			18.9			15.2			0.3	
Back Up Alarm 1	Leq	23.3					-3.1			3.0			6.7			12.9			18.0			19.4			15.7			0.8	
Back Up Alarm 1	CNEL	22.9					-3.3			2.8			6.4			12.6			17.6			19.0			15.3			0.6	
Back Up Alarm 1	Leq	23.4					-2.8			3.2			6.9			13.1			18.1			19.5			15.8			1.0	
Back Up Alarm 1	CNEL	22.0					-5.0			1.1			5.0			11.2			16.7			18.2			14.1			-1.3	
Back Up Alarm 1	Leq	22.4					-4.5			1.6			5.5			11.7			17.2			18.7			14.6			-0.8	
Back Up Alarm 1	CNEL	22.2					-4.8			1.3			5.2			11.4			16.8			18.3			14.6			-1.0	
Back Up Alarm 1	Leq	22.6					-4.3			1.8			5.7			11.9			17.3			18.8			15.0			-0.5	
Back Up Alarm 1	CNEL	22.3					-4.6			1.5			5.4			11.6			17.0			18.4			14.7			-0.7	
Back Up Alarm 1	Leq	22.8					-4.1			2.0			5.9			12.1			17.4			18.9			15.2			-0.2	
Back Up Alarm 1	CNEL	22.4					-4.4			1.7			5.6			11.8			17.1			18.5			14.8			-0.4	
Back Up Alarm 1	Leq	22.9					-3.9			2.2			6.1			12.3			17.6			19.0			15.3			0.1	
Back Up Alarm 1	CNEL	23.1					-2.9			3.2			6.6			12.8			17.8			19.1			15.5			0.8	
Back Up Alarm 1	Leq	23.6					-2.4			3.7			7.1			13.3			18.3			19.6			15.9			1.3	
Back Up Alarm 1	CNEL	23.8					-2.6			3.6			7.6			13.8			18.2			19.4			17.0			2.8	
Back Up Alarm 1	Leq	24.3					-2.2			4.1			8.1			14.3			18.7			19.9			17.5			3.2	
Back Up Alarm 1	CNEL	23.6					-3.6			3.1			7.8			14.0			18.1			19.2			16.7			2.4	
Back Up Alarm 1	Leq	24.1					-3.1			3.6			8.2			14.5			18.5			19.7			17.2			2.8	
Back Up Alarm 1	CNEL	23.2					-3.5			3.2			7.9			14.1			17.9			18.9			15.2			0.9	
Back Up Alarm 1	Leq	23.7					-3.0			3.6			8.4			14.6			18.4			19.4			15.7			1.4	
Back Up Alarm 1	CNEL	22.9					-2.0			4.2			8.1			14.3			17.8			18.5			14.4			-0.1	
Back Up Alarm 1	Leq	23.4					-1.5			4.7			8.6			14.8			18.2			19.0			14.8			0.4	
Back Up Alarm 1	CNEL	23.1					-3.8			2.6			6.8			13.0			17.8			19.1			15.5			1.0	
Back Up Alarm 1	Leq	23.6					-3.3			3.0			7.3			13.5			18.3			19.6			16.0			1.5	
Back Up Alarm 1	CNEL	23.3					-3.6			2.8			7.0			13.2			17.9			19.2			15.6			1.2	
Back Up Alarm 1	Leq	23.7					-3.1			3.2			7.5			13.7			18.4			19.7			16.1			1.7	
Back Up Alarm 1	CNEL	23.4					-3.4			3.0			7.2			13.4			18.0			19.3			15.7			1.5	
Back Up Alarm 1	Leq	23.9					-2.9			3.5			7.7			13.9			18.5			19.8			16.2			2.0	
Back Up Alarm 1	CNEL	23.7					-3.1			3.3			7.4			13.6			18.1			19.4			17.1			2.8	
Back Up Alarm 1	Leq	24.2					-2.6			3.8			7.9			14.1			18.6			19.9			17.5			3.3	
Back Up Alarm 1	CNEL	21.8					-5.2			0.9			4.8			11.0			16.6			18.1			13.9			-1.7	
Back Up Alarm 1	Leq	22.3					-4.7			1.4			5.3			11.5			17.1			18.5			14.4			-1.2	
Back Up Alarm 1	CNEL	22.7					-2.3			4.0			8.3			14.2			17.6			18.3			13.9			-0.3	

Duke Patterson Warehouse Contribution spectra - 001 - Duke Patterson Warehouse: Outdoor SP

23

Source	Time slice	Sum	25Hz	31.5Hz	40Hz	50Hz	63Hz	80Hz	100Hz	125Hz	160Hz	200Hz	250Hz	315Hz	400Hz	500Hz	630Hz	800Hz	1kHz	1.25kHz	1.6kHz	2kHz	2.5kHz	3.15kHz	4kHz	5kHz	6.3kHz	8kHz	10kHz
		dB(A)	dB(A)	dB(A)	dB(A)	dB(A)	dB(A)	dB(A)	dB(A)	dB(A)	dB(A)	dB(A)	dB(A)	dB(A)	dB(A)	dB(A)	dB(A)	dB(A)	dB(A)	dB(A)	dB(A)	dB(A)	dB(A)	dB(A)	dB(A)	dB(A)	dB(A)	dB(A)	dB(A)
Back Up Alarm 1	Leq	23.2					-1.8			4.5			8.8			14.7			18.1			18.8			14.4			0.2	
Back Up Alarm 1	CNEL	21.8					-7.8			-2.4			3.7			12.2			16.7			18.2			13.1			-7.2	
Back Up Alarm 1	Leq	22.3					-7.3			-1.9			4.2			12.6			17.2			18.6			13.6			-6.7	
Back Up Alarm 1	CNEL	20.9					-6.8			-1.1			2.9			9.1			15.9			17.3			12.6			-5.9	
Back Up Alarm 1	Leq	21.3					-6.3			-0.6			3.4			9.6			16.4			17.8			13.0			-5.4	
Back Up Alarm 1	CNEL	21.9					-6.7			-0.9			3.0			9.2			16.0			18.9			14.4			-4.0	
Back Up Alarm 1	Leq	22.4					-6.2			-0.4			3.5			9.7			16.4			19.3			14.9			-3.5	
Back Up Alarm 1	CNEL	24.2					-2.4			4.1			8.9			14.6			17.8			20.7			16.3			2.3	
Back Up Alarm 1	Leq	24.6					-1.9			4.5			9.4			15.0			18.3			21.2			16.8			2.7	
Back Up Alarm 1	CNEL	23.3					-2.3			4.0			8.8			14.5			17.7			19.2			14.9			0.4	
Back Up Alarm 1	Leq	23.8					-1.9			4.5			9.2			15.0			18.2			19.7			15.3			0.9	
Back Up Alarm 1	CNEL	23.3					-2.1			4.2			8.6			14.4			17.7			19.2			14.8			0.3	
Back Up Alarm 1	Leq	23.8					-1.6			4.7			9.1			14.9			18.2			19.7			15.3			0.7	
Back Up Alarm 1	CNEL	23.2					-2.4			3.9			8.5			14.3			17.6			19.2			14.7			0.1	
Back Up Alarm 1	Leq	23.7					-1.9			4.4			8.9			14.8			18.1			19.6			15.2			0.6	
Back Up Alarm 1	CNEL	21.6					-6.5			-0.7			3.2			9.4			15.4			18.5			14.1			-3.9	
Back Up Alarm 1	Leq	22.0					-6.0			-0.2			3.7			9.9			15.9			18.9			14.6			-3.4	
Back Up Alarm 1	CNEL	21.5					-5.8			0.1			4.1			10.3			16.1			17.6			14.3			-2.8	
Back Up Alarm 1	Leq	21.9					-5.3			0.6			4.6			10.8			16.5			18.0			14.8			-2.3	
Back Up Alarm 1	CNEL	21.6					-5.7			0.3			4.3			10.5			16.2			17.7			14.4			-2.5	
Back Up Alarm 1	Leq	22.1					-5.2			0.8			4.7			10.9			16.7			18.2			14.9			-2.0	
Back Up Alarm 1	CNEL	21.7					-5.5			0.5			4.4			10.6			16.3			17.8			14.5			-2.2	
Back Up Alarm 1	Leq	22.2					-5.0			1.0			4.9			11.1			16.8			18.3			15.0			-1.8	
Back Up Alarm 1	CNEL	21.7					-5.3			0.7			4.6			10.9			16.5			18.0			13.8			-1.9	
Back Up Alarm 1	Leq	22.2					-4.8			1.2			5.1			11.3			16.9			18.4			14.3			-1.4	
Back Up Alarm 1	CNEL	21.6					-6.4			-0.5			3.4			9.6			15.5			18.5			14.2			-3.7	
Back Up Alarm 1	Leq	22.1					-5.9			-0.1			3.9			10.1			16.0			19.0			14.7			-3.2	
Back Up Alarm 1	CNEL	21.1					-6.3			-0.4			3.5			9.7			15.7			17.2			14.3			-3.5	
Back Up Alarm 1	Leq	21.6					-5.8			0.1			4.0			10.2			16.1			17.7			14.7			-3.0	
Back Up Alarm 1	CNEL	21.2					-6.1			-0.2			3.7			9.9			15.8			17.3			14.3			-3.3	
Back Up Alarm 1	Leq	21.7					-5.6			0.3			4.2			10.4			16.3			17.8			14.8			-2.8	
Back Up Alarm 1	CNEL	21.3					-6.0			0.0			3.9			10.1			15.9			17.4			14.3			-3.0	
Back Up Alarm 1	Leq	21.8					-5.5			0.4			4.4			10.6			16.4			17.9			14.7			-2.5	
Back Up Alarm 1	CNEL	-0.8					-16.9			-14.4			-10.0			-7.0			-7.1			-5.7			-17.9			-55.6	
Back Up Alarm 1	Leq	-0.3					-16.4			-14.0			-9.5			-6.5			-6.6			-5.2			-17.5			-55.1	
Back Up Alarm 1	CNEL	23.4					-1.9			4.4			8.6			14.8			17.9			19.2			14.7			0.7	

Duke Patterson Warehouse Contribution spectra - 001 - Duke Patterson Warehouse: Outdoor SP

23

Source	Time slice	Sum	25Hz	31.5Hz	40Hz	50Hz	63Hz	80Hz	100Hz	125Hz	160Hz	200Hz	250Hz	315Hz	400Hz	500Hz	630Hz	800Hz	1kHz	1.25kHz	1.6kHz	2kHz	2.5kHz	3.15kHz	4kHz	5kHz	6.3kHz	8kHz	10kHz
		dB(A)	dB(A)	dB(A)	dB(A)	dB(A)	dB(A)	dB(A)	dB(A)	dB(A)	dB(A)	dB(A)	dB(A)	dB(A)	dB(A)	dB(A)	dB(A)	dB(A)	dB(A)	dB(A)	dB(A)	dB(A)	dB(A)	dB(A)	dB(A)	dB(A)	dB(A)	dB(A)	dB(A)
Back Up Alarm 1	Leq	23.8					-1.5			4.9			9.1			15.3			18.4			19.7			15.2			1.2	
Back Up Alarm 1	CNEL	23.4					-2.8			3.9			8.9			14.9			17.9			19.2			14.8			0.9	
Back Up Alarm 1	Leq	23.8					-2.3			4.4			9.4			15.4			18.3			19.7			15.3			1.3	
Back Up Alarm 1	CNEL	23.7					-2.6			4.1			9.1			15.1			18.0			19.3			16.4			2.6	
Back Up Alarm 1	Leq	24.2					-2.1			4.6			9.6			15.5			18.5			19.8			16.9			3.1	
Back Up Alarm 1	CNEL	23.8					-2.4			4.3			9.3			15.2			18.1			19.3			16.3			2.6	
Back Up Alarm 1	Leq	24.3					-1.9			4.8			9.8			15.7			18.5			19.8			16.8			3.1	
Back Up Alarm 1	CNEL	22.8					-3.2			3.2			7.6			13.8			17.3			18.8			14.3			-0.5	
Back Up Alarm 1	Leq	23.3					-2.7			3.6			8.1			14.3			17.8			19.3			14.8			0.0	
Back Up Alarm 1	CNEL	22.9					-3.0			3.4			7.9			14.1			17.4			18.9			14.4			-0.2	
Back Up Alarm 1	Leq	23.4					-2.5			3.9			8.3			14.6			17.9			19.4			14.9			0.3	
Back Up Alarm 1	CNEL	23.1					-2.7			3.7			8.1			14.3			17.6			19.0			14.5			0.1	
Back Up Alarm 1	Leq	23.6					-2.2			4.2			8.6			14.8			18.1			19.5			15.0			0.6	
Back Up Alarm 1	CNEL	23.2					-2.4			4.0			8.4			14.6			17.7			19.1			14.6			0.4	
Back Up Alarm 1	Leq	23.7					-1.9			4.5			8.9			15.1			18.2			19.6			15.1			0.9	
Back Up Alarm 1	CNEL	23.6					-2.2			4.5			9.6			15.1			17.9			19.1			15.8			2.1	
Back Up Alarm 1	Leq	24.1					-1.7			5.0			10.1			15.6			18.4			19.6			16.3			2.6	
Back Up Alarm 1	CNEL	0.5					-16.8			-14.4			-10.1			-7.1			-7.1			-2.7			-15.3			-54.6	
Back Up Alarm 1	Leq	0.9					-16.3			-13.9			-9.6			-6.6			-6.6			-2.3			-14.8			-54.1	
Back Up Alarm 1	CNEL	-0.8					-16.8			-14.4			-10.1			-7.1			-7.1			-5.7			-18.2			-57.0	
Back Up Alarm 1	Leq	-0.3					-16.3			-13.9			-9.6			-6.6			-6.6			-5.2			-17.7			-56.5	
Back Up Alarm 1	CNEL	-0.8					-16.8			-14.4			-10.1			-7.1			-7.1			-5.7			-18.2			-56.9	
Back Up Alarm 1	Leq	-0.3					-16.3			-13.9			-9.6			-6.6			-6.6			-5.2			-17.7			-56.4	
Back Up Alarm 1	CNEL	-0.8					-16.8			-14.4			-10.1			-7.1			-7.1			-5.7			-18.1			-56.7	
Back Up Alarm 1	Leq	-0.3					-16.3			-13.9			-9.6			-6.6			-6.6			-5.2			-17.7			-56.3	
Back Up Alarm 1	CNEL	22.3					-2.7			4.0			9.6			14.3			17.0			17.7			13.1			-0.7	
Back Up Alarm 1	Leq	22.8					-2.2			4.5			10.0			14.8			17.5			18.2			13.6			-0.2	
Back Up Alarm 1	CNEL	20.1					-3.3			2.9			7.7			11.7			15.0			15.5			10.9			-3.4	
Back Up Alarm 1	Leq	20.6					-2.8			3.4			8.2			12.2			15.5			16.0			11.4			-2.9	
Back Up Alarm 1	CNEL	21.6					-6.4			-0.6			3.4			9.6			15.1			18.6			13.9			-4.8	
Back Up Alarm 1	Leq	22.0					-5.9			-0.1			3.9			10.1			15.6			19.1			14.4			-4.3	
Back Up Alarm 1	CNEL	22.2					-6.6			-0.8			3.3			9.5			17.4			18.6			13.9			-4.9	
Back Up Alarm 1	Leq	22.6					-6.1			-0.3			3.8			10.0			17.8			19.1			14.4			-4.4	
Back Up Alarm 1	CNEL	22.7					-3.5			2.9			7.3			13.6			17.2			18.8			14.2			-0.8	
Back Up Alarm 1	Leq	23.2					-3.0			3.4			7.8			14.0			17.7			19.2			14.7			-0.3	
Back Up Alarm 1	CNEL	21.3					-6.1			-0.2			3.8			10.0			15.3			18.1			13.5			-4.6	

Duke Patterson Warehouse Contribution spectra - 001 - Duke Patterson Warehouse: Outdoor SP

23

Source	Time slice	Sum	25Hz	31.5Hz	40Hz	50Hz	63Hz	80Hz	100Hz	125Hz	160Hz	200Hz	250Hz	315Hz	400Hz	500Hz	630Hz	800Hz	1kHz	1.25kHz	1.6kHz	2kHz	2.5kHz	3.15kHz	4kHz	5kHz	6.3kHz	8kHz	10kHz
		dB(A)	dB(A)	dB(A)	dB(A)	dB(A)	dB(A)	dB(A)	dB(A)	dB(A)	dB(A)	dB(A)	dB(A)	dB(A)	dB(A)	dB(A)	dB(A)	dB(A)	dB(A)	dB(A)	dB(A)	dB(A)	dB(A)	dB(A)	dB(A)	dB(A)	dB(A)	dB(A)	dB(A)
Back Up Alarm 1	Leq	21.8					-5.7			0.3			4.3			10.5			15.8			18.6			14.0			-4.2	
Back Up Alarm 1	CNEL	21.3					-6.3			-0.4			3.6			9.8			15.2			18.1			13.5			-4.8	
Back Up Alarm 1	Leq	21.7					-5.8			0.1			4.1			10.3			15.7			18.6			14.0			-4.4	
Back Up Alarm 1	CNEL	21.5					-5.4			0.7			4.8			11.1			15.9			17.8			14.0			-3.6	
Back Up Alarm 1	Leq	22.0					-4.9			1.2			5.3			11.5			16.4			18.3			14.5			-3.1	
Back Up Alarm 1	CNEL	21.6					-5.3			0.9			5.0			11.2			16.0			17.9			14.0			-3.3	
Back Up Alarm 1	Leq	22.1					-4.8			1.3			5.5			11.7			16.5			18.4			14.5			-2.8	
Back Up Alarm 1	CNEL	21.4					-5.6			0.5			4.6			10.8			15.8			17.7			13.9			-3.9	
Back Up Alarm 1	Leq	21.9					-5.1			1.0			5.1			11.3			16.3			18.2			14.4			-3.4	
Back Up Alarm 1	CNEL	21.3					-5.7			0.3			4.4			10.6			15.7			17.6			13.9			-4.1	
Back Up Alarm 1	Leq	21.8					-5.2			0.8			4.9			11.1			16.2			18.1			14.3			-3.6	
Back Up Alarm 1	CNEL	21.2					-5.9			0.1			4.2			10.4			15.6			17.5			14.0			-4.2	
Back Up Alarm 1	Leq	21.7					-5.4			0.6			4.7			10.9			16.1			18.0			14.5			-3.8	
Back Up Alarm 1	CNEL	20.8					-6.0			-0.1			4.0			10.2			15.5			16.7			13.6			-4.5	
Back Up Alarm 1	Leq	21.2					-5.5			0.4			4.5			10.7			15.9			17.1			14.1			-4.1	
Back Up Alarm 1	CNEL	21.6					-5.1			1.1			5.3			11.5			16.2			18.0			13.2			-3.4	
Back Up Alarm 1	Leq	22.1					-4.6			1.6			5.8			12.0			16.7			18.5			13.7			-3.0	
Back Up Alarm 1	CNEL	22.2					-4.2			2.0			6.4			12.6			16.7			18.4			13.8			-2.0	
Back Up Alarm 1	Leq	22.7					-3.8			2.5			6.9			13.1			17.2			18.9			14.2			-1.5	
Back Up Alarm 1	CNEL	22.3					-4.1			2.3			6.6			12.9			16.9			18.5			13.9			-1.7	
Back Up Alarm 1	Leq	22.8					-3.6			2.7			7.1			13.3			17.3			19.0			14.3			-1.2	
Back Up Alarm 1	CNEL	22.4					-3.9			2.5			6.9			13.1			17.0			18.6			14.0			-1.4	
Back Up Alarm 1	Leq	22.9					-3.4			2.9			7.3			13.6			17.5			19.1			14.4			-0.9	
Back Up Alarm 1	CNEL	22.6					-3.7			2.7			7.1			13.3			17.1			18.7			14.1			-1.1	
Back Up Alarm 1	Leq	23.0					-3.2			3.2			7.6			13.8			17.6			19.2			14.6			-0.6	
Back Up Alarm 1	CNEL	21.7					-4.9			1.2			5.5			11.7			16.3			18.1			13.3			-3.2	
Back Up Alarm 1	Leq	22.2					-4.5			1.7			6.0			12.2			16.8			18.5			13.8			-2.7	
Back Up Alarm 1	CNEL	21.8					-4.8			1.4			5.7			11.9			16.4			18.2			13.4			-2.8	
Back Up Alarm 1	Leq	22.3					-4.3			1.9			6.2			12.4			16.9			18.6			13.9			-2.4	
Back Up Alarm 1	CNEL	22.0					-4.6			1.6			5.9			12.2			16.5			18.2			13.5			-2.5	
Back Up Alarm 1	Leq	22.4					-4.1			2.1			6.4			12.6			17.0			18.7			14.0			-2.0	
Back Up Alarm 1	CNEL	22.1					-4.4			1.8			6.2			12.4			16.6			18.3			13.6			-2.2	
Back Up Alarm 1	Leq	22.6					-3.9			2.3			6.6			12.9			17.1			18.8			14.1			-1.8	
Back Up Alarm 1	CNEL	-0.8					-16.9			-14.4			-10.0			-7.0			-7.1			-5.7			-17.8			-55.1	
Back Up Alarm 1	Leq	-0.3					-16.4			-13.9			-9.5			-6.5			-6.6			-5.2			-17.4			-54.6	
Back Up Alarm 1	CNEL	-0.8					-16.9			-14.4			-10.0			-7.0			-7.1			-5.7			-17.8			-55.1	

Duke Patterson Warehouse Contribution spectra - 001 - Duke Patterson Warehouse: Outdoor SP

23

Source	Time slice	Sum	25Hz	31.5Hz	40Hz	50Hz	63Hz	80Hz	100Hz	125Hz	160Hz	200Hz	250Hz	315Hz	400Hz	500Hz	630Hz	800Hz	1kHz	1.25kHz	1.6kHz	2kHz	2.5kHz	3.15kHz	4kHz	5kHz	6.3kHz	8kHz	10kHz
		dB(A)	dB(A)	dB(A)	dB(A)	dB(A)	dB(A)	dB(A)	dB(A)	dB(A)	dB(A)	dB(A)	dB(A)	dB(A)	dB(A)	dB(A)	dB(A)	dB(A)	dB(A)	dB(A)	dB(A)	dB(A)	dB(A)	dB(A)	dB(A)	dB(A)	dB(A)	dB(A)	dB(A)
Back Up Alarm 1	Leq	-0.3					-16.4			-13.9			-9.5			-6.5			-6.6			-5.2			-17.4			-54.6	
Back Up Alarm 1	CNEL	-0.8					-16.9			-14.4			-10.0			-7.0			-7.1			-5.7			-17.8			-55.1	
Back Up Alarm 1	Leq	-0.3					-16.4			-13.9			-9.5			-6.5			-6.6			-5.2			-17.4			-54.6	
Back Up Alarm 1	CNEL	-0.8					-16.9			-14.4			-10.0			-7.0			-7.1			-5.7			-17.8			-55.1	
Back Up Alarm 1	Leq	-0.3					-16.4			-13.9			-9.5			-6.5			-6.6			-5.2			-17.4			-54.6	
Back Up Alarm 1	CNEL	-0.8					-16.9			-14.4			-10.0			-7.0			-7.1			-5.7			-17.8			-55.1	
Back Up Alarm 1	Leq	-0.3					-16.4			-13.9			-9.5			-6.5			-6.6			-5.2			-17.4			-54.6	
Back Up Alarm 1	CNEL	-0.8					-16.9			-14.4			-10.0			-7.0			-7.1			-5.7			-17.8			-55.1	
Back Up Alarm 1	Leq	-0.3					-16.4			-13.9			-9.5			-6.5			-6.6			-5.2			-17.4			-54.6	
Back Up Alarm 1	CNEL	-0.8					-16.9			-14.5			-10.1			-7.1			-7.2			-5.7			-17.9			-55.5	
Back Up Alarm 1	Leq	-0.3					-16.4			-14.0			-9.6			-6.6			-6.7			-5.2			-17.5			-55.0	
Back Up Alarm 1	CNEL	-0.8					-16.9			-14.5			-10.1			-7.1			-7.2			-5.7			-17.9			-55.4	
Back Up Alarm 1	Leq	-0.3					-16.4			-14.0			-9.6			-6.6			-6.7			-5.2			-17.4			-55.0	
Back Up Alarm 1	CNEL	-0.8					-16.9			-14.5			-10.1			-7.1			-7.2			-5.7			-17.9			-55.4	
Back Up Alarm 1	Leq	-0.3					-16.4			-14.0			-9.6			-6.6			-6.7			-5.2			-17.4			-54.9	
Back Up Alarm 1	CNEL	-0.8					-16.9			-14.5			-10.1			-7.1			-7.2			-5.7			-17.9			-55.3	
Back Up Alarm 1	Leq	-0.3					-16.4			-14.0			-9.6			-6.6			-6.7			-5.2			-17.4			-54.8	
Back Up Alarm 1	CNEL	-0.8					-16.9			-14.5			-10.1			-7.1			-7.2			-5.7			-17.9			-55.3	
Back Up Alarm 1	Leq	-0.3					-16.4			-14.0			-9.6			-6.6			-6.7			-5.2			-17.4			-54.8	
Back Up Alarm 1	CNEL	-0.8					-16.9			-14.5			-10.1			-7.1			-7.2			-5.7			-17.9			-55.3	
Back Up Alarm 1	Leq	-0.3					-16.4			-14.0			-9.6			-6.6			-6.7			-5.2			-17.4			-54.8	
Back Up Alarm 1	CNEL	-0.8					-16.9			-14.5			-10.1			-7.1			-7.2			-5.7			-17.9			-55.3	
Back Up Alarm 1	Leq	-0.3					-16.4			-14.0			-9.6			-6.6			-6.7			-5.2			-17.4			-54.8	
Back Up Alarm 1	CNEL	-0.8					-16.9			-14.4			-10.0			-7.0			-7.1			-5.7			-17.9			-55.3	
Back Up Alarm 1	Leq	-0.3					-16.4			-13.9			-9.5			-6.5			-6.6			-5.2			-17.4			-54.9	
Back Up Alarm 1	CNEL	-0.8					-16.9			-14.4			-10.0			-7.0			-7.1			-5.7			-17.9			-55.4	
Back Up Alarm 1	Leq	-0.3					-16.4			-13.9			-9.5			-6.5			-6.6			-5.2			-17.4			-54.9	
Back Up Alarm 1	CNEL	-0.8					-16.9			-14.4			-10.0			-7.0			-7.1			-5.7			-17.9			-55.4	
Back Up Alarm 1	Leq	-0.3					-16.4			-13.9			-9.5			-6.5			-6.6			-5.2			-17.4			-54.9	
Back Up Alarm 1	CNEL	-0.8					-16.9			-14.4			-10.0			-7.0			-7.1			-5.7			-17.9			-55.4	
Back Up Alarm 1	Leq	-0.3					-16.4			-13.9			-9.5			-6.5			-6.6			-5.2			-17.4			-54.9	
Back Up Alarm 1	CNEL	-0.8					-16.9			-14.4			-10.0			-7.0			-7.1			-5.7			-17.9			-55.4	
Back Up Alarm 1	Leq	-0.3					-16.4			-13.9			-9.5			-6.5			-6.6			-5.2			-17.4			-54.9	
Back Up Alarm 1	CNEL	-0.8					-16.9			-14.4			-10.0			-7.0			-7.1			-5.7			-17.9			-55.4	
Back Up Alarm 1	Leq	-0.3					-16.4			-13.9			-9.5			-6.5			-6.6			-5.2			-17.4			-54.8	
Back Up Alarm 1	CNEL	-0.8					-16.9			-14.4			-10.0			-7.0			-7.1			-5.7			-17.9			-55.3	
Back Up Alarm 1	Leq	-0.3					-16.4			-13.9			-9.5			-6.5			-6.6			-5.2			-17.4			-54.8	
Back Up Alarm 1	CNEL	-0.8					-16.9			-14.4			-10.0			-7.0			-7.1			-5.7			-17.9			-55.3	
Back Up Alarm 1	Leq	-0.3					-16.4			-13.9			-9.5			-6.5			-6.6			-5.2			-17.4			-54.8	
Back Up Alarm 1	CNEL	-0.8					-16.9			-14.4			-10.0			-7.0			-7.1			-5.7			-17.9			-55.3	
Back Up Alarm 1	Leq	-0.3					-16.4			-13.9			-9.5			-6.5			-6.6			-5.2			-17.4			-54.6	
Back Up Alarm 1	CNEL	-0.8					-16.9			-14.4			-10.0			-7.0			-7.1			-5.7			-17.9			-55.2	
Back Up Alarm 1	Leq	-0.3					-16.4			-13.9			-9.5			-6.5			-6.6			-5.2			-17.4			-54.7	
Back Up Alarm 1	CNEL	-0.8					-16.9			-14.4			-10.0			-7.0			-7.1			-5.7			-17.9			-55.2	

Duke Patterson Warehouse Contribution spectra - 001 - Duke Patterson Warehouse: Outdoor SP

23

Source	Time slice	Sum	25Hz	31.5Hz	40Hz	50Hz	63Hz	80Hz	100Hz	125Hz	160Hz	200Hz	250Hz	315Hz	400Hz	500Hz	630Hz	800Hz	1kHz	1.25kHz	1.6kHz	2kHz	2.5kHz	3.15kHz	4kHz	5kHz	6.3kHz	8kHz	10kHz
		dB(A)	dB(A)	dB(A)	dB(A)	dB(A)	dB(A)	dB(A)	dB(A)	dB(A)	dB(A)	dB(A)	dB(A)	dB(A)	dB(A)	dB(A)	dB(A)	dB(A)	dB(A)	dB(A)	dB(A)	dB(A)	dB(A)	dB(A)	dB(A)	dB(A)	dB(A)	dB(A)	dB(A)
Back Up Alarm 1	Leq	-0.3					-16.4			-13.9			-9.5			-6.5			-6.6			-5.2			-17.4			-54.7	
Back Up Alarm 1	CNEL	-0.8					-16.9			-14.4			-10.0			-7.0			-7.1			-5.7			-17.9			-55.2	
Back Up Alarm 1	Leq	-0.3					-16.4			-13.9			-9.5			-6.5			-6.6			-5.2			-17.4			-54.7	
Back Up Alarm 1	CNEL	-0.8					-16.9			-14.4			-10.0			-7.0			-7.1			-5.7			-17.9			-55.2	
Back Up Alarm 1	Leq	-0.3					-16.4			-13.9			-9.5			-6.5			-6.6			-5.2			-17.4			-54.8	
Back Up Alarm 1	CNEL	-0.8					-16.9			-14.5			-10.1			-7.1			-7.2			-5.7			-18.0			-55.6	
Back Up Alarm 1	Leq	-0.3					-16.4			-14.0			-9.6			-6.6			-6.7			-5.2			-17.5			-55.1	
Back Up Alarm 1	CNEL	-0.8					-16.9			-14.5			-10.1			-7.1			-7.2			-5.7			-18.1			-56.4	
Back Up Alarm 1	Leq	-0.3					-16.5			-14.0			-9.6			-6.6			-6.7			-5.2			-17.6			-56.0	
Back Up Alarm 1	CNEL	-0.8					-16.9			-14.5			-10.1			-7.1			-7.2			-5.7			-18.1			-56.5	
Back Up Alarm 1	Leq	-0.3					-16.5			-14.0			-9.6			-6.6			-6.7			-5.2			-17.7			-56.1	
Back Up Alarm 1	CNEL	-0.8					-16.9			-14.5			-10.1			-7.1			-7.2			-5.7			-18.2			-56.7	
Back Up Alarm 1	Leq	-0.3					-16.5			-14.0			-9.6			-6.6			-6.7			-5.2			-17.7			-56.2	
Back Up Alarm 1	CNEL	-0.8					-16.9			-14.5			-10.1			-7.1			-7.2			-5.7			-18.1			-56.1	
Back Up Alarm 1	Leq	-0.3					-16.4			-14.0			-9.6			-6.6			-6.7			-5.2			-17.6			-55.7	
Back Up Alarm 1	CNEL	-0.8					-16.9			-14.5			-10.1			-7.1			-7.2			-5.7			-18.1			-56.2	
Back Up Alarm 1	Leq	-0.3					-16.4			-14.0			-9.6			-6.6			-6.7			-5.2			-17.6			-55.8	
Back Up Alarm 1	CNEL	-0.8					-16.9			-14.5			-10.1			-7.1			-7.2			-5.7			-18.1			-56.3	
Back Up Alarm 1	Leq	-0.3					-16.4			-14.0			-9.6			-6.6			-6.7			-5.2			-17.6			-55.9	
Back Up Alarm 1	CNEL	-0.8					-16.9			-14.5			-10.1			-7.1			-7.2			-5.7			-18.0			-55.8	
Back Up Alarm 1	Leq	-0.3					-16.4			-14.0			-9.6			-6.6			-6.7			-5.2			-17.5			-55.3	
Back Up Alarm 1	CNEL	-0.8					-16.9			-14.5			-10.1			-7.1			-7.2			-5.7			-18.0			-55.7	
Back Up Alarm 1	Leq	-0.3					-16.4			-14.0			-9.6			-6.6			-6.7			-5.2			-17.5			-55.2	
Back Up Alarm 1	CNEL	-0.8					-16.9			-14.5			-10.1			-7.1			-7.2			-5.7			-18.0			-55.6	
Back Up Alarm 1	Leq	-0.3					-16.4			-14.0			-9.6			-6.6			-6.7			-5.2			-17.5			-55.2	
Back Up Alarm 1	CNEL	-0.8					-16.9			-14.5			-10.1			-7.1			-7.2			-5.7			-18.0			-56.0	
Back Up Alarm 1	Leq	-0.3					-16.4			-14.0			-9.6			-6.6			-6.7			-5.2			-17.6			-55.6	
Back Up Alarm 1	CNEL	-0.8					-16.9			-14.5			-10.1			-7.1			-7.2			-5.7			-18.0			-56.0	
Back Up Alarm 1	Leq	-0.3					-16.4			-14.0			-9.6			-6.6			-6.7			-5.2			-17.5			-55.5	
Back Up Alarm 1	CNEL	-0.8					-16.9			-14.5			-10.1			-7.1			-7.2			-5.7			-18.0			-55.9	
Back Up Alarm 1	Leq	-0.3					-16.4			-14.0			-9.6			-6.6			-6.7			-5.2			-17.5			-55.4	
Back Up Alarm 2	CNEL	21.8					-7.6			-2.2			1.6			12.2			16.8			18.2			13.2			-6.9	
Back Up Alarm 2	Leq	22.3					-7.1			-1.7			2.1			12.7			17.2			18.7			13.7			-6.4	
Back Up Alarm 3	CNEL	21.9					-7.5			-2.1			1.7			12.2			16.8			18.2			13.2			-6.7	
Back Up Alarm 3	Leq	22.4					-7.0			-1.6			2.2			12.7			17.3			18.7			13.7			-6.2	
Back Up Alarm 4	CNEL	21.9					-7.3			-1.9			1.9			12.3			16.8			18.3			13.3			-6.4	

Duke Patterson Warehouse Contribution spectra - 001 - Duke Patterson Warehouse: Outdoor SP

23

Source	Time slice	Sum	25Hz	31.5Hz	40Hz	50Hz	63Hz	80Hz	100Hz	125Hz	160Hz	200Hz	250Hz	315Hz	400Hz	500Hz	630Hz	800Hz	1kHz	1.25kHz	1.6kHz	2kHz	2.5kHz	3.15kHz	4kHz	5kHz	6.3kHz	8kHz	10kHz
		dB(A)	dB(A)	dB(A)	dB(A)	dB(A)	dB(A)	dB(A)	dB(A)	dB(A)	dB(A)	dB(A)	dB(A)	dB(A)	dB(A)	dB(A)	dB(A)	dB(A)	dB(A)	dB(A)	dB(A)	dB(A)	dB(A)	dB(A)	dB(A)	dB(A)	dB(A)	dB(A)	dB(A)
Back Up Alarm 4	Leq	22.4					-6.9			-1.4			2.4			12.7			17.3			18.8			13.8				-6.0
Back Up Alarm 5	CNEL	21.1					-7.2			-1.7			2.0			10.5			15.9			17.4			13.4				-6.1
Back Up Alarm 5	Leq	21.6					-6.7			-1.2			2.5			11.0			16.4			17.9			13.9				-5.7
Back Up Alarm 6	CNEL	21.2					-7.0			-1.5			2.2			10.6			16.0			17.5			13.5				-5.8
Back Up Alarm 6	Leq	21.7					-6.6			-1.1			2.7			11.1			16.5			18.0			14.0				-5.3
Back Up Alarm 7	CNEL	20.7					-6.7			-1.2			2.5			10.9			15.5			17.0			12.6				-5.3
Back Up Alarm 7	Leq	21.2					-6.2			-0.7			2.9			11.4			15.9			17.5			13.1				-4.8
Back Up Alarm 8	CNEL	20.9					-6.6			-1.0			4.9			11.0			15.6			17.1			12.8				-4.9
Back Up Alarm 8	Leq	21.4					-6.1			-0.5			5.3			11.5			16.1			17.6			13.2				-4.4
Back Up Alarm 9	CNEL	21.1					-6.4			-0.8			5.0			11.2			15.7			17.3			13.0				-4.5
Back Up Alarm 9	Leq	21.6					-5.9			-0.3			5.5			11.7			16.2			17.8			13.5				-4.1
Back Up Alarm 10	CNEL	21.2					-6.2			-0.6			5.1			11.3			15.9			17.4			13.2				-4.2
Back Up Alarm 10	Leq	21.7					-5.7			-0.1			5.6			11.8			16.3			17.9			13.6				-3.7
Back Up Alarm 11	CNEL	21.4					-5.9			-0.4			5.3			11.5			16.0			17.6			13.4				-3.8
Back Up Alarm 11	Leq	21.9					-5.5			0.1			5.8			12.0			16.5			18.1			13.8				-3.3
Back Up Alarm 12	CNEL	21.5					-5.7			-0.2			5.4			11.6			16.1			17.7			13.6				-3.3
Back Up Alarm 12	Leq	22.0					-5.2			0.3			5.9			12.1			16.6			18.2			14.0				-2.9
Back Up Alarm 13	CNEL	21.7					-5.4			0.1			5.6			11.8			16.3			17.9			13.8				-3.0
Back Up Alarm 13	Leq	22.2					-5.0			0.6			6.0			12.2			16.8			18.4			14.2				-2.5
Back Up Alarm 14	CNEL	22.0					-5.9			-0.1			5.9			12.1			16.5			18.1			14.1				-2.3
Back Up Alarm 14	Leq	22.4					-5.4			0.4			6.3			12.5			17.0			18.6			14.6				-1.8
Back Up Alarm 15	CNEL	22.1					-5.7			0.1			6.0			12.2			16.6			18.2			14.3				-1.9
Back Up Alarm 15	Leq	22.6					-5.3			0.6			6.5			12.7			17.1			18.7			14.7				-1.5
Back Up Alarm 16	CNEL	22.2					-5.5			0.3			6.1			12.3			16.8			18.4			14.4				-1.6
Back Up Alarm 16	Leq	22.7					-5.1			0.8			6.6			12.8			17.2			18.9			14.9				-1.1
Back Up Alarm 17	CNEL	22.4					-5.3			0.5			6.3			12.5			16.9			18.5			14.6				-1.3
Back Up Alarm 17	Leq	22.9					-4.8			1.0			6.8			13.0			17.4			19.0			15.1				-0.8
Back Up Alarm 18	CNEL	22.5					-5.1			0.7			6.4			12.6			17.0			18.6			14.7				-0.6
Back Up Alarm 18	Leq	23.0					-4.6			1.2			6.9			13.1			17.5			19.1			15.2				-0.1
Back Up Alarm 19	CNEL	22.6					-4.8			1.0			6.5			12.7			17.1			18.8			14.9				-0.3
Back Up Alarm 19	Leq	23.1					-4.3			1.5			7.0			13.2			17.6			19.2			15.4				0.2
Back Up Alarm 20	CNEL	22.8					-4.4			1.4			6.7			12.9			17.3			18.9			15.1				0.0
Back Up Alarm 20	Leq	23.3					-3.9			1.8			7.2			13.4			17.8			19.4			15.5				0.4
Back Up Alarm 21	CNEL	22.9					-5.4			0.8			6.9			13.2			17.4			19.0			15.2				0.8
Back Up Alarm 21	Leq	23.4					-4.9			1.2			7.4			13.6			17.9			19.5			15.7				1.2
Back Up Alarm 22	CNEL	23.0					-5.3			0.9			7.1			13.3			17.5			19.1			15.3				0.9

Duke Patterson Warehouse Contribution spectra - 001 - Duke Patterson Warehouse: Outdoor SP

23

Source	Time slice	Sum	25Hz	31.5Hz	40Hz	50Hz	63Hz	80Hz	100Hz	125Hz	160Hz	200Hz	250Hz	315Hz	400Hz	500Hz	630Hz	800Hz	1kHz	1.25kHz	1.6kHz	2kHz	2.5kHz	3.15kHz	4kHz	5kHz	6.3kHz	8kHz	10kHz
		dB(A)	dB(A)	dB(A)	dB(A)	dB(A)	dB(A)	dB(A)	dB(A)	dB(A)	dB(A)	dB(A)	dB(A)	dB(A)	dB(A)	dB(A)	dB(A)	dB(A)	dB(A)	dB(A)	dB(A)	dB(A)	dB(A)	dB(A)	dB(A)	dB(A)	dB(A)	dB(A)	dB(A)
Back Up Alarm 22	Leq	23.5					-4.8			1.4			7.5			13.8			18.0			19.6			15.8			1.4	
Back Up Alarm 23	CNEL	23.1					-5.2			1.0			7.2			13.4			17.6			19.1			15.3			0.3	
Back Up Alarm 23	Leq	23.5					-4.7			1.5			7.7			13.9			18.0			19.6			15.8			0.8	
Back Up Alarm 24	CNEL	23.2					-3.7			2.1			7.3			13.5			17.8			19.3			15.4			0.5	
Back Up Alarm 24	Leq	23.7					-3.2			2.6			7.8			14.0			18.2			19.7			15.9			0.9	
Back Up Alarm 25	CNEL	23.3					-3.8			2.0			7.4			13.6			17.8			19.3			15.5			0.7	
Back Up Alarm 25	Leq	23.8					-3.3			2.5			7.9			14.1			18.3			19.8			16.0			1.1	
Back Up Alarm 26	CNEL	23.4					-3.9			2.0			7.5			13.8			17.9			19.4			15.6			0.8	
Back Up Alarm 26	Leq	23.8					-3.4			2.5			8.0			14.2			18.4			19.9			16.1			1.3	
Back Up Alarm 27	CNEL	23.4					-4.0			2.0			7.7			13.9			17.9			19.4			15.7			1.0	
Back Up Alarm 27	Leq	23.9					-3.5			2.5			8.1			14.3			18.4			19.9			16.2			1.5	
Back Up Alarm 28	CNEL	23.6					-3.6			2.3			7.8			14.1			18.1			19.6			15.8			1.4	
Back Up Alarm 28	Leq	24.1					-3.1			2.8			8.3			14.5			18.6			20.1			16.3			1.9	
Back Up Alarm 29	CNEL	23.7					-3.6			2.3			7.9			14.2			18.2			19.6			15.9			1.6	
Back Up Alarm 29	Leq	24.1					-3.2			2.8			8.4			14.6			18.6			20.1			16.4			2.0	
Back Up Alarm 30	CNEL	23.7					-3.6			2.4			8.0			14.2			18.2			19.7			16.0			1.7	
Back Up Alarm 30	Leq	24.2					-3.1			2.9			8.5			14.7			18.7			20.2			16.4			2.2	
Back Up Alarm 31	CNEL	23.8					-3.4			2.6			8.1			14.3			18.3			19.7			16.0			1.8	
Back Up Alarm 31	Leq	24.3					-2.9			3.0			8.6			14.8			18.8			20.2			16.5			2.3	
Back Up Alarm 32	CNEL	23.9					-3.1			2.8			8.2			14.4			18.4			19.8			16.1			1.9	
Back Up Alarm 32	Leq	24.3					-2.6			3.3			8.6			14.9			18.9			20.3			16.6			2.4	
Back Up Alarm 33	CNEL	23.9					-3.4			2.6			8.2			14.4			18.4			19.8			16.1			2.0	
Back Up Alarm 33	Leq	24.4					-2.9			3.1			8.7			14.9			18.9			20.3			16.6			2.5	
Back Up Alarm 34	CNEL	23.9					-4.4			2.0			8.3			14.5			18.3			19.8			16.1			2.1	
Back Up Alarm 34	Leq	24.3					-3.9			2.5			8.8			15.0			18.8			20.3			16.6			2.6	
Back Up Alarm 35	CNEL	24.1					-4.4			2.1			8.4			14.6			18.3			19.8			17.5			3.8	
Back Up Alarm 35	Leq	24.6					-3.9			2.6			8.8			15.1			18.8			20.2			18.0			4.2	
Back Up Alarm 36	CNEL	23.8					-4.4			2.0			8.4			14.6			18.0			19.2			17.3			2.4	
Back Up Alarm 36	Leq	24.3					-3.9			2.5			8.9			15.1			18.5			19.7			17.8			2.9	
Back Up Alarm 37	CNEL	23.5					-4.4			2.0			8.4			14.6			18.0			19.2			15.8			3.6	
Back Up Alarm 37	Leq	24.0					-3.9			2.5			8.9			15.1			18.5			19.7			16.3			4.0	
Back Up Alarm 38	CNEL	23.5					-4.4			2.0			8.4			14.6			18.0			19.2			15.8			3.6	
Back Up Alarm 38	Leq	24.0					-4.0			2.5			8.9			15.1			18.5			19.7			16.3			4.1	
Back Up Alarm 39	CNEL	23.6					-3.6			2.6			8.4			14.6			18.1			19.3			15.8			2.8	
Back Up Alarm 39	Leq	24.0					-3.1			3.0			8.9			15.1			18.6			19.7			16.3			3.3	
Back Up Alarm 40	CNEL	23.5					-3.9			2.3			8.4			14.6			18.1			19.2			15.8			1.6	

Duke Patterson Warehouse Contribution spectra - 001 - Duke Patterson Warehouse: Outdoor SP

23

Source	Time slice	Sum	25Hz	31.5Hz	40Hz	50Hz	63Hz	80Hz	100Hz	125Hz	160Hz	200Hz	250Hz	315Hz	400Hz	500Hz	630Hz	800Hz	1kHz	1.25kHz	1.6kHz	2kHz	2.5kHz	3.15kHz	4kHz	5kHz	6.3kHz	8kHz	10kHz
		dB(A)	dB(A)	dB(A)	dB(A)	dB(A)	dB(A)	dB(A)	dB(A)	dB(A)	dB(A)	dB(A)	dB(A)	dB(A)	dB(A)	dB(A)	dB(A)	dB(A)	dB(A)	dB(A)	dB(A)	dB(A)	dB(A)	dB(A)	dB(A)	dB(A)	dB(A)	dB(A)	dB(A)
Back Up Alarm 40	Leq	24.0					-3.4			2.8			8.9			15.1			18.5			19.7			16.3			2.1	
Back Up Alarm 41	CNEL	23.5					-4.1			2.2			8.4			14.6			18.0			19.2			15.8			1.6	
Back Up Alarm 41	Leq	24.0					-3.6			2.7			8.8			15.1			18.5			19.7			16.3			2.0	
Back Up Alarm 42	CNEL	23.5					-4.3			2.0			8.3			14.5			18.0			19.2			16.1			1.5	
Back Up Alarm 42	Leq	24.0					-3.8			2.5			8.8			15.0			18.5			19.6			16.6			1.9	
Back Up Alarm 43	CNEL	23.5					-4.4			1.9			8.2			14.5			17.9			19.1			16.1			0.8	
Back Up Alarm 43	Leq	23.9					-3.9			2.4			8.7			14.9			18.4			19.6			16.5			1.3	
Back Up Alarm 44	CNEL	23.4					-4.5			1.9			8.2			14.4			17.9			19.1			16.0			0.8	
Back Up Alarm 44	Leq	23.9					-4.0			2.4			8.7			14.9			18.4			19.6			16.5			1.3	
Back Up Alarm 45	CNEL	23.4					-4.6			1.8			8.1			14.3			17.9			19.1			16.0			0.8	
Back Up Alarm 45	Leq	23.9					-4.1			2.3			8.6			14.8			18.3			19.6			16.5			1.2	
Back Up Alarm 46	CNEL	23.3					-4.6			1.7			8.0			14.3			17.8			19.0			16.0			0.7	
Back Up Alarm 46	Leq	23.8					-4.2			2.2			8.5			14.7			18.3			19.5			16.5			1.1	
Back Up Alarm 47	CNEL	23.3					-4.7			1.6			8.0			14.2			17.8			19.0			15.9			0.5	
Back Up Alarm 47	Leq	23.8					-4.2			2.1			8.4			14.7			18.2			19.5			16.4			1.0	
Back Up Alarm 48	CNEL	23.2					-4.8			1.5			7.9			14.1			17.7			18.9			15.5			0.3	
Back Up Alarm 48	Leq	23.6					-4.3			2.0			8.4			14.6			18.2			19.4			16.0			0.8	
Back Up Alarm 50	CNEL	-7.6					-21.8			-20.1			-16.2			-13.5			-13.7			-13.8			-23.0			-58.5	
Back Up Alarm 50	Leq	-7.1					-21.3			-19.6			-15.8			-13.0			-13.2			-13.4			-22.5			-58.0	
Back Up Alarm 51	CNEL	-7.6					-21.8			-20.1			-16.2			-13.5			-13.7			-13.8			-22.9			-58.2	
Back Up Alarm 51	Leq	-7.1					-21.3			-19.6			-15.7			-13.0			-13.2			-13.3			-22.4			-57.8	
Back Up Alarm 52	CNEL	-7.5					-21.8			-20.1			-16.2			-13.5			-13.7			-13.7			-22.8			-58.0	
Back Up Alarm 52	Leq	-7.1					-21.3			-19.6			-15.7			-13.0			-13.2			-13.2			-22.3			-57.5	
Back Up Alarm 53	CNEL	-7.5					-21.7			-20.1			-16.2			-13.4			-13.7			-13.7			-22.7			-57.7	
Back Up Alarm 53	Leq	-7.0					-21.3			-19.6			-15.7			-13.0			-13.2			-13.2			-22.2			-57.3	
Back Up Alarm 54	CNEL	-7.5					-21.7			-20.0			-16.2			-13.4			-13.6			-13.6			-22.6			-57.5	
Back Up Alarm 54	Leq	-7.0					-21.2			-19.6			-15.7			-12.9			-13.2			-13.1			-22.2			-57.0	
Back Up Alarm 55	CNEL	-7.4					-21.7			-20.0			-16.1			-13.4			-13.6			-13.5			-22.5			-57.1	
Back Up Alarm 55	Leq	-6.9					-21.2			-19.5			-15.6			-12.9			-13.1			-13.0			-22.0			-56.6	
Back Up Alarm 56	CNEL	-7.4					-21.7			-20.0			-16.1			-13.4			-13.6			-13.5			-22.4			-56.8	
Back Up Alarm 56	Leq	-6.9					-21.2			-19.5			-15.6			-12.9			-13.1			-13.0			-21.9			-56.4	
Back Up Alarm 57	CNEL	-7.4					-21.7			-20.0			-16.1			-13.3			-13.6			-13.4			-22.3			-56.6	
Back Up Alarm 57	Leq	-6.9					-21.2			-19.5			-15.6			-12.9			-13.1			-12.9			-21.8			-56.1	
Back Up Alarm 58	CNEL	-7.3					-21.6			-19.9			-16.1			-13.3			-13.5			-13.4			-22.2			-56.4	
Back Up Alarm 58	Leq	-6.9					-21.2			-19.5			-15.6			-12.8			-13.1			-12.9			-21.7			-55.9	
Back Up Alarm 59	CNEL	-7.3					-21.6			-19.9			-16.0			-13.3			-13.5			-13.3			-22.1			-56.2	

Duke Patterson Warehouse Contribution spectra - 001 - Duke Patterson Warehouse: Outdoor SP

23

Source	Time slice	Sum	25Hz	31.5Hz	40Hz	50Hz	63Hz	80Hz	100Hz	125Hz	160Hz	200Hz	250Hz	315Hz	400Hz	500Hz	630Hz	800Hz	1kHz	1.25kHz	1.6kHz	2kHz	2.5kHz	3.15kHz	4kHz	5kHz	6.3kHz	8kHz	10kHz
		dB(A)	dB(A)	dB(A)	dB(A)	dB(A)	dB(A)	dB(A)	dB(A)	dB(A)	dB(A)	dB(A)	dB(A)	dB(A)	dB(A)	dB(A)	dB(A)	dB(A)	dB(A)	dB(A)	dB(A)	dB(A)	dB(A)	dB(A)	dB(A)	dB(A)	dB(A)	dB(A)	dB(A)
Back Up Alarm 59	Leq	-6.8					-21.1			-19.4			-15.6			-12.8			-13.0			-12.8			-21.6			-55.7	
Back Up Alarm 60	CNEL	-7.3					-21.6			-19.9			-16.0			-13.3			-13.5			-13.3			-22.0			-56.0	
Back Up Alarm 60	Leq	-6.8					-21.1			-19.4			-15.6			-12.8			-13.0			-12.8			-21.5			-55.5	
Back Up Alarm 61	CNEL	-7.3					-21.6			-19.9			-16.0			-13.3			-13.5			-13.2			-22.0			-55.8	
Back Up Alarm 61	Leq	-6.8					-21.1			-19.4			-15.5			-12.8			-13.0			-12.7			-21.5			-55.3	
Back Up Alarm 62	CNEL	-7.2					-21.6			-19.9			-16.0			-13.2			-13.4			-13.1			-21.8			-55.4	
Back Up Alarm 62	Leq	-6.7					-21.1			-19.4			-15.5			-12.7			-13.0			-12.7			-21.3			-54.9	
Back Up Alarm 63	CNEL	-7.2					-21.5			-19.8			-16.0			-13.2			-13.4			-13.1			-21.7			-55.2	
Back Up Alarm 63	Leq	-6.7					-21.1			-19.4			-15.5			-12.7			-12.9			-12.6			-21.2			-54.7	
Back Up Alarm 64	CNEL	-7.1					-21.5			-19.8			-15.9			-13.2			-13.4			-13.1			-21.7			-55.1	
Back Up Alarm 64	Leq	-6.7					-21.1			-19.3			-15.5			-12.7			-12.9			-12.6			-21.2			-54.6	
Back Up Alarm 65	CNEL	-7.1					-21.5			-19.8			-15.9			-13.2			-13.4			-13.0			-21.6			-54.9	
Back Up Alarm 65	Leq	-6.6					-21.0			-19.3			-15.4			-12.7			-12.9			-12.5			-21.1			-54.4	
Back Up Alarm 66	CNEL	-7.1					-21.5			-19.8			-15.9			-13.2			-13.4			-13.0			-21.5			-54.7	
Back Up Alarm 66	Leq	-6.6					-21.0			-19.3			-15.4			-12.7			-12.9			-12.5			-21.0			-54.2	
Back Up Alarm 67	CNEL	-7.1					-21.5			-19.8			-15.9			-13.1			-13.3			-12.9			-21.5			-54.5	
Back Up Alarm 67	Leq	-6.6					-21.0			-19.3			-15.4			-12.7			-12.9			-12.5			-21.0			-54.1	
Back Up Alarm 68	CNEL	-7.1					-21.5			-19.8			-15.9			-13.1			-13.3			-12.9			-21.4			-54.4	
Back Up Alarm 68	Leq	-6.6					-21.0			-19.3			-15.4			-12.6			-12.8			-12.4			-20.9			-53.9	
Back Up Alarm 69	CNEL	-7.0					-21.4			-19.7			-15.9			-13.1			-13.3			-12.8			-21.3			-54.1	
Back Up Alarm 69	Leq	-6.5					-21.0			-19.3			-15.4			-12.6			-12.8			-12.4			-20.8			-53.6	
Back Up Alarm 70	CNEL	-7.0					-21.4			-19.7			-15.8			-13.1			-13.3			-12.8			-21.2			-53.9	
Back Up Alarm 70	Leq	-6.5					-21.0			-19.2			-15.4			-12.6			-12.8			-12.3			-20.7			-53.5	
Back Up Alarm 71	CNEL	-7.0					-21.4			-19.7			-15.8			-13.1			-13.3			-12.8			-21.2			-53.8	
Back Up Alarm 71	Leq	-6.5					-20.9			-19.2			-15.3			-12.6			-12.8			-12.3			-20.7			-53.3	
Back Up Alarm 72	CNEL	-6.9					-21.4			-19.7			-15.8			-13.1			-13.3			-12.7			-21.1			-53.7	
Back Up Alarm 72	Leq	-6.5					-20.9			-19.2			-15.3			-12.6			-12.8			-12.3			-20.6			-53.2	
Back Up Alarm 73	CNEL	-6.9					-21.4			-19.7			-15.8			-13.0			-13.2			-12.7			-21.1			-53.5	
Back Up Alarm 73	Leq	-6.4					-20.9			-19.2			-15.3			-12.6			-12.8			-12.2			-20.6			-53.1	
Back Up Alarm 74	CNEL	-6.9					-21.4			-19.7			-15.8			-13.0			-13.2			-12.7			-21.0			-53.4	
Back Up Alarm 74	Leq	-6.4					-20.9			-19.2			-15.3			-12.5			-12.7			-12.2			-20.5			-52.9	
Back Up Alarm 75	CNEL	-6.9					-21.4			-19.7			-15.8			-13.0			-13.2			-12.7			-21.0			-53.3	
Back Up Alarm 75	Leq	-6.4					-20.9			-19.2			-15.3			-12.5			-12.7			-12.2			-20.5			-52.8	
Back Up Alarm 76	CNEL	-6.9					-21.4			-19.6			-15.8			-13.0			-13.2			-12.6			-20.9			-53.1	
Back Up Alarm 76	Leq	-6.4					-20.9			-19.2			-15.3			-12.5			-12.7			-12.1			-20.4			-52.6	
Back Up Alarm 77	CNEL	-6.8					-21.3			-19.6			-15.7			-13.0			-13.2			-12.6			-20.8			-53.0	

Duke Patterson Warehouse Contribution spectra - 001 - Duke Patterson Warehouse: Outdoor SP

23

Source	Time slice	Sum	25Hz	31.5Hz	40Hz	50Hz	63Hz	80Hz	100Hz	125Hz	160Hz	200Hz	250Hz	315Hz	400Hz	500Hz	630Hz	800Hz	1kHz	1.25kHz	1.6kHz	2kHz	2.5kHz	3.15kHz	4kHz	5kHz	6.3kHz	8kHz	10kHz
		dB(A)	dB(A)	dB(A)	dB(A)	dB(A)	dB(A)	dB(A)	dB(A)	dB(A)	dB(A)	dB(A)	dB(A)	dB(A)	dB(A)	dB(A)	dB(A)	dB(A)	dB(A)	dB(A)	dB(A)	dB(A)	dB(A)	dB(A)	dB(A)	dB(A)	dB(A)	dB(A)	dB(A)
Back Up Alarm 77	Leq	-6.4					-20.9			-19.1			-15.3			-12.5			-12.7			-12.1			-20.4			-52.5	
Back Up Alarm 78	CNEL	-6.8					-21.3			-19.6			-15.7			-13.0			-13.2			-12.6			-20.8			-52.9	
Back Up Alarm 78	Leq	-6.3					-20.9			-19.1			-15.3			-12.5			-12.7			-12.1			-20.3			-52.4	
Back Up Alarm 79	CNEL	-6.8					-21.3			-19.6			-15.7			-13.0			-13.1			-12.5			-20.8			-52.8	
Back Up Alarm 79	Leq	-6.3					-20.8			-19.1			-15.2			-12.5			-12.7			-12.1			-20.3			-52.4	
Back Up Alarm 80	CNEL	-6.8					-21.3			-19.6			-15.7			-13.0			-13.1			-12.5			-20.7			-52.8	
Back Up Alarm 80	Leq	-6.3					-20.8			-19.1			-15.2			-12.5			-12.7			-12.0			-20.3			-52.3	
Back Up Alarm 81	CNEL	-6.8					-21.3			-19.6			-15.7			-12.9			-13.1			-12.5			-20.7			-52.7	
Back Up Alarm 81	Leq	-6.3					-20.8			-19.1			-15.2			-12.5			-12.6			-12.0			-20.2			-52.2	
Back Up Alarm 82	CNEL	-6.8					-21.3			-19.6			-15.7			-12.9			-13.1			-12.5			-20.7			-52.6	
Back Up Alarm 82	Leq	-6.3					-20.8			-19.1			-15.2			-12.5			-12.6			-12.0			-20.2			-52.1	
Back Up Alarm 83	CNEL	-6.8					-21.3			-19.6			-15.7			-12.9			-13.1			-12.5			-20.6			-52.5	
Back Up Alarm 83	Leq	-6.3					-20.8			-19.1			-15.2			-12.4			-12.6			-12.0			-20.2			-52.0	
Back Up Alarm 84	CNEL	-6.7					-21.3			-19.6			-15.7			-12.9			-13.1			-12.4			-20.6			-52.5	
Back Up Alarm 84	Leq	-6.3					-20.8			-19.1			-15.2			-12.4			-12.6			-12.0			-20.1			-52.0	
Back Up Alarm 85	CNEL	-6.7					-21.3			-19.5			-15.7			-12.9			-13.1			-12.4			-20.6			-52.4	
Back Up Alarm 85	Leq	-6.3					-20.8			-19.1			-15.2			-12.4			-12.6			-12.0			-20.1			-51.9	
Back Up Alarm 86	CNEL	-6.7					-21.3			-19.5			-15.7			-12.9			-13.1			-12.4			-20.6			-52.4	
Back Up Alarm 86	Leq	-6.2					-20.8			-19.1			-15.2			-12.4			-12.6			-11.9			-20.1			-51.9	
Back Up Alarm 87	CNEL	-6.7					-21.3			-19.5			-15.7			-12.9			-13.0			-12.4			-20.6			-52.3	
Back Up Alarm 87	Leq	-6.2					-20.8			-19.1			-15.2			-12.4			-12.6			-11.9			-20.1			-51.9	
Back Up Alarm 88	CNEL	-6.7					-21.3			-19.5			-15.7			-12.9			-13.0			-12.4			-20.6			-52.3	
Back Up Alarm 88	Leq	-6.2					-20.8			-19.1			-15.2			-12.4			-12.6			-11.9			-20.1			-51.8	
Back Up Alarm 89	CNEL	-6.7					-21.2			-19.5			-15.6			-12.9			-13.0			-12.4			-20.6			-52.3	
Back Up Alarm 89	Leq	-6.2					-20.8			-19.0			-15.2			-12.4			-12.6			-11.9			-20.1			-51.8	
Back Up Alarm 90	CNEL	-6.7					-21.2			-19.5			-15.6			-12.9			-13.0			-12.4			-20.6			-52.3	
Back Up Alarm 90	Leq	-6.2					-20.8			-19.0			-15.2			-12.4			-12.6			-11.9			-20.1			-51.8	
Back Up Alarm 91	CNEL	-6.7					-21.2			-19.5			-15.6			-12.9			-13.0			-12.4			-20.6			-52.3	
Back Up Alarm 91	Leq	-6.2					-20.8			-19.0			-15.2			-12.4			-12.6			-11.9			-20.1			-51.8	
Back Up Alarm 92	CNEL	-6.7					-21.2			-19.5			-15.6			-12.9			-13.0			-12.4			-20.6			-52.3	
Back Up Alarm 92	Leq	-6.2					-20.8			-19.0			-15.2			-12.4			-12.6			-11.9			-20.1			-51.8	
Back Up Alarm 93	CNEL	-6.7					-21.2			-19.5			-15.6			-12.9			-13.0			-12.4			-20.6			-52.3	
Back Up Alarm 93	Leq	-6.2					-20.7			-19.0			-15.2			-12.4			-12.6			-11.9			-20.1			-51.8	
Back Up Alarm 94	CNEL	-6.7					-21.2			-19.5			-15.6			-12.9			-13.0			-12.4			-20.6			-52.3	
Back Up Alarm 94	Leq	-6.2					-20.7			-19.0			-15.2			-12.4			-12.6			-11.9			-20.1			-51.9	
Back Up Alarm 95	CNEL	-6.7					-21.2			-19.5			-15.6			-12.9			-13.0			-12.4			-20.6			-52.4	

Duke Patterson Warehouse Contribution spectra - 001 - Duke Patterson Warehouse: Outdoor SP

23

Source	Time slice	Sum	25Hz	31.5Hz	40Hz	50Hz	63Hz	80Hz	100Hz	125Hz	160Hz	200Hz	250Hz	315Hz	400Hz	500Hz	630Hz	800Hz	1kHz	1.25kHz	1.6kHz	2kHz	2.5kHz	3.15kHz	4kHz	5kHz	6.3kHz	8kHz	10kHz
		dB(A)	dB(A)	dB(A)	dB(A)	dB(A)	dB(A)	dB(A)	dB(A)	dB(A)	dB(A)	dB(A)	dB(A)	dB(A)	dB(A)	dB(A)	dB(A)	dB(A)	dB(A)	dB(A)	dB(A)	dB(A)	dB(A)	dB(A)	dB(A)	dB(A)	dB(A)	dB(A)	dB(A)
Back Up Alarm 95	Leq	-6.2					-20.7			-19.0			-15.2			-12.4			-12.6			-11.9			-20.1			-51.9	
Back Up Alarm 96	CNEL	-6.7					-21.2			-19.5			-15.6			-12.9			-13.0			-12.4			-20.6			-52.4	
Back Up Alarm 96	Leq	-6.2					-20.7			-19.0			-15.2			-12.4			-12.6			-11.9			-20.1			-51.9	
Back Up Alarm 97	CNEL	-6.7					-21.2			-19.5			-15.6			-12.9			-13.0			-12.4			-20.6			-52.5	
Back Up Alarm 97	Leq	-6.2					-20.7			-19.0			-15.2			-12.4			-12.6			-12.0			-20.1			-52.0	
Back Up Alarm 98	CNEL	-6.7					-21.2			-19.5			-15.6			-12.9			-13.0			-12.5			-20.6			-52.5	
Back Up Alarm 98	Leq	-6.2					-20.7			-19.0			-15.2			-12.4			-12.6			-12.0			-20.2			-52.0	
Back Up Alarm 99	CNEL	-6.7					-21.2			-19.5			-15.6			-12.9			-13.0			-12.5			-20.7			-52.6	
Back Up Alarm 99	Leq	-6.2					-20.7			-19.0			-15.2			-12.4			-12.6			-12.0			-20.2			-52.1	
Back Up Alarm 100	CNEL	-6.7					-21.2			-19.5			-15.6			-12.9			-13.0			-12.5			-20.7			-52.7	
Back Up Alarm 100	Leq	-6.2					-20.7			-19.0			-15.2			-12.4			-12.6			-12.0			-20.2			-52.2	
Back Up Alarm 101	CNEL	-6.7					-21.2			-19.5			-15.6			-12.9			-13.0			-12.5			-20.7			-52.7	
Back Up Alarm 101	Leq	-6.3					-20.7			-19.0			-15.2			-12.4			-12.6			-12.0			-20.2			-52.2	
Back Up Alarm 102	CNEL	-6.7					-21.2			-19.5			-15.6			-12.9			-13.0			-12.5			-20.8			-52.8	
Back Up Alarm 102	Leq	-6.3					-20.7			-19.0			-15.2			-12.4			-12.6			-12.0			-20.3			-52.3	
Back Up Alarm 103	CNEL	-6.7					-21.2			-19.5			-15.6			-12.9			-13.0			-12.5			-20.8			-52.9	
Back Up Alarm 103	Leq	-6.3					-20.7			-19.0			-15.2			-12.4			-12.6			-12.0			-20.3			-52.4	
Back Up Alarm 104	CNEL	-6.8					-21.2			-19.5			-15.7			-12.9			-13.0			-12.6			-20.9			-53.1	
Back Up Alarm 104	Leq	-6.3					-20.7			-19.0			-15.2			-12.4			-12.6			-12.1			-20.4			-52.6	
Back Up Alarm 105	CNEL	-6.8					-21.2			-19.5			-15.7			-12.9			-13.0			-12.6			-20.9			-53.1	
Back Up Alarm 105	Leq	-6.3					-20.7			-19.0			-15.2			-12.4			-12.6			-12.1			-20.4			-52.7	
Back Up Alarm 106	CNEL	-6.8					-21.2			-19.5			-15.7			-12.9			-13.0			-12.6			-20.9			-53.2	
Back Up Alarm 106	Leq	-6.3					-20.7			-19.0			-15.2			-12.4			-12.6			-12.1			-20.4			-52.8	
Back Up Alarm 107	CNEL	-6.8					-21.2			-19.5			-15.7			-12.9			-13.0			-12.6			-21.0			-53.4	
Back Up Alarm 107	Leq	-6.3					-20.7			-19.0			-15.2			-12.4			-12.6			-12.1			-20.5			-52.9	
Back Up Alarm 108	CNEL	-6.8					-21.2			-19.5			-15.7			-12.9			-13.0			-12.7			-21.0			-53.5	
Back Up Alarm 108	Leq	-6.3					-20.7			-19.0			-15.2			-12.4			-12.6			-12.2			-20.5			-53.0	
Back Up Alarm 109	CNEL	-6.8					-21.2			-19.5			-15.7			-12.9			-13.0			-12.7			-21.1			-53.6	
Back Up Alarm 109	Leq	-6.3					-20.7			-19.0			-15.2			-12.4			-12.6			-12.2			-20.6			-53.1	
Back Up Alarm 110	CNEL	-6.8					-21.2			-19.5			-15.7			-12.9			-13.0			-12.7			-21.1			-53.7	
Back Up Alarm 110	Leq	-6.3					-20.7			-19.0			-15.2			-12.4			-12.6			-12.2			-20.6			-53.2	
Back Up Alarm 111	CNEL	-6.8					-21.2			-19.5			-15.7			-12.9			-13.0			-12.7			-21.2			-54.0	
Back Up Alarm 111	Leq	-6.4					-20.7			-19.0			-15.2			-12.5			-12.6			-12.3			-20.7			-53.5	
Back Up Alarm 112	CNEL	-6.8					-21.2			-19.5			-15.7			-12.9			-13.0			-12.8			-21.3			-54.1	
Back Up Alarm 112	Leq	-6.4					-20.7			-19.0			-15.2			-12.5			-12.6			-12.3			-20.8			-53.6	
HVAC 1	CNEL	17.0	-32.0	-26.1	-22.1	-9.1	-4.2	-10.2	-2.3	-45.3	-1.4	0.6	0.5	2.4	3.3	4.2	8.1	9.7	5.5	7.1	7.9	5.2	4.9	0.1	-1.7	-8.0	-14.5	-29.1	-48.0

Duke Patterson Warehouse Contribution spectra - 001 - Duke Patterson Warehouse: Outdoor SP

23

Source	Time slice	Sum	25Hz	31.5Hz	40Hz	50Hz	63Hz	80Hz	100Hz	125Hz	160Hz	200Hz	250Hz	315Hz	400Hz	500Hz	630Hz	800Hz	1kHz	1.25kHz	1.6kHz	2kHz	2.5kHz	3.15kHz	4kHz	5kHz	6.3kHz	8kHz	10kHz
		dB(A)	dB(A)	dB(A)	dB(A)	dB(A)	dB(A)	dB(A)	dB(A)	dB(A)	dB(A)	dB(A)	dB(A)	dB(A)	dB(A)	dB(A)	dB(A)	dB(A)	dB(A)	dB(A)	dB(A)	dB(A)	dB(A)	dB(A)	dB(A)	dB(A)	dB(A)	dB(A)	dB(A)
HVAC 1	Leq	10.3	-38.7	-32.7	-28.8	-15.8	-10.8	-16.9	-8.9	-52.0	-8.0	-6.1	-6.2	-4.3	-3.4	-2.5	1.4	3.0	-1.2	0.4	1.3	-1.5	-1.7	-6.6	-8.4	-14.7	-21.2	-35.8	-54.7
HVAC 1	CNEL	17.8	-31.2	-25.3	-21.3	-8.3	-3.4	-9.4	-1.5	-44.5	-0.6	1.3	1.3	3.2	4.1	5.0	8.8	10.5	6.2	7.9	8.7	6.0	5.8	1.1	-0.6	-6.6	-12.6	-26.4	-44.2
HVAC 1	Leq	11.1	-37.9	-31.9	-28.0	-15.0	-10.1	-16.1	-8.1	-51.2	-7.2	-5.3	-5.4	-3.5	-2.6	-1.7	2.2	3.8	-0.4	1.2	2.1	-0.7	-0.8	-5.6	-7.2	-13.2	-19.2	-33.1	-50.9
HVAC 1	CNEL	13.5	-34.5	-28.6	-24.6	-11.7	-6.7	-12.7	-5.6	-48.6	-4.7	-2.8	-2.9	-1.0	-0.1	0.8	4.6	6.5	2.2	3.8	4.5	1.4	0.7	-4.8	-7.8	-15.8	-25.1	-43.1	-68.5
HVAC 1	Leq	6.8	-41.2	-35.2	-31.3	-18.3	-13.4	-19.4	-12.2	-55.3	-11.4	-9.5	-9.6	-7.7	-6.8	-5.9	-2.1	-0.1	-4.5	-2.9	-2.2	-5.3	-5.9	-11.5	-14.4	-22.5	-31.7	-49.8	-75.1
HVAC 1	CNEL	13.6	-34.4	-28.5	-24.5	-11.5	-6.6	-12.6	-5.4	-48.5	-4.5	-2.6	-2.7	-0.8	0.1	0.9	4.8	6.7	2.4	3.9	4.6	1.5	0.9	-4.6	-7.5	-15.5	-24.6	-42.4	-67.4
HVAC 1	Leq	7.0	-41.1	-35.1	-31.2	-18.2	-13.3	-19.3	-12.1	-55.1	-11.2	-9.3	-9.4	-7.5	-6.6	-5.7	-1.9	0.0	-4.3	-2.8	-2.1	-5.1	-5.8	-11.3	-14.2	-22.2	-31.2	-49.1	-74.1
HVAC 1	CNEL	14.9	-33.6	-27.6	-23.7	-10.7	-5.7	-11.8	-4.2	-47.3	-3.3	-1.4	-1.5	0.4	1.3	2.2	6.0	7.8	3.5	5.1	5.8	2.9	2.4	-2.8	-5.3	-12.5	-20.5	-37.4	-59.7
HVAC 1	Leq	8.2	-40.2	-34.3	-30.3	-17.4	-12.4	-18.5	-10.9	-53.9	-10.0	-8.1	-8.2	-6.3	-5.4	-4.5	-0.7	1.1	-3.2	-1.6	-0.8	-3.8	-4.2	-9.5	-11.9	-19.2	-27.2	-44.1	-66.4
HVAC 1	CNEL	15.1	-33.4	-27.5	-23.5	-10.6	-5.6	-11.7	-4.1	-47.1	-3.2	-1.3	-1.4	0.6	1.5	2.3	6.2	8.0	3.7	5.3	6.1	3.2	2.8	-2.4	-4.7	-11.9	-19.7	-36.4	-58.3
HVAC 1	Leq	8.4	-40.1	-34.1	-30.2	-17.2	-12.3	-18.3	-10.7	-53.8	-9.9	-7.9	-8.0	-6.1	-5.2	-4.3	-0.5	1.3	-3.0	-1.3	-0.6	-3.5	-3.9	-9.1	-11.4	-18.6	-26.4	-43.1	-65.0
HVAC 1	CNEL	15.4	-33.2	-27.3	-23.3	-10.4	-5.4	-11.5	-3.8	-46.8	-2.9	-1.0	-1.1	0.9	1.8	2.6	6.5	8.2	4.0	5.6	6.4	3.5	3.1	-2.1	-4.3	-11.4	-18.9	-35.3	-56.7
HVAC 1	Leq	8.7	-39.9	-34.0	-30.0	-17.1	-12.1	-18.1	-10.4	-53.5	-9.6	-7.6	-7.7	-5.8	-4.9	-4.0	-0.2	1.6	-2.7	-1.1	-0.3	-3.2	-3.6	-8.7	-11.0	-18.0	-25.6	-41.9	-63.3
HVAC 1	CNEL	16.1	-32.8	-26.8	-22.9	-9.9	-4.9	-11.0	-3.0	-46.1	-2.1	-0.2	-0.3	1.6	2.5	3.4	7.3	8.9	4.7	6.3	7.1	4.2	4.0	-1.0	-3.1	-9.7	-16.8	-32.2	-52.3
HVAC 1	Leq	9.4	-39.4	-33.5	-29.5	-16.6	-11.6	-17.6	-9.7	-52.8	-8.8	-6.9	-7.0	-5.1	-4.2	-3.3	0.6	2.2	-2.0	-0.4	0.4	-2.4	-2.7	-7.7	-9.8	-16.4	-23.4	-38.9	-59.0
HVAC 1	CNEL	17.3	-31.6	-25.7	-21.7	-8.8	-3.8	-9.9	-1.9	-45.0	-1.1	0.8	0.8	2.7	3.6	4.5	8.4	10.0	5.8	7.4	8.3	5.5	5.4	0.6	-1.2	-7.3	-13.6	-27.9	-46.4
HVAC 1	Leq	10.6	-38.3	-32.3	-28.4	-15.5	-10.5	-16.6	-8.6	-51.7	-7.7	-5.8	-5.9	-4.0	-3.1	-2.2	1.7	3.4	-0.9	0.8	1.6	-1.1	-1.3	-6.1	-7.8	-14.0	-20.3	-34.6	-53.1
HVAC 1	CNEL	16.5	-32.3	-26.4	-22.5	-9.5	-4.6	-10.6	-2.7	-45.7	-1.8	0.1	0.1	2.0	2.9	3.8	7.6	9.3	5.1	6.7	7.6	4.8	4.5	-0.4	-2.3	-8.7	-15.5	-30.5	-50.0
HVAC 1	Leq	9.9	-39.0	-33.1	-29.1	-16.2	-11.2	-17.3	-9.3	-52.4	-8.5	-6.5	-6.6	-4.7	-3.8	-2.9	1.0	2.6	-1.6	0.0	0.9	-1.9	-2.1	-7.0	-8.9	-15.4	-22.1	-37.2	-56.7
HVAC 1	CNEL	15.8	-32.9	-27.0	-23.0	-10.0	-5.1	-11.1	-3.2	-46.3	-2.3	-0.4	-0.5	1.4	2.3	3.2	7.0	8.7	4.4	6.0	6.8	3.9	3.5	-1.6	-3.7	-10.5	-17.7	-33.5	-54.0
HVAC 1	Leq	9.2	-39.6	-33.6	-29.7	-16.7	-11.7	-17.8	-9.9	-52.9	-9.0	-7.1	-7.2	-5.3	-4.4	-3.5	0.3	2.0	-2.3	-0.7	0.1	-2.8	-3.2	-8.2	-10.4	-17.2	-24.4	-40.1	-60.6
HVAC 1	CNEL	16.7	-32.1	-26.2	-22.2	-9.3	-4.3	-10.3	-2.4	-45.4	-1.5	0.4	0.3	2.2	3.1	4.0	7.9	9.5	5.2	6.8	7.6	4.8	4.5	-0.4	-2.3	-8.7	-15.4	-30.2	-49.3
HVAC 1	Leq	10.0	-38.8	-32.9	-28.9	-15.9	-11.0	-17.0	-9.1	-52.1	-8.2	-6.2	-6.3	-4.4	-3.5	-2.7	1.2	2.8	-1.4	0.2	1.0	-1.9	-2.1	-7.1	-9.0	-15.4	-22.0	-36.8	-56.0
HVAC 1	CNEL	18.2	-30.8	-24.8	-20.8	-7.9	-2.9	-8.9	-1.0	-44.0	-0.1	1.8	1.8	3.7	4.6	5.4	9.3	10.9	6.7	8.3	9.1	6.4	6.2	1.5	0.0	-5.9	-11.6	-25.1	-42.3
HVAC 1	Leq	11.5	-37.4	-31.5	-27.5	-14.5	-9.6	-15.6	-7.7	-50.7	-6.8	-4.8	-4.9	-3.0	-2.1	-1.2	2.6	4.3	0.0	1.6	2.5	-0.3	-0.4	-5.1	-6.7	-12.6	-18.3	-31.8	-48.9
HVAC 1	CNEL	17.3	-31.6	-25.7	-21.7	-8.7	-3.8	-9.8	-1.9	-44.9	-1.0	1.0	0.9	2.8	3.7	4.6	8.4	10.1	5.8	7.5	8.3	5.5	5.3	0.5	-1.3	-7.4	-13.7	-27.9	-46.3
HVAC 1	Leq	10.7	-38.3	-32.3	-28.4	-15.4	-10.4	-16.5	-8.5	-51.6	-7.6	-5.7	-5.8	-3.9	-3.0	-2.1	1.8	3.4	-0.8	0.8	1.6	-1.2	-1.4	-6.2	-7.9	-14.1	-20.4	-34.6	-52.9
HVAC 1	CNEL	17.7	-31.3	-25.3	-21.3	-8.4	-3.4	-9.4	-1.5	-44.5	-0.6	1.3	1.3	3.2	4.1	4.9	8.8	10.4	6.1	7.8	8.6	5.8	5.6	0.8	-0.9	-6.9	-13.0	-26.9	-44.7
HVAC 1	Leq	11.0	-37.9	-32.0	-28.0	-15.0	-10.1	-16.1	-8.1	-51.2	-7.3	-5.3	-5.4	-3.5	-2.6	-1.7	2.1	3.7	-0.5	1.1	1.9	-0.9	-1.1	-5.9	-7.6	-13.6	-19.6	-33.6	-51.4
HVAC 1	CNEL	14.2	-34.1	-28.1	-24.1	-11.2	-6.2	-12.3	-4.9	-48.0	-4.0	-2.1	-2.2	-0.3	0.6	1.4	5.3	7.1	2.8	4.4	5.1	2.1	1.6	-3.8	-6.5	-14.2	-22.8	-40.6	-64.2
HVAC 1	Leq	7.5	-40.7	-34.8	-30.8	-17.9	-12.9	-18.9	-11.6	-54.6	-10.7	-8.8	-8.9	-7.0	-6.1	-5.2	-1.4	0.5	-3.8	-2.3	-1.5	-4.5	-5.1	-10.5	-13.2	-20.9	-29.5	-47.3	-70.9
HVAC 1	CNEL	14.3	-33.9	-28.0	-24.0	-11.1	-6.1	-12.1	-4.7	-47.8	-3.9	-1.9	-2.0	-0.1	0.8	1.6	5.5	7.3	3.0	4.6	5.3	2.3	1.8	-3.6	-6.2	-13.8	-22.3	-39.9	-63.1
HVAC 1	Leq	7.7	-40.6	-34.6	-30.7	-17.7	-12.8	-18.8	-11.4	-54.5	-10.5	-8.6	-8.7	-6.8	-5.9	-5.0	-1.2	0.6	-3.7	-2.1	-1.4	-4.4	-4.9	-10.3	-12.9	-20.5	-29.0	-46.5	-69.8
HVAC 1	CNEL	15.1	-33.4	-27.5	-23.5	-10.6	-5.6	-11.6	-4.0	-47.1	-3.1	-1.2	-1.3	0.6	1.5	2.4	6.2	8.0	3.7	5.3	6.0	3.1	2.6	-2.6	-5.0	-12.2	-20.0	-36.7	-58.5
HVAC 1	Leq	8.4	-40.1	-34.1	-30.2	-17.2	-12.3	-18.3	-10.7	-53.7	-9.8	-7.9	-8.0	-6.1	-5.2	-4.3	-0.5	1.3	-3.0	-1.4	-0.7	-3.6	-4.0	-9.3	-11.7	-18.8	-26.7	-43.3	-65.2
HVAC 1	CNEL	16.4	-32.5	-26.5	-22.5	-9.6	-4.6	-10.6	-2.7	-45.7	-1.8	0.1	0.0	1.9	2.8	3.7	7.6	9.2	5.0	6.6	7.4	4.5	4.3	-0.7	-2.7	-9.2	-16.0	-31.1	-50.7

Duke Patterson Warehouse

Contribution spectra - 001 - Duke Patterson Warehouse: Outdoor SP

23

Source	Time slice	Sum	25Hz	31.5Hz	40Hz	50Hz	63Hz	80Hz	100Hz	125Hz	160Hz	200Hz	250Hz	315Hz	400Hz	500Hz	630Hz	800Hz	1kHz	1.25kHz	1.6kHz	2kHz	2.5kHz	3.15kHz	4kHz	5kHz	6.3kHz	8kHz	10kHz
		dB(A)	dB(A)	dB(A)	dB(A)	dB(A)	dB(A)	dB(A)	dB(A)	dB(A)	dB(A)	dB(A)	dB(A)	dB(A)	dB(A)	dB(A)	dB(A)	dB(A)	dB(A)	dB(A)	dB(A)	dB(A)	dB(A)	dB(A)	dB(A)	dB(A)	dB(A)	dB(A)	dB(A)
HVAC 1	Leq	9.8	-39.1	-33.2	-29.2	-16.2	-11.3	-17.3	-9.4	-52.4	-8.5	-6.6	-6.6	-4.7	-3.8	-2.9	0.9	2.6	-1.7	-0.1	0.7	-2.1	-2.4	-7.4	-9.3	-15.9	-22.7	-37.8	-57.4
HVAC 1	CNEL	15.6	-33.1	-27.1	-23.2	-10.2	-5.2	-11.3	-3.5	-46.5	-2.6	-0.7	-0.8	1.1	2.0	2.9	6.8	8.5	4.2	5.8	6.6	3.7	3.3	-1.8	-4.0	-10.9	-18.3	-34.3	-55.2
HVAC 1	Leq	8.9	-39.7	-33.8	-29.8	-16.9	-11.9	-17.9	-10.2	-53.2	-9.3	-7.4	-7.4	-5.5	-4.6	-3.8	0.1	1.8	-2.5	-0.9	-0.1	-3.0	-3.4	-8.5	-10.7	-17.6	-25.0	-41.0	-61.9
HVAC 1	CNEL	15.8	-32.9	-27.0	-23.1	-10.1	-5.1	-11.2	-3.4	-46.4	-2.5	-0.6	-0.7	1.3	2.2	3.0	6.9	8.6	4.4	6.0	6.8	4.0	3.6	-1.4	-3.5	-10.3	-17.6	-33.4	-54.1
HVAC 1	Leq	9.1	-39.6	-33.7	-29.7	-16.8	-11.8	-17.9	-10.1	-53.1	-9.2	-7.3	-7.3	-5.4	-4.5	-3.6	0.2	1.9	-2.3	-0.7	0.1	-2.7	-3.0	-8.1	-10.2	-17.0	-24.3	-40.1	-60.8
HVAC 1	CNEL	14.1	-34.0	-28.1	-24.2	-11.2	-6.3	-12.3	-5.0	-48.0	-4.1	-2.2	-2.3	-0.4	0.5	1.4	5.2	7.1	2.8	4.4	5.2	2.2	1.6	-3.7	-6.4	-14.1	-22.7	-40.6	-64.3
HVAC 1	Leq	7.5	-40.7	-34.8	-30.8	-17.9	-12.9	-19.0	-11.7	-54.7	-10.8	-8.9	-9.0	-7.1	-6.2	-5.3	-1.4	0.4	-3.8	-2.3	-1.5	-4.5	-5.0	-10.4	-13.1	-20.8	-29.4	-47.3	-71.0
HVAC 1	CNEL	15.1	-33.2	-27.3	-23.4	-10.8	-5.5	-11.6	-4.1	-47.1	-3.2	-1.3	-1.4	0.5	1.4	2.3	6.2	8.0	3.7	5.3	6.1	3.2	2.9	-2.3	-4.6	-11.8	-19.6	-36.3	-58.3
HVAC 1	Leq	8.4	-39.8	-33.9	-30.0	-17.1	-12.2	-18.3	-10.7	-53.8	-9.9	-8.0	-8.1	-6.2	-5.3	-4.4	-0.5	1.3	-3.0	-1.3	-0.5	-3.4	-3.8	-9.0	-11.3	-18.4	-26.2	-42.9	-64.9
HVAC 1	CNEL	14.5	-33.7	-27.8	-23.9	-10.9	-6.0	-12.1	-4.7	-47.7	-3.8	-1.9	-2.0	-0.1	0.8	1.7	5.5	7.4	3.1	4.7	5.5	2.6	2.1	-3.2	-5.8	-13.2	-21.6	-39.1	-62.2
HVAC 1	Leq	7.8	-40.4	-34.5	-30.5	-17.6	-12.7	-18.7	-11.3	-54.4	-10.5	-8.6	-8.7	-6.8	-5.9	-5.0	-1.1	0.7	-3.5	-1.9	-1.2	-4.1	-4.6	-9.9	-12.4	-19.9	-28.3	-45.7	-68.9
HVAC 1	CNEL	14.8	-33.6	-27.6	-23.7	-10.8	-5.8	-11.9	-4.4	-47.4	-3.5	-1.6	-1.7	0.2	1.1	2.0	5.9	7.7	3.4	5.0	5.8	2.9	2.5	-2.8	-5.2	-12.5	-20.6	-37.6	-60.2
HVAC 1	Leq	8.1	-40.2	-34.3	-30.4	-17.4	-12.5	-18.5	-11.0	-54.1	-10.2	-8.3	-8.3	-6.4	-5.5	-4.7	-0.8	1.0	-3.2	-1.6	-0.9	-3.8	-4.2	-9.4	-11.9	-19.2	-27.3	-44.3	-66.8
HVAC 1	CNEL	15.5	-33.1	-27.2	-23.2	-10.3	-5.4	-11.4	-3.7	-46.8	-2.9	-0.9	-1.0	0.9	1.8	2.7	6.5	8.3	4.1	5.7	6.5	3.6	3.3	-1.8	-4.0	-11.0	-18.5	-34.8	-56.1
HVAC 1	Leq	8.8	-39.8	-33.8	-29.9	-17.0	-12.0	-18.1	-10.4	-53.5	-9.5	-7.6	-7.7	-5.8	-4.9	-4.0	-0.1	1.6	-2.6	-1.0	-0.2	-3.1	-3.4	-8.5	-10.7	-17.7	-25.2	-41.4	-62.8
HVAC 1	CNEL	12.7	-35.0	-29.1	-25.2	-12.2	-7.3	-13.3	-6.4	-49.4	-5.5	-3.6	-3.7	-1.8	-0.9	-0.1	3.8	5.8	1.5	3.0	3.6	0.5	-0.2	-6.0	-9.2	-17.8	-27.8	-47.9	-74.7
HVAC 1	Leq	6.0	-41.7	-35.8	-31.8	-18.9	-14.0	-20.0	-13.0	-56.1	-12.2	-10.3	-10.4	-8.5	-7.6	-6.7	-2.9	-0.9	-5.2	-3.7	-3.0	-6.2	-6.9	-12.7	-15.9	-24.5	-34.5	-54.5	-81.4
HVAC 1	CNEL	12.9	-34.9	-29.0	-25.0	-12.1	-7.1	-13.2	-6.2	-49.2	-5.3	-3.4	-3.5	-1.6	-0.7	0.2	4.0	6.0	1.7	3.2	3.9	0.8	0.0	-5.6	-8.8	-17.2	-27.0	-46.7	-73.0
HVAC 1	Leq	6.2	-41.6	-35.6	-31.7	-18.7	-13.8	-19.8	-12.8	-55.9	-12.0	-10.1	-10.2	-8.3	-7.4	-6.5	-2.7	-0.7	-5.0	-3.5	-2.8	-5.9	-6.6	-12.3	-15.5	-23.9	-33.7	-53.3	-79.7
HVAC 1	CNEL	13.8	-34.2	-28.3	-24.3	-11.4	-6.4	-12.5	-5.3	-48.3	-4.4	-2.5	-2.6	-0.7	0.2	1.1	4.9	6.8	2.6	4.1	4.9	1.9	1.3	-4.1	-6.9	-14.7	-23.6	-41.9	-66.3
HVAC 1	Leq	7.2	-40.8	-34.9	-31.0	-18.1	-13.1	-19.2	-11.9	-55.0	-11.1	-9.2	-9.3	-7.4	-6.5	-5.6	-1.7	0.2	-4.1	-2.5	-1.8	-4.8	-5.4	-10.8	-13.6	-21.4	-30.3	-48.6	-72.9
HVAC 1	CNEL	13.2	-34.6	-28.7	-24.8	-11.8	-6.9	-12.9	-5.8	-48.9	-5.0	-3.1	-3.2	-1.3	-0.4	0.5	4.3	6.3	2.0	3.6	4.2	1.2	0.5	-5.1	-8.1	-16.3	-25.7	-44.9	-70.4
HVAC 1	Leq	6.6	-41.3	-35.4	-31.4	-18.5	-13.5	-19.6	-12.5	-55.6	-11.6	-9.7	-9.8	-7.9	-7.0	-6.2	-2.3	-0.4	-4.7	-3.1	-2.4	-5.5	-6.1	-11.7	-14.7	-22.9	-32.4	-51.5	-77.1
HVAC 1	CNEL	13.5	-34.5	-28.5	-24.6	-11.7	-6.7	-12.7	-5.6	-48.6	-4.7	-2.8	-2.9	-1.0	-0.1	0.8	4.6	6.5	2.2	3.8	4.5	1.5	0.8	-4.7	-7.6	-15.6	-24.9	-43.6	-68.6
HVAC 1	Leq	6.8	-41.2	-35.2	-31.3	-18.3	-13.4	-19.4	-12.3	-55.3	-11.4	-9.5	-9.6	-7.7	-6.8	-5.9	-2.1	-0.1	-4.4	-2.9	-2.2	-5.2	-5.8	-11.4	-14.3	-22.3	-31.5	-50.3	-75.3
HVAC 1	CNEL	13.3	-34.6	-28.7	-24.7	-11.8	-6.8	-12.9	-5.7	-48.8	-4.9	-3.0	-3.1	-1.2	-0.3	0.6	4.4	6.4	2.1	3.6	4.3	1.2	0.5	-5.0	-8.1	-16.2	-25.6	-44.7	-70.0
HVAC 1	Leq	6.6	-41.3	-35.4	-31.4	-18.5	-13.5	-19.5	-12.4	-55.5	-11.6	-9.6	-9.7	-7.8	-7.0	-6.1	-2.2	-0.3	-4.6	-3.1	-2.4	-5.5	-6.1	-11.7	-14.7	-22.9	-32.3	-51.3	-76.7
HVAC 1	CNEL	14.4	-33.9	-27.9	-24.0	-11.0	-6.1	-12.1	-4.7	-47.8	-3.8	-1.9	-2.0	-0.1	0.8	1.7	5.5	7.4	3.1	4.7	5.4	2.4	1.9	-3.4	-6.0	-13.5	-21.9	-39.4	-62.6
HVAC 1	Leq	7.7	-40.6	-34.6	-30.7	-17.7	-12.7	-18.8	-11.4	-54.4	-10.5	-8.6	-8.7	-6.8	-5.9	-5.0	-1.2	0.7	-3.6	-2.0	-1.3	-4.2	-4.7	-10.0	-12.6	-20.2	-28.6	-46.1	-69.3
HVAC 1	CNEL	13.7	-34.3	-28.4	-24.4	-11.5	-6.5	-12.6	-5.3	-48.4	-4.5	-2.6	-2.7	-0.8	0.1	1.0	4.9	6.8	2.5	4.0	4.7	1.7	1.1	-4.4	-7.2	-15.1	-24.1	-42.5	-67.0
HVAC 1	Leq	7.1	-41.0	-35.1	-31.1	-18.2	-13.2	-19.2	-12.0	-55.1	-11.1	-9.2	-9.3	-7.4	-6.5	-5.7	-1.8	0.1	-4.2	-2.6	-1.9	-5.0	-5.5	-11.0	-13.9	-21.8	-30.7	-49.2	-73.7
HVAC 1	CNEL	14.0	-34.2	-28.2	-24.3	-11.3	-6.4	-12.4	-5.1	-48.2	-4.3	-2.3	-2.4	-0.5	0.4	1.2	5.1	7.0	2.7	4.2	5.0	1.9	1.4	-4.1	-6.8	-14.6	-23.4	-41.5	-65.5
HVAC 1	Leq	7.3	-40.9	-34.9	-31.0	-18.0	-13.0	-19.1	-11.8	-54.9	-10.9	-9.0	-9.1	-7.2	-6.3	-5.4	-1.6	0.3	-4.0	-2.4	-1.7	-4.7	-5.3	-10.7	-13.5	-21.3	-30.1	-48.2	-72.2
HVAC 1	CNEL	14.6	-33.7	-27.8	-23.8	-10.9	-5.9	-11.9	-4.5	-47.5	-3.6	-1.7	-1.8	0.1	1.0	1.9	5.8	7.6	3.3	4.9	5.6	2.7	2.2	-3.1	-5.6	-13.0	-21.2	-38.4	-61.1
HVAC 1	Leq	8.0	-40.4	-34.4	-30.5	-17.5	-12.6	-18.6	-11.1	-54.2	-10.3	-8.3	-8.4	-6.5	-5.6	-4.8	-0.9	0.9	-3.4	-1.8	-1.0	-4.0	-4.5	-9.7	-12.3	-19.6	-27.8	-45.0	-67.7
HVAC 1	CNEL	16.3	-32.2	-26.3	-22.5	-9.6	-4.7	-10.7	-2.9	-45.9	-2.0	-0.1	-0.2	1.7	2.6	3.5	7.4	9.0	4.8	6.5	7.3	4.5	4.3	-0.6	-2.6	-9.1	-14.5	-30.1	-50.4

Duke Patterson Warehouse
Contribution spectra - 001 - Duke Patterson Warehouse: Outdoor SP

23

Source	Time slice	Sum	25Hz	31.5Hz	40Hz	50Hz	63Hz	80Hz	100Hz	125Hz	160Hz	200Hz	250Hz	315Hz	400Hz	500Hz	630Hz	800Hz	1kHz	1.25kHz	1.6kHz	2kHz	2.5kHz	3.15kHz	4kHz	5kHz	6.3kHz	8kHz	10kHz
		dB(A)	dB(A)	dB(A)	dB(A)	dB(A)	dB(A)	dB(A)	dB(A)	dB(A)	dB(A)	dB(A)	dB(A)	dB(A)	dB(A)	dB(A)	dB(A)	dB(A)	dB(A)	dB(A)	dB(A)	dB(A)	dB(A)	dB(A)	dB(A)	dB(A)	dB(A)	dB(A)	dB(A)
HVAC 1	Leq	9.6	-38.9	-33.0	-29.1	-16.2	-11.3	-17.4	-9.5	-52.6	-8.7	-6.8	-6.9	-5.0	-4.1	-3.2	0.7	2.4	-1.9	-0.2	0.6	-2.2	-2.4	-7.3	-9.3	-15.8	-21.2	-36.8	-57.1
HVAC 1	CNEL	15.7	-32.4	-26.6	-22.7	-9.8	-4.9	-11.0	-3.4	-46.5	-2.5	-0.7	-0.8	1.1	2.0	2.9	6.8	8.5	4.3	5.9	6.8	3.9	3.6	-1.4	-3.5	-10.3	-17.7	-32.4	-53.6
HVAC 1	Leq	9.1	-39.1	-33.2	-29.4	-16.5	-11.6	-17.7	-10.0	-53.1	-9.2	-7.4	-7.4	-5.5	-4.6	-3.7	0.1	1.9	-2.4	-0.7	0.1	-2.7	-3.0	-8.1	-10.2	-17.0	-24.3	-39.0	-60.3
HVAC 1	CNEL	16.1	-32.6	-26.6	-22.7	-9.8	-4.9	-10.9	-3.1	-46.1	-2.2	-0.3	-0.4	1.5	2.5	3.4	7.2	8.9	4.7	6.3	7.2	4.3	4.1	-0.9	-2.9	-9.5	-16.5	-32.0	-52.2
HVAC 1	Leq	9.5	-39.2	-33.3	-29.4	-16.5	-11.5	-17.6	-9.7	-52.8	-8.9	-7.0	-7.0	-5.1	-4.2	-3.3	0.6	2.2	-2.0	-0.4	0.5	-2.3	-2.6	-7.5	-9.6	-16.2	-23.2	-38.7	-58.9
HVAC 1	CNEL	16.8	-31.6	-25.8	-21.9	-9.0	-4.1	-10.2	-2.3	-45.4	-1.5	0.4	0.3	2.2	3.1	4.0	7.9	9.6	5.3	7.0	7.8	5.1	4.9	0.0	-1.8	-8.2	-14.8	-29.5	-48.7
HVAC 1	Leq	10.2	-38.3	-32.4	-28.6	-15.7	-10.8	-16.9	-9.0	-52.1	-8.2	-6.3	-6.4	-4.5	-3.5	-2.6	1.2	2.9	-1.3	0.3	1.2	-1.6	-1.8	-6.7	-8.5	-14.8	-21.4	-36.2	-55.4
HVAC 1	CNEL	13.1	-34.8	-28.8	-24.9	-11.9	-7.0	-13.0	-5.9	-49.0	-5.1	-3.2	-3.3	-1.4	-0.5	0.4	4.2	6.2	1.9	3.4	4.1	1.0	0.3	-5.3	-8.4	-16.7	-26.3	-45.6	-71.4
HVAC 1	Leq	6.4	-41.5	-35.5	-31.6	-18.6	-13.6	-19.7	-12.6	-55.7	-11.7	-9.8	-9.9	-8.1	-7.2	-6.3	-2.5	-0.5	-4.8	-3.3	-2.6	-5.7	-6.4	-12.0	-15.1	-23.4	-32.9	-52.3	-78.1
HVAC 1	CNEL	18.6	-30.3	-24.3	-20.4	-7.4	-2.4	-8.5	-0.5	-43.6	0.4	2.3	2.2	4.1	5.0	5.9	9.7	11.3	7.1	8.7	9.5	6.7	6.6	1.9	0.4	-5.3	-10.8	-23.9	-40.5
HVAC 1	Leq	11.9	-37.0	-31.0	-27.0	-14.1	-9.1	-15.1	-7.2	-50.2	-6.3	-4.4	-4.5	-2.6	-1.7	-0.8	3.0	4.7	0.4	2.0	2.8	0.1	-0.1	-4.8	-6.3	-12.0	-17.5	-30.6	-47.2
HVAC 1	CNEL	15.5	-32.6	-26.7	-22.8	-9.9	-5.0	-11.1	-3.4	-46.5	-2.6	-0.7	-0.8	1.1	2.0	2.8	6.7	8.4	4.0	5.6	6.4	3.4	3.0	-2.2	-4.5	-11.5	-19.0	-35.1	-56.2
HVAC 1	Leq	8.8	-39.3	-33.4	-29.5	-16.6	-11.7	-17.8	-10.1	-53.1	-9.2	-7.4	-7.5	-5.6	-4.7	-3.8	0.0	1.7	-2.6	-1.1	-0.3	-3.3	-3.7	-8.9	-11.1	-18.1	-25.6	-41.8	-62.8
HVAC 1	CNEL	14.7	-33.2	-27.3	-23.4	-10.5	-5.6	-11.7	-4.2	-47.3	-3.4	-1.5	-1.6	0.3	1.2	2.0	5.9	7.6	3.3	4.9	5.6	2.6	2.1	-3.2	-5.7	-13.1	-21.3	-38.4	-60.9
HVAC 1	Leq	8.0	-39.8	-34.0	-30.1	-17.2	-12.3	-18.3	-10.9	-54.0	-10.0	-8.2	-8.3	-6.4	-5.5	-4.6	-0.8	1.0	-3.3	-1.8	-1.1	-4.1	-4.6	-9.9	-12.4	-19.8	-28.0	-45.1	-67.6
HVAC 1	CNEL	14.7	-33.3	-27.4	-23.5	-10.6	-5.6	-11.7	-4.2	-47.3	-3.3	-1.5	-1.5	0.3	1.2	2.1	5.9	7.7	3.4	4.9	5.7	2.7	2.2	-3.1	-5.7	-13.0	-21.1	-38.2	-60.5
HVAC 1	Leq	8.1	-40.0	-34.1	-30.2	-17.2	-12.3	-18.4	-10.9	-53.9	-10.0	-8.1	-8.2	-6.3	-5.4	-4.6	-0.7	1.0	-3.3	-1.7	-1.0	-4.0	-4.5	-9.8	-12.3	-19.7	-27.8	-44.8	-67.2
HVAC 1	CNEL	15.5	-32.8	-26.8	-22.9	-10.0	-5.1	-11.1	-3.4	-46.4	-2.5	-0.6	-0.7	1.2	2.0	2.9	6.7	8.4	4.1	5.7	6.4	3.5	3.0	-2.1	-4.4	-11.4	-18.8	-34.8	-55.8
HVAC 1	Leq	8.8	-39.4	-33.5	-29.6	-16.7	-11.7	-17.8	-10.0	-53.1	-9.2	-7.3	-7.4	-5.5	-4.6	-3.8	0.1	1.7	-2.6	-1.0	-0.3	-3.2	-3.6	-8.8	-11.1	-18.0	-25.5	-41.5	-62.4
HVAC 1	CNEL	17.3	-30.9	-25.0	-21.1	-8.2	-3.3	-9.4	-1.5	-44.6	-0.7	1.2	1.1	3.0	3.8	4.7	8.5	10.1	5.8	7.4	8.2	5.3	5.0	0.1	-1.7	-7.9	-14.1	-28.3	-46.4
HVAC 1	Leq	10.6	-37.6	-31.7	-27.8	-14.9	-10.0	-16.1	-8.2	-51.3	-7.4	-5.5	-5.6	-3.7	-2.8	-2.0	1.8	3.5	-0.9	0.7	1.5	-1.4	-1.6	-6.5	-8.3	-14.5	-20.8	-34.9	-53.1
HVAC 1	CNEL	16.3	-31.9	-26.0	-22.1	-9.2	-4.3	-10.4	-2.5	-45.6	-1.7	0.2	0.1	2.0	2.9	3.7	7.5	9.2	4.9	6.4	7.2	4.3	3.9	-1.1	-3.1	-9.7	-16.6	-31.7	-51.3
HVAC 1	Leq	9.7	-38.5	-32.7	-28.8	-15.9	-11.0	-17.1	-9.2	-52.3	-8.3	-6.5	-6.6	-4.7	-3.8	-2.9	0.9	2.5	-1.8	-0.2	0.5	-2.4	-2.7	-7.8	-9.8	-16.4	-23.3	-38.4	-58.0
HVAC 1	CNEL	16.4	-32.0	-26.1	-22.2	-9.2	-4.3	-10.4	-2.5	-45.5	-1.6	0.3	0.2	2.1	2.9	3.8	7.6	9.2	4.9	6.5	7.3	4.3	4.0	-1.0	-3.0	-9.6	-16.4	-31.5	-50.9
HVAC 1	Leq	9.7	-38.7	-32.8	-28.8	-15.9	-11.0	-17.1	-9.1	-52.2	-8.3	-6.4	-6.5	-4.6	-3.7	-2.9	1.0	2.6	-1.7	-0.2	0.6	-2.3	-2.7	-7.7	-9.7	-16.3	-23.1	-38.1	-57.6
HVAC 1	CNEL	17.4	-31.0	-25.1	-21.2	-8.3	-3.3	-9.4	-1.5	-44.5	-0.6	1.3	1.2	3.1	3.9	4.8	8.6	10.2	5.9	7.5	8.2	5.4	5.1	0.2	-1.6	-7.7	-13.9	-27.9	-45.9
HVAC 1	Leq	10.7	-37.7	-31.8	-27.9	-14.9	-10.0	-16.1	-8.1	-51.2	-7.3	-5.4	-5.5	-3.6	-2.7	-1.9	1.9	3.5	-0.8	0.8	1.6	-1.3	-1.6	-6.5	-8.2	-14.4	-20.6	-34.6	-52.6
HVAC 1	CNEL	14.0	-33.7	-27.8	-23.9	-11.0	-6.1	-12.2	-4.9	-48.0	-4.1	-2.2	-2.4	-0.5	0.4	1.3	5.1	7.0	2.7	4.2	4.9	1.8	1.2	-4.2	-7.0	-14.8	-23.6	-41.0	-65.3
HVAC 1	Leq	7.3	-40.4	-34.5	-30.6	-17.7	-12.8	-18.9	-11.6	-54.7	-10.8	-8.9	-9.0	-7.1	-6.2	-5.4	-1.6	0.3	-4.0	-2.5	-1.8	-4.8	-5.4	-10.9	-13.7	-21.5	-30.3	-47.7	-72.0
HVAC 1	CNEL	19.8	-28.7	-22.8	-18.8	-5.9	-0.9	-7.0	1.0	-42.1	1.8	3.7	3.6	5.5	6.4	7.2	11.0	12.5	8.2	9.7	10.5	7.6	7.5	2.9	1.6	-3.8	-8.6	-20.6	-35.6
HVAC 1	Leq	13.1	-35.4	-29.5	-25.5	-12.5	-7.6	-13.6	-5.7	-48.8	-4.8	-2.9	-3.0	-1.2	-0.3	0.5	4.3	5.9	1.5	3.1	3.8	1.0	0.8	-3.8	-5.1	-10.4	-15.3	-27.3	-42.3
HVAC 1	CNEL	17.4	-31.1	-25.2	-21.2	-8.3	-3.3	-9.4	-1.4	-44.5	-0.6	1.3	1.2	3.1	4.0	4.8	8.7	10.3	5.9	7.5	8.3	5.4	5.1	0.3	-1.5	-7.7	-13.8	-27.8	-45.7
HVAC 1	Leq	10.8	-37.8	-31.8	-27.9	-14.9	-10.0	-16.0	-8.1	-51.2	-7.3	-5.4	-5.5	-3.6	-2.7	-1.8	2.0	3.6	-0.7	0.8	1.6	-1.3	-1.5	-6.4	-8.2	-14.3	-20.5	-34.5	-52.4
HVAC 1	CNEL	16.4	-32.1	-26.1	-22.2	-9.3	-4.3	-10.4	-2.5	-45.5	-1.6	0.3	0.2	2.1	3.0	3.8	7.7	9.3	5.0	6.5	7.3	4.4	4.0	-1.0	-3.0	-9.5	-16.3	-31.3	-50.7
HVAC 1	Leq	9.8	-38.7	-32.8	-28.9	-15.9	-11.0	-17.0	-9.1	-52.2	-8.3	-6.4	-6.5	-4.6	-3.7	-2.8	1.0	2.6	-1.7	-0.1	0.6	-2.3	-2.6	-7.6	-9.7	-16.2	-23.0	-38.0	-57.4
HVAC 1	CNEL	16.4	-32.1	-26.2	-22.3	-9.3	-4.4	-10.4	-2.5	-45.5	-1.6	0.3	0.2	2.1	3.0	3.8	7.7	9.3	5.0	6.5	7.3	4.4	4.0	-1.0	-3.0	-9.5	-16.3	-31.3	-50.7

Duke Patterson Warehouse
Contribution spectra - 001 - Duke Patterson Warehouse: Outdoor SP

23

Source	Time slice	Sum	25Hz	31.5Hz	40Hz	50Hz	63Hz	80Hz	100Hz	125Hz	160Hz	200Hz	250Hz	315Hz	400Hz	500Hz	630Hz	800Hz	1kHz	1.25kHz	1.6kHz	2kHz	2.5kHz	3.15kHz	4kHz	5kHz	6.3kHz	8kHz	10kHz
		dB(A)	dB(A)	dB(A)	dB(A)	dB(A)	dB(A)	dB(A)	dB(A)	dB(A)	dB(A)	dB(A)	dB(A)	dB(A)	dB(A)	dB(A)	dB(A)	dB(A)	dB(A)	dB(A)	dB(A)	dB(A)	dB(A)	dB(A)	dB(A)	dB(A)	dB(A)	dB(A)	dB(A)
HVAC 1	Leq	9.8	-38.8	-32.9	-28.9	-16.0	-11.0	-17.1	-9.1	-52.2	-8.3	-6.4	-6.5	-4.6	-3.7	-2.8	1.0	2.6	-1.7	-0.1	0.6	-2.3	-2.6	-7.6	-9.7	-16.2	-23.0	-38.0	-57.4
HVAC 1	CNEL	14.0	-33.8	-27.9	-24.0	-11.1	-6.2	-12.2	-4.9	-48.0	-4.1	-2.2	-2.3	-0.4	0.5	1.3	5.2	7.0	2.7	4.2	4.9	1.9	1.3	-4.2	-6.9	-14.7	-23.4	-40.8	-65.0
HVAC 1	Leq	7.3	-40.5	-34.6	-30.7	-17.8	-12.8	-18.9	-11.6	-54.7	-10.8	-8.9	-9.0	-7.1	-6.2	-5.3	-1.5	0.3	-4.0	-2.4	-1.7	-4.8	-5.4	-10.8	-13.6	-21.4	-30.1	-47.5	-71.6
HVAC 1	CNEL	19.8	-28.7	-22.8	-18.8	-5.8	-0.9	-6.9	1.0	-42.1	1.8	3.7	3.6	5.5	6.4	7.2	11.0	12.5	8.2	9.7	10.5	7.7	7.5	2.9	1.6	-3.8	-8.6	-20.6	-35.6
HVAC 1	Leq	13.1	-35.4	-29.4	-25.5	-12.5	-7.6	-13.6	-5.7	-48.7	-4.8	-2.9	-3.0	-1.2	-0.3	0.5	4.3	5.9	1.5	3.1	3.8	1.0	0.8	-3.8	-5.1	-10.4	-15.3	-27.3	-42.3
HVAC 1	CNEL	18.6	-30.0	-24.0	-20.1	-7.1	-2.2	-8.2	-0.3	-43.4	0.6	2.5	2.4	4.2	5.1	5.9	9.8	11.3	7.0	8.6	9.4	6.5	6.3	1.6	0.0	-5.7	-11.2	-24.2	-40.6
HVAC 1	Leq	11.9	-36.6	-30.7	-26.8	-13.8	-8.9	-14.9	-7.0	-50.0	-6.1	-4.2	-4.3	-2.4	-1.6	-0.7	3.1	4.7	0.4	1.9	2.7	-0.2	-0.4	-5.1	-6.6	-12.4	-17.9	-30.8	-47.3
HVAC 1	CNEL	18.6	-30.0	-24.1	-20.1	-7.2	-2.2	-8.3	-0.3	-43.4	0.5	2.4	2.3	4.2	5.1	5.9	9.8	11.3	7.0	8.6	9.4	6.5	6.3	1.6	0.0	-5.7	-11.2	-24.2	-40.6
HVAC 1	Leq	11.9	-36.7	-30.8	-26.8	-13.8	-8.9	-14.9	-7.0	-50.1	-6.1	-4.2	-4.3	-2.4	-1.6	-0.7	3.1	4.7	0.3	1.9	2.7	-0.2	-0.4	-5.1	-6.6	-12.4	-17.9	-30.9	-47.3
HVAC 1	CNEL	19.7	-28.7	-22.8	-18.8	-5.9	-1.0	-7.0	0.9	-42.2	1.8	3.6	3.5	5.4	6.3	7.1	10.9	12.5	8.1	9.7	10.4	7.6	7.4	2.8	1.5	-3.9	-8.8	-20.9	-35.9
HVAC 1	Leq	13.0	-35.4	-29.5	-25.5	-12.6	-7.6	-13.7	-5.8	-48.8	-4.9	-3.0	-3.1	-1.3	-0.4	0.4	4.2	5.8	1.4	3.0	3.7	0.9	0.8	-3.8	-5.2	-10.6	-15.5	-27.5	-42.6
HVAC 1	CNEL	17.1	-30.3	-24.5	-20.6	-7.8	-3.0	-9.2	-1.5	-44.6	-0.8	0.9	0.8	2.7	3.6	4.4	8.2	9.9	5.6	7.2	7.9	5.1	4.8	-0.1	-2.0	-8.3	-14.8	-29.3	-46.9
HVAC 1	Leq	10.4	-36.9	-31.1	-27.3	-14.5	-9.7	-15.8	-8.1	-51.3	-7.4	-5.7	-5.9	-4.0	-3.1	-2.3	1.6	3.2	-1.1	0.5	1.3	-1.6	-1.9	-6.8	-8.7	-15.0	-21.5	-36.0	-53.6
HVAC 1	CNEL	16.2	-31.0	-25.1	-21.3	-8.5	-3.7	-9.9	-2.2	-45.4	-1.5	0.1	0.0	1.8	2.7	3.6	7.4	9.0	4.7	6.3	7.0	4.1	3.7	-1.3	-3.4	-10.1	-17.2	-32.7	-52.8
HVAC 1	Leq	9.5	-37.6	-31.8	-28.0	-15.2	-10.3	-16.5	-8.9	-52.0	-8.2	-6.6	-6.7	-4.8	-3.9	-3.1	0.7	2.4	-2.0	-0.4	0.4	-2.6	-2.9	-8.0	-10.1	-16.8	-23.9	-39.4	-59.5
HVAC 1	CNEL	16.2	-31.6	-25.7	-21.9	-9.0	-4.2	-10.3	-2.5	-45.6	-1.7	0.1	0.0	1.9	2.8	3.6	7.4	9.1	4.8	6.3	7.1	4.2	3.8	-1.2	-3.3	-9.9	-16.9	-32.2	-52.0
HVAC 1	Leq	9.6	-38.3	-32.4	-28.6	-15.7	-10.9	-17.0	-9.2	-52.3	-8.4	-6.6	-6.7	-4.8	-3.9	-3.1	0.8	2.4	-1.9	-0.3	0.4	-2.5	-2.8	-7.9	-9.9	-16.6	-23.5	-38.8	-58.7
HVAC 1	CNEL	17.2	-30.5	-24.6	-20.8	-8.0	-3.1	-9.3	-1.5	-44.6	-0.7	1.1	1.0	2.8	3.7	4.6	8.4	10.0	5.7	7.3	8.1	5.2	4.9	0.0	-1.8	-8.1	-14.4	-28.7	-47.1
HVAC 1	Leq	10.5	-37.1	-31.3	-27.5	-14.6	-9.8	-15.9	-8.1	-51.3	-7.4	-5.6	-5.7	-3.8	-2.9	-2.1	1.7	3.3	-1.0	0.6	1.4	-1.5	-1.7	-6.6	-8.5	-14.7	-21.1	-35.4	-53.8
HVAC 1	CNEL	18.8	-29.1	-23.3	-19.4	-6.5	-1.6	-7.7	0.1	-43.0	0.9	2.8	2.7	4.5	5.4	6.2	10.0	11.6	7.3	8.8	9.6	6.7	6.5	1.8	0.3	-5.3	-10.7	-23.5	-39.2
HVAC 1	Leq	12.2	-35.8	-29.9	-26.1	-13.2	-8.3	-14.4	-6.5	-49.6	-5.7	-3.9	-4.0	-2.1	-1.3	-0.4	3.3	4.9	0.6	2.2	2.9	0.1	-0.1	-4.8	-6.3	-12.0	-17.4	-30.2	-45.8
HVAC 1	CNEL	18.0	-30.4	-24.5	-20.6	-7.7	-2.8	-8.9	-1.0	-44.0	-0.1	1.7	1.6	3.5	4.4	5.3	9.1	10.7	6.5	8.1	8.9	6.0	5.9	1.1	-0.6	-6.5	-12.4	-26.0	-42.2
HVAC 1	Leq	11.3	-37.0	-31.1	-27.3	-14.4	-9.4	-15.5	-7.6	-50.7	-6.8	-4.9	-5.0	-3.1	-2.2	-1.4	2.4	4.1	-0.2	1.4	2.2	-0.6	-0.8	-5.6	-7.2	-13.2	-19.0	-32.7	-48.9
HVAC 1	CNEL	18.3	-29.1	-23.3	-19.5	-6.7	-1.8	-8.0	-0.3	-43.4	0.5	2.2	2.0	3.9	4.8	5.6	9.4	11.1	6.8	8.3	9.1	6.3	6.1	1.3	-0.3	-6.1	-11.9	-25.3	-42.3
HVAC 1	Leq	11.6	-35.8	-30.0	-26.2	-13.3	-8.5	-14.7	-6.9	-50.1	-6.2	-4.5	-4.6	-2.8	-1.9	-1.0	2.8	4.4	0.1	1.7	2.4	-0.4	-0.6	-5.3	-7.0	-12.8	-18.5	-31.9	-48.9
HVAC 1	CNEL	19.4	-28.1	-22.2	-18.4	-5.6	-0.8	-6.9	0.9	-42.3	1.6	3.3	3.2	5.0	5.9	6.7	10.5	12.1	7.8	9.4	10.1	7.3	7.2	2.5	1.1	-4.4	-9.5	-22.0	-37.6
HVAC 1	Leq	12.7	-34.7	-28.9	-25.1	-12.3	-7.4	-13.6	-5.8	-49.0	-5.1	-3.4	-3.5	-1.6	-0.8	0.1	3.9	5.5	1.1	2.7	3.5	0.7	0.5	-4.1	-5.5	-11.0	-16.2	-28.6	-44.3
HVAC 1	CNEL	15.3	-31.9	-26.0	-22.2	-9.4	-4.6	-10.7	-3.3	-46.4	-2.5	-0.8	-0.9	0.9	1.8	2.7	6.5	8.2	3.9	5.5	6.2	3.3	2.8	-2.4	-4.7	-11.8	-19.5	-36.0	-57.5
HVAC 1	Leq	8.7	-38.5	-32.7	-28.9	-16.1	-11.2	-17.4	-9.9	-53.1	-9.2	-7.5	-7.6	-5.7	-4.8	-4.0	-0.2	1.6	-2.8	-1.2	-0.5	-3.4	-3.9	-9.1	-11.4	-18.5	-26.2	-42.7	-64.2
HVAC 1	CNEL	13.9	-33.5	-27.7	-23.8	-10.9	-6.0	-12.2	-5.0	-48.0	-4.1	-2.3	-2.4	-0.5	0.4	1.2	5.0	6.9	2.6	4.1	4.8	1.8	1.2	-4.3	-7.1	-15.0	-23.8	-41.4	-65.8
HVAC 1	Leq	7.2	-40.2	-34.4	-30.5	-17.6	-12.7	-18.8	-11.6	-54.7	-10.8	-9.0	-9.1	-7.2	-6.3	-5.5	-1.6	0.2	-4.1	-2.5	-1.8	-4.9	-5.5	-11.0	-13.8	-21.6	-30.5	-48.0	-72.5
HVAC 1	CNEL	19.5	-28.6	-22.7	-18.8	-5.9	-1.0	-7.1	0.8	-42.3	1.6	3.5	3.4	5.2	6.1	6.9	10.7	12.3	8.0	9.5	10.3	7.5	7.3	2.7	1.3	-4.1	-9.1	-21.3	-34.8
HVAC 1	Leq	12.9	-35.3	-29.4	-25.5	-12.6	-7.7	-13.8	-5.9	-49.0	-5.1	-3.2	-3.3	-1.4	-0.6	0.2	4.0	5.6	1.3	2.9	3.6	0.8	0.7	-4.0	-5.3	-10.8	-15.8	-28.0	-41.4
HVAC 1	CNEL	18.4	-29.8	-23.9	-20.0	-7.1	-2.2	-8.3	-0.4	-43.5	0.4	2.3	2.2	4.0	4.9	5.8	9.6	11.2	6.9	8.4	9.2	6.4	6.2	1.4	-0.1	-5.9	-11.5	-24.7	-41.4
HVAC 1	Leq	11.7	-36.5	-30.6	-26.7	-13.8	-8.9	-15.0	-7.1	-50.2	-6.3	-4.4	-4.5	-2.6	-1.8	-0.9	2.9	4.5	0.2	1.8	2.5	-0.3	-0.5	-5.2	-6.8	-12.6	-18.2	-31.4	-48.1
HVAC 1	CNEL	18.5	-29.9	-24.0	-20.1	-7.2	-2.2	-8.3	-0.4	-43.4	0.5	2.4	2.3	4.2	5.0	5.9	9.7	11.3	7.0	8.5	9.3	6.5	6.3	1.5	0.0	-5.8	-11.3	-24.4	-40.9

Duke Patterson Warehouse Contribution spectra - 001 - Duke Patterson Warehouse: Outdoor SP

23

Source	Time slice	Sum	25Hz	31.5Hz	40Hz	50Hz	63Hz	80Hz	100Hz	125Hz	160Hz	200Hz	250Hz	315Hz	400Hz	500Hz	630Hz	800Hz	1kHz	1.25kHz	1.6kHz	2kHz	2.5kHz	3.15kHz	4kHz	5kHz	6.3kHz	8kHz	10kHz
		dB(A)	dB(A)	dB(A)	dB(A)	dB(A)	dB(A)	dB(A)	dB(A)	dB(A)	dB(A)	dB(A)	dB(A)	dB(A)	dB(A)	dB(A)	dB(A)	dB(A)	dB(A)	dB(A)	dB(A)	dB(A)	dB(A)	dB(A)	dB(A)	dB(A)	dB(A)	dB(A)	dB(A)
HVAC 1	Leq	11.8	-36.6	-30.7	-26.8	-13.8	-8.9	-14.9	-7.0	-50.1	-6.2	-4.3	-4.4	-2.5	-1.6	-0.8	3.0	4.6	0.3	1.9	2.6	-0.2	-0.4	-5.1	-6.7	-12.4	-18.0	-31.0	-47.5
HVAC 1	CNEL	14.6	-32.6	-26.8	-22.9	-10.1	-5.3	-11.4	-4.1	-47.3	-3.4	-1.6	-1.8	0.1	1.0	1.9	5.7	7.5	3.2	4.8	5.5	2.5	1.9	-3.4	-6.0	-13.5	-21.8	-39.2	-62.2
HVAC 1	Leq	7.9	-39.3	-33.4	-29.6	-16.8	-11.9	-18.1	-10.8	-53.9	-10.1	-8.3	-8.4	-6.5	-5.6	-4.8	-1.0	0.8	-3.5	-1.9	-1.2	-4.2	-4.7	-10.1	-12.7	-20.2	-28.5	-45.9	-68.9
HVAC 1	CNEL	14.6	-33.0	-27.1	-23.3	-10.4	-5.5	-11.6	-4.2	-47.3	-3.4	-1.6	-1.7	0.2	1.1	2.0	5.8	7.6	3.3	4.8	5.5	2.5	2.0	-3.3	-5.9	-13.3	-21.5	-38.8	-61.5
HVAC 1	Leq	8.0	-39.6	-33.8	-29.9	-17.0	-12.2	-18.3	-10.9	-54.0	-10.1	-8.2	-8.3	-6.5	-5.6	-4.7	-0.9	0.9	-3.4	-1.8	-1.1	-4.1	-4.6	-10.0	-12.5	-20.0	-28.2	-45.4	-68.1
HVAC 1	CNEL	15.4	-32.3	-26.5	-22.7	-9.8	-4.9	-11.0	-3.4	-46.5	-2.6	-0.8	-0.9	1.0	1.9	2.8	6.6	8.3	4.0	5.5	6.3	3.3	2.9	-2.3	-4.6	-11.6	-19.2	-35.5	-56.7
HVAC 1	Leq	8.7	-39.0	-33.2	-29.3	-16.5	-11.6	-17.7	-10.1	-53.2	-9.3	-7.4	-7.6	-5.7	-4.8	-3.9	-0.1	1.6	-2.7	-1.1	-0.4	-3.3	-3.8	-8.9	-11.3	-18.3	-25.9	-42.1	-63.4
HVAC 1	CNEL	13.8	-33.2	-27.4	-23.6	-10.7	-5.9	-12.0	-4.9	-48.0	-4.2	-2.4	-2.5	-0.6	0.3	1.1	5.0	6.8	2.5	4.1	4.8	1.7	1.1	-4.4	-7.3	-15.2	-24.1	-41.8	-66.5
HVAC 1	Leq	7.2	-39.9	-34.1	-30.3	-17.4	-12.6	-18.7	-11.6	-54.7	-10.8	-9.0	-9.2	-7.3	-6.4	-5.5	-1.7	0.2	-4.1	-2.6	-1.9	-5.0	-5.6	-11.1	-13.9	-21.9	-30.8	-48.5	-73.2
HVAC 1	CNEL	18.2	-30.6	-24.6	-20.7	-7.7	-2.7	-8.8	-0.8	-43.9	0.1	2.0	1.9	3.8	4.7	5.5	9.3	11.0	6.7	8.3	9.0	6.2	6.0	1.3	-0.3	-6.2	-11.9	-25.3	-42.3
HVAC 1	Leq	11.5	-37.3	-31.3	-27.3	-14.4	-9.4	-15.5	-7.5	-50.6	-6.6	-4.7	-4.8	-2.9	-2.0	-1.2	2.7	4.3	0.0	1.6	2.4	-0.4	-0.6	-5.4	-7.0	-12.9	-18.6	-32.0	-49.0
HVAC 1	CNEL	17.9	-30.9	-24.9	-21.0	-8.0	-3.0	-9.1	-1.1	-44.2	-0.2	1.7	1.6	3.5	4.4	5.2	9.1	10.7	6.4	8.0	8.8	6.0	5.8	1.1	-0.6	-6.5	-12.4	-26.0	-43.4
HVAC 1	Leq	11.3	-37.6	-31.6	-27.6	-14.7	-9.7	-15.8	-7.8	-50.9	-6.9	-5.0	-5.1	-3.2	-2.3	-1.4	2.4	4.0	-0.2	1.4	2.2	-0.6	-0.8	-5.6	-7.2	-13.2	-19.1	-32.7	-50.1
HVAC 1	CNEL	19.0	-29.9	-23.9	-19.9	-7.0	-2.0	-8.0	-0.1	-43.1	0.8	2.7	2.6	4.5	5.4	6.3	10.1	11.7	7.4	9.0	9.8	7.0	6.9	2.2	0.8	-4.8	-10.1	-22.9	-39.0
HVAC 1	Leq	12.3	-36.5	-30.6	-26.6	-13.6	-8.7	-14.7	-6.7	-49.8	-5.9	-3.9	-4.0	-2.1	-1.3	-0.4	3.4	5.0	0.7	2.3	3.1	0.4	0.2	-4.4	-5.9	-11.5	-16.8	-29.6	-45.6
HVAC 1	CNEL	17.1	-31.6	-25.7	-21.7	-8.7	-3.8	-9.8	-1.9	-44.9	-1.0	0.9	0.8	2.7	3.6	4.5	8.3	9.9	5.6	7.2	8.0	5.2	4.9	0.0	-1.8	-8.1	-14.4	-28.8	-47.2
HVAC 1	Leq	10.5	-38.3	-32.3	-28.4	-15.4	-10.4	-16.5	-8.5	-51.6	-7.7	-5.7	-5.8	-3.9	-3.0	-2.2	1.7	3.3	-1.0	0.6	1.3	-1.5	-1.8	-6.7	-8.5	-14.8	-21.1	-35.4	-53.8
HVAC 1	CNEL	15.4	-33.1	-27.1	-23.2	-10.2	-5.3	-11.3	-3.5	-46.6	-2.6	-0.7	-0.8	1.1	2.0	2.8	6.7	8.3	4.0	5.6	6.3	3.4	3.0	-2.2	-4.5	-11.5	-19.0	-35.1	-56.2
HVAC 1	Leq	8.8	-39.7	-33.8	-29.8	-16.9	-11.9	-18.0	-10.2	-53.2	-9.3	-7.4	-7.5	-5.6	-4.7	-3.9	0.0	1.7	-2.6	-1.1	-0.3	-3.3	-3.7	-8.9	-11.2	-18.1	-25.7	-41.8	-62.8
HVAC 1	CNEL	14.0	-34.0	-28.1	-24.2	-11.2	-6.3	-12.3	-5.0	-48.0	-4.1	-2.2	-2.3	-0.4	0.5	1.3	5.2	7.0	2.7	4.2	4.9	1.9	1.3	-4.2	-6.9	-14.7	-23.5	-40.8	-65.0
HVAC 1	Leq	7.3	-40.7	-34.8	-30.8	-17.9	-12.9	-19.0	-11.7	-54.7	-10.8	-8.9	-9.0	-7.1	-6.2	-5.4	-1.5	0.3	-4.0	-2.4	-1.7	-4.8	-5.4	-10.8	-13.6	-21.4	-30.1	-47.5	-71.7
HVAC 1	CNEL	13.9	-34.1	-28.2	-24.2	-11.3	-6.3	-12.4	-5.1	-48.1	-4.2	-2.3	-2.4	-0.5	0.4	1.3	5.1	7.0	2.6	4.2	4.9	1.8	1.2	-4.2	-7.0	-14.8	-23.6	-41.0	-65.3
HVAC 1	Leq	7.3	-40.8	-34.8	-30.9	-17.9	-13.0	-19.0	-11.7	-54.8	-10.9	-9.0	-9.1	-7.2	-6.3	-5.4	-1.6	0.3	-4.0	-2.5	-1.8	-4.8	-5.4	-10.9	-13.7	-21.5	-30.3	-47.7	-72.0
HVAC 1	CNEL	19.3	-29.5	-23.5	-19.5	-6.6	-1.6	-7.6	0.3	-42.7	1.2	3.1	3.0	4.9	5.8	6.6	10.4	12.0	7.7	9.3	10.1	7.3	7.1	2.5	1.1	-4.4	-9.6	-22.0	-37.7
HVAC 1	Leq	12.6	-36.1	-30.2	-26.2	-13.2	-8.3	-14.3	-6.4	-49.4	-5.5	-3.6	-3.7	-1.8	-0.9	-0.1	3.8	5.3	1.0	2.6	3.4	0.6	0.5	-4.2	-5.6	-11.1	-16.2	-28.7	-44.3
HVAC 1	CNEL	16.2	-32.5	-26.6	-22.6	-9.7	-4.7	-10.7	-2.8	-45.9	-1.9	0.0	-0.1	1.8	2.7	3.6	7.4	9.0	4.7	6.3	7.1	4.2	3.8	-1.2	-3.3	-9.9	-16.9	-32.2	-52.0
HVAC 1	Leq	9.5	-39.2	-33.3	-29.3	-16.3	-11.4	-17.4	-9.5	-52.5	-8.6	-6.7	-6.8	-4.9	-4.0	-3.1	0.7	2.3	-2.0	-0.4	0.4	-2.5	-2.8	-7.9	-10.0	-16.6	-23.6	-38.9	-58.7
HVAC 1	CNEL	14.5	-33.8	-27.9	-23.9	-10.9	-6.0	-12.0	-4.6	-47.6	-3.7	-1.8	-1.9	0.0	0.9	1.8	5.6	7.4	3.1	4.7	5.4	2.4	1.9	-3.4	-6.0	-13.5	-21.9	-39.3	-62.2
HVAC 1	Leq	7.8	-40.5	-34.5	-30.6	-17.6	-12.6	-18.7	-11.2	-54.3	-10.4	-8.5	-8.5	-6.6	-5.8	-4.9	-1.0	0.8	-3.5	-2.0	-1.2	-4.2	-4.8	-10.1	-12.7	-20.2	-28.5	-45.9	-68.9
HVAC 1	CNEL	15.2	-33.3	-27.3	-23.4	-10.4	-5.5	-11.5	-3.8	-46.9	-2.9	-1.0	-1.1	0.8	1.7	2.6	6.4	8.1	3.8	5.4	6.2	3.2	2.8	-2.4	-4.8	-11.9	-19.6	-36.0	-57.6
HVAC 1	Leq	8.5	-40.0	-34.0	-30.1	-17.1	-12.1	-18.2	-10.5	-53.5	-9.6	-7.7	-7.8	-5.9	-5.0	-4.1	-0.3	1.4	-2.8	-1.3	-0.5	-3.5	-3.9	-9.1	-11.4	-18.5	-26.2	-42.7	-64.2
HVAC 1	CNEL	13.9	-34.2	-28.3	-24.3	-11.3	-6.4	-12.4	-5.1	-48.2	-4.3	-2.4	-2.5	-0.6	0.3	1.2	5.0	6.9	2.6	4.1	4.8	1.8	1.2	-4.3	-7.1	-15.0	-23.8	-41.4	-65.9
HVAC 1	Leq	7.2	-40.9	-34.9	-31.0	-18.0	-13.1	-19.1	-11.8	-54.9	-10.9	-9.0	-9.1	-7.2	-6.4	-5.5	-1.7	0.2	-4.1	-2.5	-1.9	-4.9	-5.5	-11.0	-13.8	-21.7	-30.5	-48.1	-72.5
HVAC 1	CNEL	13.8	-34.3	-28.3	-24.4	-11.4	-6.5	-12.5	-5.3	-48.3	-4.4	-2.5	-2.6	-0.7	0.2	1.1	4.9	6.8	2.5	4.0	4.7	1.7	1.1	-4.4	-7.3	-15.2	-24.2	-41.9	-66.6
HVAC 1	Leq	7.1	-41.0	-35.0	-31.1	-18.1	-13.1	-19.2	-11.9	-55.0	-11.1	-9.2	-9.3	-7.4	-6.5	-5.6	-1.8	0.1	-4.2	-2.6	-2.0	-5.0	-5.6	-11.1	-14.0	-21.9	-30.8	-48.5	-73.2
HVAC 1	CNEL	16.0	-32.7	-26.8	-22.8	-9.9	-4.9	-10.9	-3.0	-46.0	-2.1	-0.2	-0.3	1.6	2.5	3.4	7.2	8.8	4.6	6.2	6.9	4.0	3.7	-1.4	-3.5	-10.2	-17.3	-32.8	-52.9

Duke Patterson Warehouse Contribution spectra - 001 - Duke Patterson Warehouse: Outdoor SP

23

Source	Time slice	Sum	25Hz	31.5Hz	40Hz	50Hz	63Hz	80Hz	100Hz	125Hz	160Hz	200Hz	250Hz	315Hz	400Hz	500Hz	630Hz	800Hz	1kHz	1.25kHz	1.6kHz	2kHz	2.5kHz	3.15kHz	4kHz	5kHz	6.3kHz	8kHz	10kHz
		dB(A)	dB(A)	dB(A)	dB(A)	dB(A)	dB(A)	dB(A)	dB(A)	dB(A)	dB(A)	dB(A)	dB(A)	dB(A)	dB(A)	dB(A)	dB(A)	dB(A)	dB(A)	dB(A)	dB(A)	dB(A)	dB(A)	dB(A)	dB(A)	dB(A)	dB(A)	dB(A)	dB(A)
HVAC 1	Leq	9.3	-39.4	-33.5	-29.5	-16.5	-11.6	-17.6	-9.7	-52.7	-8.8	-6.9	-7.0	-5.1	-4.2	-3.3	0.6	2.2	-2.1	-0.5	0.3	-2.6	-3.0	-8.0	-10.2	-16.9	-23.9	-39.4	-59.6
HVAC 1	CNEL	16.9	-31.9	-25.9	-21.9	-9.0	-4.0	-10.1	-2.1	-45.2	-1.2	0.7	0.6	2.5	3.4	4.3	8.1	9.7	5.5	7.1	7.9	5.0	4.7	-0.2	-2.0	-8.4	-14.8	-29.4	-48.1
HVAC 1	Leq	10.3	-38.5	-32.6	-28.6	-15.6	-10.7	-16.7	-8.8	-51.8	-7.9	-6.0	-6.1	-4.2	-3.3	-2.4	1.4	3.1	-1.2	0.4	1.2	-1.7	-1.9	-6.8	-8.7	-15.0	-21.5	-36.1	-54.8
HVAC 1	CNEL	15.3	-33.2	-27.2	-23.3	-10.3	-5.3	-11.4	-3.6	-46.7	-2.8	-0.9	-1.0	0.9	1.8	2.7	6.5	8.2	3.9	5.5	6.3	3.3	2.9	-2.3	-4.6	-11.6	-19.2	-35.5	-56.8
HVAC 1	Leq	8.7	-39.8	-33.9	-29.9	-17.0	-12.0	-18.1	-10.3	-53.4	-9.4	-7.5	-7.6	-5.7	-4.8	-4.0	-0.1	1.6	-2.7	-1.2	-0.4	-3.4	-3.8	-9.0	-11.3	-18.3	-25.9	-42.2	-63.4
HVAC 1	CNEL	14.6	-33.7	-27.8	-23.8	-10.8	-5.9	-11.9	-4.4	-47.5	-3.6	-1.6	-1.7	0.2	1.0	1.9	5.7	7.5	3.2	4.8	5.5	2.5	2.0	-3.3	-5.9	-13.3	-21.5	-38.8	-61.5
HVAC 1	Leq	7.9	-40.4	-34.4	-30.5	-17.5	-12.5	-18.6	-11.1	-54.2	-10.2	-8.3	-8.4	-6.5	-5.6	-4.8	-0.9	0.9	-3.4	-1.9	-1.1	-4.1	-4.7	-10.0	-12.5	-20.0	-28.2	-45.4	-68.1
HVAC 1	CNEL	14.7	-33.6	-27.7	-23.7	-10.8	-5.8	-11.8	-4.3	-47.4	-3.4	-1.5	-1.6	0.3	1.1	2.0	5.8	7.6	3.3	4.9	5.6	2.6	2.1	-3.2	-5.8	-13.1	-21.3	-38.4	-60.9
HVAC 1	Leq	8.0	-40.3	-34.3	-30.4	-17.4	-12.5	-18.5	-11.0	-54.0	-10.1	-8.2	-8.3	-6.4	-5.5	-4.7	-0.8	1.0	-3.3	-1.8	-1.1	-4.1	-4.6	-9.9	-12.4	-19.8	-28.0	-45.1	-67.6
HVAC 1	CNEL	15.5	-32.9	-27.0	-23.0	-10.1	-5.1	-11.2	-3.4	-46.4	-2.5	-0.6	-0.7	1.2	2.1	2.9	6.8	8.4	4.1	5.7	6.4	3.5	3.1	-2.1	-4.4	-11.3	-18.7	-34.7	-55.6
HVAC 1	Leq	8.9	-39.6	-33.7	-29.7	-16.8	-11.8	-17.9	-10.0	-53.1	-9.2	-7.3	-7.4	-5.5	-4.6	-3.7	0.1	1.8	-2.6	-1.0	-0.2	-3.2	-3.6	-8.8	-11.0	-18.0	-25.4	-41.4	-62.2
HVAC 1	CNEL	14.0	-33.9	-28.0	-24.1	-11.1	-6.2	-12.2	-4.9	-48.0	-4.1	-2.2	-2.3	-0.4	0.5	1.4	5.2	7.0	2.7	4.3	5.0	1.9	1.3	-4.1	-6.9	-14.7	-23.4	-40.7	-64.8
HVAC 1	Leq	7.4	-40.6	-34.7	-30.7	-17.8	-12.9	-18.9	-11.6	-54.7	-10.7	-8.9	-9.0	-7.1	-6.2	-5.3	-1.5	0.4	-3.9	-2.4	-1.7	-4.8	-5.3	-10.8	-13.6	-21.3	-30.0	-47.4	-71.5
HVAC 1	CNEL	14.0	-34.0	-28.0	-24.1	-11.2	-6.2	-12.3	-4.9	-48.0	-4.1	-2.2	-2.3	-0.4	0.5	1.4	5.2	7.0	2.7	4.3	5.0	1.9	1.3	-4.1	-6.9	-14.7	-23.4	-40.7	-64.8
HVAC 1	Leq	7.4	-40.6	-34.7	-30.8	-17.8	-12.9	-18.9	-11.6	-54.7	-10.8	-8.9	-9.0	-7.1	-6.2	-5.3	-1.5	0.4	-3.9	-2.4	-1.7	-4.8	-5.3	-10.8	-13.6	-21.3	-30.0	-47.4	-71.5
HVAC 1	CNEL	19.7	-28.9	-22.9	-19.0	-6.0	-1.0	-7.1	0.9	-42.2	1.7	3.6	3.5	5.4	6.3	7.1	10.9	12.4	8.1	9.6	10.4	7.6	7.4	2.8	1.5	-3.9	-8.8	-20.9	-36.0
HVAC 1	Leq	13.0	-35.6	-29.6	-25.6	-12.7	-7.7	-13.8	-5.8	-48.9	-4.9	-3.0	-3.2	-1.3	-0.4	0.4	4.2	5.8	1.4	3.0	3.7	0.9	0.8	-3.9	-5.2	-10.6	-15.5	-27.6	-42.6
HVAC 1	CNEL	17.4	-31.2	-25.2	-21.3	-8.3	-3.4	-9.4	-1.5	-44.5	-0.6	1.3	1.2	3.1	4.0	4.8	8.6	10.2	5.9	7.5	8.3	5.4	5.1	0.3	-1.5	-7.7	-13.8	-27.8	-45.7
HVAC 1	Leq	10.8	-37.8	-31.9	-27.9	-15.0	-10.0	-16.1	-8.1	-51.2	-7.3	-5.4	-5.5	-3.6	-2.7	-1.8	2.0	3.6	-0.7	0.8	1.6	-1.3	-1.5	-6.4	-8.2	-14.3	-20.5	-34.5	-52.4
HVAC 1	CNEL	15.5	-32.8	-26.9	-23.0	-10.0	-5.1	-11.2	-3.4	-46.4	-2.5	-0.6	-0.7	1.2	2.1	2.9	6.8	8.4	4.1	5.7	6.4	3.5	3.1	-2.1	-4.4	-11.3	-18.7	-34.7	-55.6
HVAC 1	Leq	8.9	-39.5	-33.6	-29.7	-16.7	-11.8	-17.8	-10.0	-53.1	-9.2	-7.3	-7.4	-5.5	-4.6	-3.7	0.1	1.8	-2.5	-1.0	-0.2	-3.2	-3.6	-8.8	-11.0	-18.0	-25.4	-41.4	-62.2
HVAC 1	CNEL	14.8	-33.4	-27.5	-23.5	-10.6	-5.7	-11.7	-4.2	-47.2	-3.3	-1.4	-1.5	0.4	1.3	2.1	5.9	7.7	3.4	5.0	5.7	2.7	2.2	-3.1	-5.6	-13.0	-21.1	-38.0	-60.4
HVAC 1	Leq	8.1	-40.1	-34.1	-30.2	-17.3	-12.3	-18.4	-10.8	-53.9	-10.0	-8.1	-8.2	-6.3	-5.4	-4.6	-0.7	1.0	-3.3	-1.7	-1.0	-4.0	-4.5	-9.8	-12.3	-19.7	-27.7	-44.7	-67.0
HVAC 1	CNEL	14.8	-33.5	-27.5	-23.6	-10.6	-5.7	-11.7	-4.2	-47.3	-3.3	-1.4	-1.5	0.4	1.3	2.1	5.9	7.7	3.4	5.0	5.7	2.7	2.2	-3.1	-5.6	-13.0	-21.1	-38.0	-60.4
HVAC 1	Leq	8.1	-40.1	-34.2	-30.3	-17.3	-12.4	-18.4	-10.9	-53.9	-10.0	-8.1	-8.2	-6.3	-5.4	-4.6	-0.7	1.0	-3.3	-1.7	-1.0	-4.0	-4.5	-9.8	-12.3	-19.7	-27.7	-44.7	-67.0
HVAC 1	CNEL	18.5	-30.2	-24.2	-20.2	-7.3	-2.3	-8.4	-0.4	-43.5	0.5	2.4	2.3	4.2	5.0	5.9	9.7	11.3	7.0	8.5	9.3	6.5	6.3	1.5	0.0	-5.8	-11.3	-24.4	-40.9
HVAC 1	Leq	11.8	-36.8	-30.9	-26.9	-14.0	-9.0	-15.0	-7.1	-50.1	-6.2	-4.3	-4.4	-2.5	-1.6	-0.8	3.0	4.6	0.3	1.9	2.6	-0.2	-0.4	-5.1	-6.7	-12.4	-18.0	-31.0	-47.6
HVAC 1	CNEL	16.3	-32.4	-26.4	-22.5	-9.5	-4.5	-10.6	-2.6	-45.7	-1.8	0.1	0.1	1.9	2.8	3.7	7.5	9.1	4.8	6.4	7.2	4.3	3.9	-1.1	-3.1	-9.7	-16.6	-31.7	-51.4
HVAC 1	Leq	9.6	-39.0	-33.1	-29.1	-16.2	-11.2	-17.3	-9.3	-52.4	-8.4	-6.5	-6.6	-4.7	-3.8	-3.0	0.9	2.5	-1.8	-0.3	0.5	-2.4	-2.7	-7.8	-9.8	-16.4	-23.3	-38.4	-58.0
HVAC 1	CNEL	17.3	-31.4	-25.5	-21.5	-8.5	-3.6	-9.6	-1.7	-44.7	-0.8	1.1	1.0	2.9	3.8	4.7	8.5	10.1	5.8	7.4	8.1	5.3	5.0	0.1	-1.7	-7.9	-14.1	-28.3	-46.4
HVAC 1	Leq	10.6	-38.1	-32.1	-28.2	-15.2	-10.2	-16.3	-8.3	-51.4	-7.5	-5.6	-5.6	-3.8	-2.9	-2.0	1.8	3.4	-0.9	0.7	1.5	-1.4	-1.7	-6.5	-8.3	-14.5	-20.8	-34.9	-53.1
HVAC 1	CNEL	15.5	-33.0	-27.0	-23.1	-10.1	-5.2	-11.2	-3.4	-46.5	-2.6	-0.7	-0.7	1.1	2.0	2.9	6.7	8.4	4.1	5.7	6.4	3.4	3.0	-2.1	-4.4	-11.4	-18.8	-34.8	-55.8
HVAC 1	Leq	8.8	-39.7	-33.7	-29.8	-16.8	-11.9	-17.9	-10.1	-53.2	-9.2	-7.3	-7.4	-5.5	-4.6	-3.8	0.1	1.7	-2.6	-1.0	-0.3	-3.2	-3.6	-8.8	-11.1	-18.0	-25.5	-41.5	-62.4
HVAC 1	CNEL	14.7	-33.5	-27.6	-23.6	-10.7	-5.7	-11.8	-4.2	-47.3	-3.4	-1.5	-1.6	0.3	1.2	2.1	5.9	7.7	3.4	4.9	5.6	2.7	2.2	-3.2	-5.7	-13.0	-21.1	-38.2	-60.5
HVAC 1	Leq	8.1	-40.2	-34.3	-30.3	-17.4	-12.4	-18.5	-10.9	-54.0	-10.0	-8.1	-8.2	-6.3	-5.5	-4.6	-0.8	1.0	-3.3	-1.7	-1.0	-4.0	-4.5	-9.8	-12.3	-19.7	-27.8	-44.8	-67.2
HVAC 1	CNEL	18.4	-30.3	-24.4	-20.4	-7.5	-2.5	-8.5	-0.6	-43.6	0.3	2.2	2.1	4.0	4.9	5.7	9.5	11.1	6.8	8.4	9.2	6.4	6.2	1.4	-0.1	-5.9	-11.5	-24.7	-41.5

Duke Patterson Warehouse Contribution spectra - 001 - Duke Patterson Warehouse: Outdoor SP

23

Source	Time slice	Sum	25Hz	31.5Hz	40Hz	50Hz	63Hz	80Hz	100Hz	125Hz	160Hz	200Hz	250Hz	315Hz	400Hz	500Hz	630Hz	800Hz	1kHz	1.25kHz	1.6kHz	2kHz	2.5kHz	3.15kHz	4kHz	5kHz	6.3kHz	8kHz	10kHz
		dB(A)	dB(A)	dB(A)	dB(A)	dB(A)	dB(A)	dB(A)	dB(A)	dB(A)	dB(A)	dB(A)	dB(A)	dB(A)	dB(A)	dB(A)	dB(A)	dB(A)	dB(A)	dB(A)	dB(A)	dB(A)	dB(A)	dB(A)	dB(A)	dB(A)	dB(A)	dB(A)	dB(A)
HVAC 1	Leq	11.7	-37.0	-31.1	-27.1	-14.1	-9.2	-15.2	-7.3	-50.3	-6.4	-4.5	-4.6	-2.7	-1.8	-0.9	2.9	4.5	0.2	1.7	2.5	-0.3	-0.5	-5.2	-6.8	-12.6	-18.2	-31.4	-48.1
HVAC 1	CNEL	19.5	-29.1	-23.2	-19.2	-6.2	-1.3	-7.3	0.6	-42.4	1.5	3.4	3.3	5.2	6.0	6.9	10.7	12.3	7.9	9.5	10.3	7.5	7.3	2.7	1.3	-4.1	-9.1	-21.4	-36.7
HVAC 1	Leq	12.8	-35.8	-29.8	-25.9	-12.9	-7.9	-14.0	-6.0	-49.1	-5.2	-3.3	-3.4	-1.5	-0.6	0.2	4.0	5.6	1.3	2.8	3.6	0.8	0.6	-4.0	-5.3	-10.8	-15.8	-28.0	-43.3
HVAC 1	CNEL	16.4	-32.2	-26.3	-22.3	-9.4	-4.4	-10.5	-2.5	-45.6	-1.7	0.2	0.2	2.0	2.9	3.8	7.6	9.2	4.9	6.5	7.2	4.3	4.0	-1.0	-3.0	-9.6	-16.4	-31.5	-50.9
HVAC 1	Leq	9.7	-38.9	-33.0	-29.0	-16.1	-11.1	-17.1	-9.2	-52.3	-8.3	-6.4	-6.5	-4.6	-3.7	-2.9	0.9	2.6	-1.8	-0.2	0.6	-2.3	-2.7	-7.7	-9.7	-16.3	-23.1	-38.1	-57.6
HVAC 1	CNEL	17.4	-31.3	-25.3	-21.4	-8.4	-3.4	-9.5	-1.5	-44.6	-0.7	1.2	1.1	3.0	3.9	4.8	8.6	10.2	5.9	7.5	8.2	5.4	5.1	0.2	-1.6	-7.7	-13.9	-28.0	-45.9
HVAC 1	Leq	10.7	-37.9	-32.0	-28.0	-15.1	-10.1	-16.2	-8.2	-51.3	-7.3	-5.4	-5.5	-3.6	-2.8	-1.9	1.9	3.5	-0.8	0.8	1.6	-1.3	-1.6	-6.5	-8.2	-14.4	-20.6	-34.6	-52.6
Idling Trucks	CNEL	12.6	-36.8	-32.1	-28.0	-26.5	-21.6	-16.3	-8.9	0.9	-8.9	-9.0	-8.2	-5.3	-1.8	-0.4	0.2	3.1	7.0	2.1	2.9	2.0	-0.9	-4.2	-7.2	-9.3	-16.9	-27.1	-39.4
Idling Trucks	Leq	13.1	-36.3	-31.6	-27.5	-26.0	-21.1	-15.8	-13.4	1.4	-8.4	-8.5	-7.7	-4.8	-1.3	0.1	0.7	3.5	7.4	2.5	3.4	2.5	-0.4	-3.7	-6.7	-8.8	-16.4	-26.6	-38.9
Idling Trucks	CNEL	12.6	-36.8	-32.1	-28.0	-26.4	-21.6	-16.3	-13.9	0.9	-8.9	-9.0	-8.2	-5.3	-1.8	-0.4	0.2	3.1	7.0	2.0	2.9	2.0	-0.9	-4.2	-7.2	-9.2	-16.8	-25.9	-38.1
Idling Trucks	Leq	13.1	-36.3	-31.6	-27.5	-26.0	-21.1	-15.8	-13.4	1.4	-8.4	-8.5	-7.7	-4.8	-1.3	0.1	0.7	3.5	7.4	2.5	3.4	2.5	-0.4	-3.7	-6.7	-8.7	-16.3	-25.5	-37.6
Idling Trucks	CNEL	12.6	-36.7	-32.1	-28.0	-26.5	-21.6	-16.3	-13.9	0.9	-8.9	-9.0	-8.2	-5.3	-1.8	-0.4	0.2	3.0	7.0	2.0	2.9	2.0	-0.9	-4.2	-7.2	-9.9	-17.5	-27.6	-39.7
Idling Trucks	Leq	13.1	-36.3	-31.6	-27.5	-26.0	-21.1	-15.8	-13.5	1.4	-8.5	-8.5	-7.7	-4.8	-1.3	0.1	0.7	3.5	7.4	2.5	3.3	2.5	-0.4	-3.7	-6.7	-9.4	-17.0	-27.1	-39.3
Idling Trucks	CNEL	12.6	-36.0	-31.4	-27.4	-26.0	-21.2	-16.0	-13.8	1.1	-8.8	-9.0	-8.2	-5.3	-1.8	-0.4	0.2	3.1	7.0	2.0	2.9	2.0	-0.9	-4.2	-6.9	-10.3	-18.0	-28.2	-40.5
Idling Trucks	Leq	13.1	-35.5	-30.9	-26.9	-25.5	-20.7	-15.5	-13.3	1.5	-8.3	-8.5	-7.7	-4.8	-1.3	0.1	0.7	3.5	7.4	2.5	3.4	2.5	-0.4	-3.7	-6.4	-9.8	-17.5	-27.7	-40.0
Idling Trucks	CNEL	12.7	-35.8	-31.2	-27.2	-25.5	-21.0	-15.8	-13.7	1.1	-8.7	-9.0	-8.2	-5.3	-1.8	-0.4	0.2	3.1	7.0	2.1	2.9	2.0	-0.9	-4.1	-7.2	-9.4	-17.0	-27.3	-39.6
Idling Trucks	Leq	13.1	-35.3	-30.7	-26.7	-25.3	-20.5	-15.3	-13.2	1.6	-8.3	-8.5	-7.7	-4.8	-1.3	0.1	0.7	3.6	7.5	2.6	3.4	2.5	-0.4	-3.7	-6.7	-8.9	-16.6	-26.8	-39.1
Idling Trucks	CNEL	12.7	-35.4	-30.8	-26.8	-25.4	-20.6	-15.5	-13.5	1.3	-8.6	-9.0	-8.2	-5.3	-1.8	-0.4	0.2	3.1	7.0	2.1	2.9	2.1	-0.9	-4.1	-7.1	-9.3	-16.9	-27.1	-39.5
Idling Trucks	Leq	13.2	-34.9	-30.3	-26.3	-24.9	-20.2	-15.0	-13.0	1.8	-8.1	-8.5	-7.7	-4.8	-1.3	0.1	0.7	3.6	7.5	2.6	3.4	2.5	-0.4	-3.6	-6.7	-8.8	-16.5	-26.7	-39.0
Idling Trucks	CNEL	12.8	-36.7	-32.0	-27.9	-26.4	-21.5	-16.3	-16.1	0.9	-8.9	-9.0	-8.2	-5.3	-1.8	-0.4	0.2	3.2	7.2	2.3	3.2	2.4	-0.4	-3.6	-7.1	-9.8	-17.2	-27.2	-39.3
Idling Trucks	Leq	13.3	-36.2	-31.5	-27.5	-25.9	-21.1	-15.8	-15.6	1.4	-8.4	-8.5	-7.8	-4.8	-1.3	0.1	0.6	3.7	7.7	2.8	3.7	2.9	0.0	-3.1	-6.6	-9.3	-16.7	-26.8	-38.9
Idling Trucks	CNEL	12.8	-35.0	-30.4	-26.5	-25.2	-20.5	-15.4	-15.4	1.2	-8.7	-9.3	-8.5	-5.6	-2.1	-0.7	-0.1	3.2	7.2	2.3	3.2	2.4	-0.4	-3.5	-7.0	-11.0	-18.3	-28.2	-40.2
Idling Trucks	Leq	13.3	-34.5	-30.0	-26.0	-24.7	-20.0	-14.9	-14.9	1.7	-8.2	-8.8	-8.0	-5.1	-1.6	-0.2	0.4	3.7	7.6	2.8	3.7	2.9	0.1	-3.0	-6.5	-10.5	-17.8	-27.7	-39.7
Idling Trucks	CNEL	12.7	-35.1	-30.6	-26.7	-25.3	-20.6	-15.5	-15.6	1.1	-8.8	-9.3	-8.6	-5.6	-2.1	-0.7	-0.2	3.1	7.1	2.2	3.2	2.4	-0.4	-3.6	-7.1	-11.1	-18.4	-28.3	-40.3
Idling Trucks	Leq	13.2	-34.6	-30.1	-26.2	-24.9	-20.2	-15.1	-15.1	1.6	-8.3	-8.9	-8.1	-5.2	-1.7	-0.3	0.3	3.6	7.6	2.7	3.6	2.9	0.0	-3.1	-6.6	-10.6	-17.9	-27.9	-39.9
Idling Trucks	CNEL	12.7	-35.2	-30.7	-26.8	-25.4	-20.7	-15.6	-15.7	1.0	-8.9	-9.4	-8.6	-5.7	-2.2	-0.8	-0.2	3.1	7.0	2.2	3.1	2.3	-0.5	-3.6	-7.2	-11.2	-18.5	-28.5	-40.5
Idling Trucks	Leq	13.1	-34.7	-30.2	-26.3	-25.0	-20.3	-15.2	-15.2	1.5	-8.4	-8.9	-8.2	-5.2	-1.7	-0.3	0.2	3.5	7.5	2.7	3.6	2.8	0.0	-3.2	-6.7	-10.7	-18.0	-28.0	-40.1
Idling Trucks	CNEL	12.8	-36.6	-32.0	-27.9	-26.4	-21.5	-16.3	-16.1	0.9	-8.9	-9.1	-8.3	-5.4	-1.9	-0.5	0.1	3.2	7.2	2.4	3.3	2.5	-0.3	-3.4	-6.9	-10.9	-18.1	-28.0	-39.8
Idling Trucks	Leq	13.3	-36.2	-31.5	-27.4	-25.9	-21.1	-15.8	-15.6	1.4	-8.5	-8.6	-7.8	-4.9	-1.4	0.0	0.6	3.7	7.7	2.8	3.8	3.0	0.2	-3.0	-6.4	-10.4	-17.7	-27.5	-39.3
Idling Trucks	CNEL	12.9	-35.0	-30.5	-26.5	-25.2	-20.4	-15.3	-15.3	1.3	-8.6	-9.1	-8.4	-5.4	-1.9	-0.5	0.0	3.3	7.2	2.4	3.3	2.5	-0.3	-3.4	-6.9	-10.9	-18.2	-28.0	-39.9
Idling Trucks	Leq	13.4	-34.5	-30.0	-26.0	-24.7	-20.0	-14.9	-14.8	1.8	-8.1	-8.7	-7.9	-5.0	-1.5	-0.1	0.5	3.8	7.7	2.9	3.8	3.0	0.2	-3.0	-6.5	-10.4	-17.7	-27.5	-39.4
Idling Trucks	CNEL	12.9	-34.7	-30.2	-26.2	-24.9	-20.2	-15.1	-15.1	1.4	-8.5	-9.2	-8.4	-5.5	-2.0	-0.6	0.0	3.3	7.2	2.4	3.3	2.5	-0.3	-3.5	-7.0	-10.9	-18.2	-28.1	-40.0
Idling Trucks	Leq	13.4	-34.3	-29.7	-25.7	-24.4	-19.7	-14.6	-14.6	1.9	-8.0	-8.7	-7.9	-5.0	-1.5	-0.1	0.5	3.8	7.7	2.9	3.8	3.0	0.1	-3.0	-6.5	-10.5	-17.8	-27.6	-39.5
Idling Trucks	CNEL	12.6	-36.4	-31.8	-27.7	-26.3	-21.4	-16.2	-13.9	0.9	-8.9	-9.1	-8.3	-5.4	-1.9	-0.5	0.1	3.0	6.9	2.0	2.8	2.0	-1.0	-4.2	-6.9	-11.1	-18.8	-29.0	-41.2
Idling Trucks	Leq	13.0	-35.9	-31.3	-27.2	-25.8	-20.9	-15.7	-13.4	1.4	-8.5	-8.6	-7.8	-4.9	-1.4	0.0	0.6	3.5	7.4	2.5	3.3	2.4	-0.5	-3.7	-6.5	-10.7	-18.3	-28.5	-40.7
Idling Trucks	CNEL	-18.1	-52.2	-48.4	-45.2	-44.6	-40.6	-36.3	-39.0	-25.1	-36.0	-34.6	-34.8	-33.0	-30.9	-30.5	-31.0	-28.9	-25.1	-30.1	-29.5	-30.8	-34.7	-39.5	-45.6	-53.9	-67.6	-87.2	

Duke Patterson Warehouse

Contribution spectra - 001 - Duke Patterson Warehouse: Outdoor SP

Source	Time slice	Sum	25Hz	31.5Hz	40Hz	50Hz	63Hz	80Hz	100Hz	125Hz	160Hz	200Hz	250Hz	315Hz	400Hz	500Hz	630Hz	800Hz	1kHz	1.25kHz	1.6kHz	2kHz	2.5kHz	3.15kHz	4kHz	5kHz	6.3kHz	8kHz	10kHz
		dB(A)	dB(A)	dB(A)	dB(A)	dB(A)	dB(A)	dB(A)	dB(A)	dB(A)	dB(A)	dB(A)	dB(A)	dB(A)	dB(A)	dB(A)	dB(A)	dB(A)	dB(A)	dB(A)	dB(A)	dB(A)	dB(A)	dB(A)	dB(A)	dB(A)	dB(A)	dB(A)	dB(A)
Idling Trucks	Leq	-17.7	-51.7	-47.9	-44.7	-44.1	-40.1	-35.8	-38.5	-24.7	-35.5	-34.1	-34.3	-32.5	-30.4	-30.0	-30.5	-28.4	-24.6	-29.6	-29.0	-30.4	-34.2	-39.0	-45.1	-53.4	-67.1	-86.7	
Idling Trucks	CNEL	-18.2	-52.2	-48.4	-45.2	-44.6	-40.6	-36.3	-39.1	-25.2	-36.0	-34.6	-34.9	-33.0	-30.9	-30.5	-31.1	-28.9	-25.1	-30.2	-29.5	-30.9	-34.8	-39.5	-45.7	-54.0	-67.8	-87.4	
Idling Trucks	Leq	-17.7	-51.7	-47.9	-44.7	-44.1	-40.1	-35.8	-38.6	-24.7	-35.5	-34.1	-34.4	-32.5	-30.4	-30.1	-30.6	-28.5	-24.6	-29.7	-29.0	-30.4	-34.3	-39.1	-45.2	-53.6	-67.3	-86.9	
Idling Trucks	CNEL	-18.2	-52.2	-48.4	-45.2	-44.6	-40.6	-36.3	-39.1	-25.2	-36.0	-34.6	-34.9	-33.0	-30.9	-30.6	-31.1	-29.0	-25.2	-30.2	-29.6	-31.0	-34.8	-39.6	-45.8	-54.2	-68.0	-87.7	
Idling Trucks	Leq	-17.7	-51.8	-48.0	-44.7	-44.1	-40.2	-35.8	-38.6	-24.7	-35.5	-34.2	-34.4	-32.5	-30.4	-30.1	-30.6	-28.5	-24.7	-29.7	-29.1	-30.5	-34.3	-39.1	-45.3	-53.7	-67.5	-87.2	
Idling Trucks	CNEL	-18.0	-52.1	-48.3	-45.1	-44.5	-40.5	-36.2	-38.9	-25.0	-35.9	-34.5	-34.7	-32.8	-30.7	-30.4	-30.9	-28.7	-24.9	-30.0	-29.3	-30.6	-34.5	-39.2	-45.2	-53.4	-67.0	-86.3	
Idling Trucks	Leq	-17.5	-51.6	-47.8	-44.6	-44.0	-40.0	-35.7	-38.5	-24.6	-35.4	-34.0	-34.2	-32.4	-30.3	-29.9	-30.4	-28.3	-24.4	-29.5	-28.8	-30.2	-34.0	-38.7	-44.7	-53.0	-66.5	-85.8	
Idling Trucks	CNEL	-18.0	-52.1	-48.3	-45.1	-44.5	-40.5	-36.2	-39.0	-25.1	-35.9	-34.5	-34.7	-32.9	-30.8	-30.4	-30.9	-28.8	-24.9	-30.0	-29.3	-30.7	-34.5	-39.2	-45.3	-53.6	-67.1	-86.5	
Idling Trucks	Leq	-17.6	-51.6	-47.8	-44.6	-44.0	-40.0	-35.7	-38.5	-24.6	-35.4	-34.0	-34.3	-32.4	-30.3	-30.0	-30.5	-28.3	-24.5	-29.5	-28.8	-30.2	-34.0	-38.8	-44.8	-53.1	-66.7	-86.0	
Idling Trucks	CNEL	-18.1	-52.2	-48.4	-45.2	-44.5	-40.6	-36.2	-39.0	-25.1	-35.9	-34.6	-34.8	-32.9	-30.8	-30.5	-31.0	-28.9	-25.0	-30.1	-29.4	-30.8	-34.6	-39.4	-45.5	-53.8	-67.5	-86.9	
Idling Trucks	Leq	-17.6	-51.7	-47.9	-44.7	-44.1	-40.1	-35.8	-38.5	-24.6	-35.5	-34.1	-34.3	-32.4	-30.3	-30.0	-30.5	-28.4	-24.5	-29.6	-28.9	-30.3	-34.2	-38.9	-45.0	-53.3	-67.0	-86.5	
Idling Trucks	CNEL	-18.3	-52.3	-48.5	-45.3	-44.6	-40.7	-36.3	-39.1	-25.2	-36.0	-34.7	-34.9	-33.0	-30.9	-30.6	-31.1	-29.0	-25.2	-30.3	-29.6	-31.0	-34.9	-39.7	-45.9	-54.3	-68.2	-87.9	
Idling Trucks	Leq	-17.8	-51.8	-48.0	-44.8	-44.1	-40.2	-35.8	-38.6	-24.7	-35.6	-34.2	-34.4	-32.6	-30.5	-30.1	-30.6	-28.5	-24.7	-29.8	-29.1	-30.5	-34.4	-39.2	-45.4	-53.8	-67.7	-87.5	
Idling Trucks	CNEL	12.4	-36.8	-32.1	-28.0	-26.5	-21.7	-16.4	-16.3	0.7	-9.1	-9.2	-8.5	-5.5	-2.0	-0.6	-0.1	2.9	6.8	1.9	2.7	1.9	-1.1	-4.3	-7.0	-11.2	-19.0	-29.2	-41.5
Idling Trucks	Leq	12.9	-36.3	-31.6	-27.6	-26.1	-21.2	-16.0	-15.8	1.2	-8.6	-8.8	-8.0	-5.1	-1.6	-0.2	0.4	3.4	7.3	2.4	3.2	2.4	-0.6	-3.8	-6.5	-10.8	-18.5	-28.7	-41.0
Idling Trucks	CNEL	12.5	-36.7	-32.0	-27.9	-26.4	-21.6	-16.4	-16.2	0.8	-9.1	-9.2	-8.4	-5.5	-2.0	-0.6	0.0	2.9	6.8	1.9	2.8	1.9	-1.0	-4.3	-7.0	-11.2	-18.9	-29.1	-41.4
Idling Trucks	Leq	13.0	-36.2	-31.5	-27.5	-26.0	-21.1	-15.9	-15.8	1.3	-8.6	-8.7	-7.9	-5.0	-1.5	-0.1	0.5	3.4	7.3	2.4	3.2	2.4	-0.5	-3.8	-6.5	-10.7	-18.4	-28.6	-40.9
Idling Trucks	CNEL	12.5	-36.6	-31.9	-27.8	-26.4	-21.5	-16.3	-16.2	0.9	-9.0	-9.1	-8.3	-5.4	-1.9	-0.5	0.1	3.0	6.9	2.0	2.8	1.9	-1.0	-4.2	-7.0	-11.2	-18.9	-29.0	-41.3
Idling Trucks	Leq	13.0	-36.1	-31.4	-27.4	-25.9	-21.0	-15.8	-15.7	1.3	-8.5	-8.7	-7.9	-4.9	-1.4	0.0	0.5	3.4	7.4	2.4	3.3	2.4	-0.5	-3.8	-6.5	-10.7	-18.4	-28.6	-40.8
Idling Trucks	CNEL	12.2	-37.1	-32.4	-28.3	-26.8	-21.9	-16.7	-16.6	0.5	-9.3	-9.5	-8.7	-5.8	-2.3	-0.9	-0.3	2.7	6.6	1.7	2.6	1.7	-1.2	-4.4	-7.5	-11.7	-19.3	-29.6	-42.0
Idling Trucks	Leq	12.7	-36.6	-31.9	-27.8	-26.3	-21.4	-16.2	-16.1	1.0	-8.9	-9.0	-8.2	-5.3	-1.8	-0.4	0.2	3.2	7.1	2.2	3.1	2.2	-0.7	-4.0	-7.0	-11.2	-18.8	-29.1	-41.6
Idling Trucks	CNEL	12.3	-37.0	-32.3	-28.2	-26.7	-21.8	-16.6	-16.5	0.6	-9.3	-9.4	-8.6	-5.7	-2.2	-0.8	-0.2	2.8	6.7	1.8	2.6	1.8	-1.1	-4.4	-7.1	-11.3	-19.0	-29.4	-41.8
Idling Trucks	Leq	12.8	-36.5	-31.8	-27.7	-26.2	-21.4	-16.1	-16.0	1.1	-8.8	-8.9	-8.1	-5.2	-1.7	-0.3	0.3	3.2	7.2	2.3	3.1	2.3	-0.7	-3.9	-6.6	-10.8	-18.5	-28.9	-41.3
Idling Trucks	CNEL	12.4	-36.9	-32.2	-28.1	-26.6	-21.8	-16.5	-16.4	0.7	-9.2	-9.3	-8.5	-5.6	-2.1	-0.7	-0.1	2.8	6.7	1.8	2.7	1.8	-1.1	-4.3	-7.0	-11.3	-18.9	-29.2	-41.6
Idling Trucks	Leq	12.9	-36.4	-31.7	-27.7	-26.1	-21.3	-16.0	-15.9	1.1	-8.7	-8.8	-8.1	-5.1	-1.6	-0.2	0.3	3.3	7.2	2.3	3.2	2.3	-0.6	-3.9	-6.6	-10.8	-18.4	-28.8	-41.2
Idling Trucks	CNEL	12.6	-35.2	-30.7	-26.8	-25.4	-20.7	-15.7	-15.7	1.0	-9.0	-9.5	-8.7	-5.8	-2.3	-0.9	-0.3	3.0	7.0	2.1	3.0	2.3	-0.6	-3.7	-7.2	-11.2	-18.6	-28.6	-40.7
Idling Trucks	Leq	13.1	-34.7	-30.2	-26.3	-25.0	-20.3	-15.2	-15.2	1.4	-8.5	-9.0	-8.2	-5.3	-1.8	-0.4	0.1	3.5	7.4	2.6	3.5	2.7	-0.1	-3.2	-6.7	-10.8	-18.1	-28.1	-40.3
Idling Trucks	CNEL	10.2	-37.8	-33.2	-29.2	-27.8	-23.1	-17.9	-18.5	-3.7	-11.5	-12.2	-11.4	-8.5	-5.0	-3.6	-3.0	0.7	4.7	-0.1	0.9	0.1	-2.8	-6.1	-10.0	-14.7	-22.8	-34.3	-48.7
Idling Trucks	Leq	10.6	-37.3	-32.8	-28.8	-27.4	-22.6	-17.5	-18.0	-3.2	-11.0	-11.7	-10.9	-8.0	-4.5	-3.1	-2.6	1.2	5.2	0.4	1.4	0.6	-2.3	-5.6	-9.5	-14.3	-22.3	-33.8	-48.2
Idling Trucks	CNEL	10.0	-38.0	-33.5	-29.5	-28.0	-23.3	-18.1	-18.7	-3.9	-11.7	-12.3	-11.5	-8.6	-5.1	-3.7	-3.2	0.6	4.6	-0.2	0.8	0.0	-3.0	-6.3	-10.1	-14.5	-23.0	-34.6	-49.2
Idling Trucks	Leq	10.5	-37.6	-33.0	-29.0	-27.6	-22.8	-17.7	-18.2	-3.4	-11.2	-11.8	-11.0	-8.1	-4.6	-3.2	-2.7	1.1	5.1	0.2	1.2	0.4	-2.5	-5.8	-9.7	-14.1	-22.6	-34.2	-48.7
Idling Trucks	CNEL	9.9	-38.2	-33.7	-29.7	-28.3	-23.5	-18.3	-18.9	-4.1	-11.9	-12.4	-11.7	-8.7	-5.3	-3.9	-3.3	0.5	4.5	-0.4	0.6	-0.2	-3.1	-6.5	-10.4	-14.7	-23.3	-35.0	-49.8
Idling Trucks	Leq	10.3	-37.8	-33.2	-29.2	-27.8	-23.0	-17.9	-18.4	-3.6	-11.4	-12.0	-11.2	-8.3	-4.8	-3.4	-2.8	0.9	4.9	0.1	1.1	0.3	-2.6	-6.0	-9.9	-14.2	-22.8	-34.6	-49.3
Idling Trucks	CNEL	10.6	-37.1	-32.5	-28.5	-27.0	-22.3	-17.2	-17.6	-2.9	-10.9	-11.7	-11.0	-8.0	-4.5	-3.2	-2.6	1.2	5.2	0.3	1.3	0.6	-2.3	-5.6	-9.4	-14.0	-21.9	-33.1	-47.0
Idling Trucks	Leq	11.1	-36.6	-32.0	-28.0	-26.6	-21.8	-16.7	-17.1	-2.4	-10.4	-11.2	-10.5	-7.6	-4.1	-2.7	-2.1	1.7	5.7	0.8	1.8	1.0	-1.9	-5.1	-8.9	-13.5	-21.4	-32.6	-46.6
Idling Trucks	CNEL	10.5	-37.4	-32.8	-28.8	-27.3	-22.6	-17.5	-17.9	-3.2	-11.1	-11.9	-11.1	-8.2	-4.7	-3.3	-2.7	1.0	5.0	0.2	1.2	0.4	-2.5	-5.8	-9.6	-14.3	-22.1	-33.5	-47.6

Duke Patterson Warehouse Contribution spectra - 001 - Duke Patterson Warehouse: Outdoor SP

23

Source	Time slice	Sum	25Hz	31.5Hz	40Hz	50Hz	63Hz	80Hz	100Hz	125Hz	160Hz	200Hz	250Hz	315Hz	400Hz	500Hz	630Hz	800Hz	1kHz	1.25kHz	1.6kHz	2kHz	2.5kHz	3.15kHz	4kHz	5kHz	6.3kHz	8kHz	10kHz
		dB(A)	dB(A)	dB(A)	dB(A)	dB(A)	dB(A)	dB(A)	dB(A)	dB(A)	dB(A)	dB(A)	dB(A)	dB(A)	dB(A)	dB(A)	dB(A)	dB(A)	dB(A)	dB(A)	dB(A)	dB(A)	dB(A)	dB(A)	dB(A)	dB(A)	dB(A)	dB(A)	dB(A)
ldling Trucks	Leq	10.9	-36.9	-32.3	-28.3	-26.9	-22.1	-17.0	-17.5	-2.7	-10.6	-11.4	-10.6	-7.7	-4.2	-2.8	-2.3	1.5	5.5	0.7	1.7	0.9	-2.0	-5.3	-9.1	-13.8	-21.6	-33.0	-47.1
ldling Trucks	CNEL	10.3	-37.6	-33.0	-29.0	-27.6	-22.8	-17.7	-18.2	-3.5	-11.3	-12.0	-11.2	-8.3	-4.8	-3.4	-2.9	0.9	4.9	0.1	1.0	0.3	-2.6	-5.9	-9.8	-14.5	-22.4	-33.8	-48.1
ldling Trucks	Leq	10.8	-37.1	-32.5	-28.5	-27.1	-22.4	-17.2	-17.7	-3.0	-10.8	-11.5	-10.8	-7.8	-4.4	-3.0	-2.4	1.4	5.4	0.5	1.5	0.7	-2.2	-5.5	-9.3	-14.0	-21.9	-33.3	-47.6
ldling Trucks	CNEL	10.3	-38.4	-33.9	-29.9	-28.4	-23.7	-18.5	-19.1	-4.3	-12.0	-12.6	-11.8	-8.9	-5.4	-4.0	-3.5	1.1	5.1	0.2	1.2	0.4	-2.6	-6.0	-10.0	-14.6	-23.3	-35.3	-50.3
ldling Trucks	Leq	10.8	-38.0	-33.4	-29.4	-28.0	-23.2	-18.0	-18.6	-3.8	-11.6	-12.1	-11.3	-8.4	-4.9	-3.5	-3.0	1.6	5.5	0.7	1.7	0.9	-2.1	-5.6	-9.6	-14.1	-22.8	-34.8	-49.8
ldling Trucks	CNEL	10.9	-39.3	-34.7	-30.7	-29.2	-24.5	-19.3	-20.0	-5.2	-15.1	-13.2	-12.5	-9.6	-4.1	-2.7	-2.1	1.7	5.7	0.8	1.8	0.9	-2.2	-5.7	-9.9	-15.2	-24.3	-36.8	-52.8
ldling Trucks	Leq	11.4	-38.8	-34.2	-30.2	-28.8	-24.0	-18.8	-19.5	-4.7	-14.6	-12.8	-12.0	-9.1	-3.6	-2.2	-1.7	2.2	6.1	1.3	2.3	1.4	-1.7	-5.2	-9.4	-14.7	-23.8	-36.3	-52.3
ldling Trucks	CNEL	10.8	-39.4	-34.8	-30.8	-29.4	-24.6	-19.4	-20.1	-5.3	-15.2	-13.4	-12.6	-9.4	-4.1	-2.7	-2.2	1.6	5.6	0.8	1.7	0.9	-2.2	-5.7	-9.9	-15.3	-24.4	-37.1	-53.2
ldling Trucks	Leq	11.3	-38.9	-34.4	-30.4	-28.9	-24.1	-18.9	-19.7	-4.9	-14.8	-12.9	-12.1	-7.9	-3.6	-2.2	-1.7	2.1	6.1	1.3	2.2	1.3	-1.7	-5.3	-9.5	-14.8	-24.0	-36.6	-52.7
ldling Trucks	CNEL	10.8	-39.6	-35.0	-31.0	-29.5	-24.7	-19.6	-20.3	-5.5	-15.4	-13.5	-10.5	-7.6	-4.1	-2.7	-2.2	1.6	5.6	0.7	1.7	0.8	-2.2	-5.8	-10.0	-15.4	-24.6	-37.3	-53.5
ldling Trucks	Leq	11.3	-39.1	-34.5	-30.5	-29.1	-24.3	-19.1	-19.8	-5.0	-14.9	-13.0	-10.0	-7.1	-3.6	-2.3	-1.7	2.1	6.1	1.2	2.2	1.3	-1.8	-5.3	-9.5	-14.9	-24.1	-36.8	-53.1
ldling Trucks	CNEL	10.9	-38.8	-34.2	-30.2	-28.8	-24.0	-18.8	-19.5	-4.7	-12.3	-12.8	-11.2	-9.2	-5.7	-4.3	-2.0	1.8	5.8	0.9	1.9	1.0	-2.0	-5.5	-9.6	-14.8	-23.7	-35.9	-51.3
ldling Trucks	Leq	11.4	-38.3	-33.7	-29.7	-28.3	-23.5	-18.4	-19.0	-4.2	-11.9	-12.4	-11.6	-8.7	-5.2	-3.8	-1.5	2.3	6.3	1.4	2.4	1.5	-1.5	-5.0	-9.1	-14.4	-23.3	-35.5	-50.8
ldling Trucks	CNEL	10.9	-39.0	-34.4	-30.4	-29.0	-24.2	-19.0	-19.6	-4.8	-12.5	-13.0	-12.2	-9.3	-5.8	-4.4	-2.0	1.8	5.7	0.9	1.9	1.0	-2.0	-5.6	-9.7	-15.0	-23.9	-36.3	-51.8
ldling Trucks	Leq	11.3	-38.5	-33.9	-29.9	-28.5	-23.7	-18.5	-19.2	-4.4	-12.0	-12.5	-11.7	-8.8	-5.3	-3.9	-1.6	2.2	6.2	1.4	2.3	1.5	-1.6	-5.1	-9.2	-14.5	-23.5	-35.8	-51.4
ldling Trucks	CNEL	10.9	-39.1	-34.5	-30.5	-29.1	-24.3	-19.1	-19.8	-5.0	-12.7	-13.1	-12.3	-9.4	-5.9	-2.6	-2.1	1.7	5.7	0.8	1.8	0.9	-2.1	-5.6	-9.8	-15.1	-24.1	-36.6	-52.3
ldling Trucks	Leq	11.4	-38.6	-34.1	-30.1	-28.6	-23.8	-18.7	-19.3	-4.5	-12.2	-12.6	-11.9	-8.9	-5.5	-2.2	-1.6	2.2	6.2	1.3	2.3	1.4	-1.6	-5.1	-9.3	-14.6	-23.6	-36.1	-51.8
ldling Trucks	CNEL	10.8	-37.7	-33.1	-29.1	-27.7	-22.9	-17.7	-18.0	-3.3	-11.0	-11.4	-10.7	-7.8	-4.3	-2.9	-2.3	1.4	5.4	0.5	1.5	0.8	-2.1	-5.3	-9.0	-13.6	-21.6	-32.4	-46.0
ldling Trucks	Leq	11.3	-37.3	-32.7	-28.6	-27.2	-22.4	-17.2	-17.6	-2.8	-10.5	-11.0	-10.2	-7.3	-3.8	-2.4	-1.8	1.8	5.8	1.0	2.0	1.3	-1.6	-4.8	-8.5	-13.1	-21.1	-31.9	-45.5
ldling Trucks	CNEL	12.2	-35.5	-30.9	-27.0	-25.6	-20.9	-15.8	-16.0	0.6	-9.3	-10.0	-9.2	-6.3	-2.8	-1.4	-0.8	2.6	6.6	1.8	2.7	1.9	-0.9	-4.1	-7.6	-12.0	-19.5	-29.6	-42.0
ldling Trucks	Leq	12.7	-35.0	-30.5	-26.5	-25.1	-20.4	-15.3	-15.5	1.1	-8.8	-9.5	-8.8	-5.8	-2.3	-0.9	-0.4	3.1	7.1	2.2	3.2	2.4	-0.4	-3.6	-7.2	-11.5	-19.0	-29.1	-41.6
ldling Trucks	CNEL	12.0	-37.4	-32.7	-28.7	-27.1	-22.3	-17.0	-17.1	0.0	-9.9	-10.1	-9.4	-6.4	-2.9	-1.5	-1.0	2.4	6.4	1.6	2.5	1.8	-1.1	-4.2	-7.8	-12.1	-19.7	-29.8	-42.4
ldling Trucks	Leq	12.5	-36.9	-32.2	-28.2	-26.7	-21.8	-16.6	-16.6	0.5	-9.4	-9.7	-8.9	-6.0	-2.5	-1.1	-0.5	2.9	6.9	2.1	3.0	2.3	-0.6	-3.7	-7.3	-11.6	-19.2	-29.3	-41.9
ldling Trucks	CNEL	11.9	-37.5	-32.9	-28.8	-27.3	-22.4	-17.2	-17.2	-0.1	-10.0	-10.3	-9.5	-6.6	-3.1	-1.7	-1.1	2.3	6.3	1.5	2.5	1.7	-1.1	-4.3	-7.8	-11.3	-19.0	-29.3	-42.1
ldling Trucks	Leq	12.4	-37.0	-32.4	-28.3	-26.8	-21.9	-16.7	-16.7	0.3	-9.5	-9.8	-9.0	-6.1	-2.6	-1.2	-0.6	2.8	6.8	2.0	3.0	2.2	-0.6	-3.8	-7.4	-10.8	-18.5	-28.8	-41.6
ldling Trucks	CNEL	12.5	-35.0	-30.5	-26.5	-25.2	-20.5	-15.4	-15.5	1.0	-8.9	-9.7	-8.9	-6.0	-2.5	-1.1	-0.5	2.9	6.9	2.0	2.9	2.2	-0.7	-3.8	-7.4	-11.6	-19.0	-29.0	-41.2
ldling Trucks	Leq	13.0	-34.5	-30.0	-26.0	-24.7	-20.0	-14.9	-15.0	1.5	-8.4	-9.2	-8.4	-5.5	-2.0	-0.6	0.0	3.4	7.3	2.5	3.4	2.6	-0.2	-3.3	-6.9	-11.1	-18.5	-28.5	-40.7
ldling Trucks	CNEL	12.3	-35.6	-31.1	-27.2	-25.8	-21.1	-16.0	-16.1	0.7	-9.3	-9.8	-9.0	-6.1	-2.6	-1.2	-0.6	2.8	6.7	1.9	2.8	2.1	-0.8	-3.9	-7.5	-11.7	-19.2	-29.2	-41.5
ldling Trucks	Leq	12.8	-35.2	-30.6	-26.7	-25.3	-20.6	-15.5	-15.6	1.1	-8.8	-9.3	-8.5	-5.6	-2.1	-0.7	-0.1	3.2	7.2	2.4	3.3	2.5	-0.3	-3.4	-7.0	-11.3	-18.7	-28.7	-41.0
ldling Trucks	CNEL	12.3	-35.6	-31.0	-27.1	-25.7	-21.0	-15.9	-16.0	0.6	-9.3	-9.9	-9.1	-6.2	-2.7	-1.3	-0.7	2.7	6.7	1.8	2.8	2.0	-0.8	-4.0	-7.6	-11.8	-19.3	-29.4	-41.7
ldling Trucks	Leq	12.8	-35.1	-30.6	-26.6	-25.3	-20.5	-15.4	-15.6	1.1	-8.8	-9.4	-8.6	-5.7	-2.2	-0.8	-0.3	3.2	7.1	2.3	3.2	2.5	-0.4	-3.5	-7.1	-11.4	-18.8	-28.9	-41.3
ldling Trucks	CNEL	11.8	-37.6	-33.0	-28.9	-27.4	-22.5	-17.3	-17.3	-0.2	-10.1	-10.4	-9.6	-6.7	-3.2	-1.8	-1.2	2.2	6.2	1.4	2.4	1.7	-1.2	-4.3	-7.9	-11.4	-19.1	-29.5	-42.3
ldling Trucks	Leq	12.3	-37.2	-32.5	-28.4	-26.9	-22.0	-16.8	-16.8	0.2	-9.6	-9.9	-9.1	-6.2	-2.7	-1.3	-0.7	2.7	6.7	1.9	2.9	2.1	-0.7	-3.8	-7.4	-10.9	-18.6	-29.0	-41.8
ldling Trucks	CNEL	11.3	-37.0	-32.4	-28.4	-27.0	-22.2	-17.1	-17.4	-0.5	-10.4	-11.0	-10.3	-7.3	-3.8	-2.5	-1.9	1.8	5.8	0.9	1.9	1.2	-1.7	-4.9	-8.5	-13.0	-20.8	-31.4	-44.6
ldling Trucks	Leq	11.8	-36.5	-31.9	-27.9	-26.5	-21.8	-16.6	-16.9	-0.1	-10.0	-10.6	-9.8	-6.9	-3.4	-2.0	-1.4	2.2	6.2	1.4	2.4	1.6	-1.2	-4.4	-8.0	-12.5	-20.3	-30.9	-44.2
ldling Trucks	CNEL	11.1	-37.3	-32.7	-28.7	-27.3	-22.5	-17.3	-17.6	-2.8	-10.6	-11.2	-10.4	-7.5	-4.0	-2.6	-2.0	1.6	5.6	0.8	1.8	1.0	-1.8	-5.0	-8.7	-13.2	-21.0	-31.7	-45.1

Duke Patterson Warehouse
Contribution spectra - 001 - Duke Patterson Warehouse: Outdoor SP

23

Source	Time slice	Sum	25Hz	31.5Hz	40Hz	50Hz	63Hz	80Hz	100Hz	125Hz	160Hz	200Hz	250Hz	315Hz	400Hz	500Hz	630Hz	800Hz	1kHz	1.25kHz	1.6kHz	2kHz	2.5kHz	3.15kHz	4kHz	5kHz	6.3kHz	8kHz	10kHz
		dB(A)	dB(A)	dB(A)	dB(A)	dB(A)	dB(A)	dB(A)	dB(A)	dB(A)	dB(A)	dB(A)	dB(A)	dB(A)	dB(A)	dB(A)	dB(A)	dB(A)	dB(A)	dB(A)	dB(A)	dB(A)	dB(A)	dB(A)	dB(A)	dB(A)	dB(A)	dB(A)	dB(A)
Idling Trucks	Leq	11.6	-36.8	-32.2	-28.2	-26.8	-22.0	-16.8	-17.1	-2.4	-10.1	-10.7	-9.9	-7.0	-3.5	-2.1	-1.5	2.1	6.1	1.3	2.3	1.5	-1.3	-4.5	-8.2	-12.7	-20.6	-31.2	-44.6
Idling Trucks	CNEL	10.9	-37.5	-32.9	-28.9	-27.5	-22.7	-17.5	-17.8	-3.1	-10.8	-11.3	-10.5	-7.6	-4.1	-2.7	-2.2	1.5	5.5	0.7	1.7	0.9	-1.9	-5.2	-8.9	-13.4	-21.3	-32.0	-45.6
Idling Trucks	Leq	11.4	-37.0	-32.4	-28.4	-27.0	-22.2	-17.1	-17.4	-2.6	-10.3	-10.8	-10.1	-7.1	-3.6	-2.3	-1.7	2.0	6.0	1.2	2.2	1.4	-1.5	-4.7	-8.4	-12.9	-20.8	-31.6	-45.1
Idling Trucks	CNEL	11.6	-37.9	-33.2	-29.1	-27.6	-22.8	-17.5	-17.6	-0.5	-10.3	-10.6	-9.9	-6.9	-3.5	-2.1	-1.5	2.0	6.0	1.2	2.2	1.5	-1.4	-4.5	-8.1	-12.5	-19.0	-29.6	-42.7
Idling Trucks	Leq	12.1	-37.4	-32.8	-28.7	-27.1	-22.3	-17.0	-17.1	0.0	-9.9	-10.2	-9.4	-6.5	-3.0	-1.6	-1.0	2.5	6.5	1.7	2.7	2.0	-0.9	-4.0	-7.6	-12.0	-18.5	-29.1	-42.3
Idling Trucks	CNEL	11.6	-36.4	-31.8	-27.8	-26.4	-21.6	-16.5	-16.8	-0.1	-10.0	-10.8	-10.0	-7.1	-3.6	-2.2	-1.6	2.0	6.0	1.2	2.2	1.4	-1.4	-4.6	-8.2	-12.6	-19.8	-30.4	-43.6
Idling Trucks	Leq	12.1	-35.9	-31.3	-27.3	-25.9	-21.1	-16.0	-16.3	0.4	-9.5	-10.3	-9.5	-6.6	-3.1	-1.7	-1.1	2.5	6.5	1.7	2.7	1.9	-0.9	-4.1	-7.7	-12.2	-19.4	-30.0	-43.1
Idling Trucks	CNEL	11.5	-36.7	-32.1	-28.1	-26.7	-22.0	-16.8	-17.1	-0.3	-10.2	-10.9	-10.1	-7.2	-3.7	-2.3	-1.8	1.9	5.9	1.1	2.0	1.3	-1.6	-4.7	-8.4	-12.8	-20.1	-30.7	-44.0
Idling Trucks	Leq	11.9	-36.2	-31.6	-27.6	-26.2	-21.5	-16.3	-16.6	0.1	-9.8	-10.4	-9.7	-6.7	-3.2	-1.8	-1.3	2.4	6.4	1.5	2.5	1.8	-1.1	-4.3	-7.9	-12.3	-19.6	-30.3	-43.5
Idling Trucks	CNEL	-18.0	-52.1	-48.3	-45.1	-44.4	-40.5	-36.2	-38.9	-25.0	-35.8	-34.4	-34.7	-32.8	-30.7	-30.4	-30.9	-28.7	-24.9	-29.9	-29.2	-30.6	-34.4	-39.1	-45.1	-53.3	-66.8	-86.0	
Idling Trucks	Leq	-17.5	-51.6	-47.8	-44.6	-44.0	-40.0	-35.7	-38.4	-24.5	-35.4	-34.0	-34.2	-32.3	-30.2	-29.9	-30.4	-28.2	-24.4	-29.4	-28.8	-30.1	-33.9	-38.6	-44.6	-52.8	-66.3	-85.5	
Idling Trucks	CNEL	-17.2	-51.4	-47.6	-44.4	-43.8	-39.9	-35.6	-38.3	-24.4	-35.2	-33.8	-34.1	-32.2	-30.1	-29.7	-30.1	-27.9	-24.0	-29.0	-28.3	-29.6	-33.2	-37.7	-43.4	-51.1	-63.7	-81.7	
Idling Trucks	Leq	-16.7	-50.9	-47.1	-44.0	-43.4	-39.4	-35.1	-37.8	-23.9	-34.7	-33.3	-33.6	-31.7	-29.6	-29.2	-29.6	-27.4	-23.5	-28.6	-27.8	-29.1	-32.8	-37.2	-42.9	-50.6	-63.3	-81.2	
Idling Trucks	CNEL	-17.2	-51.4	-47.6	-44.4	-43.8	-39.9	-35.6	-38.3	-24.4	-35.2	-33.8	-34.1	-32.2	-30.1	-29.7	-30.1	-27.9	-24.0	-29.0	-28.3	-29.6	-33.2	-37.7	-43.4	-51.0	-63.7	-81.7	
Idling Trucks	Leq	-16.7	-50.9	-47.1	-44.0	-43.4	-39.4	-35.1	-37.8	-23.9	-34.7	-33.3	-33.6	-31.7	-29.6	-29.2	-29.6	-27.4	-23.5	-28.6	-27.8	-29.1	-32.8	-37.2	-42.9	-50.6	-63.2	-81.2	
Idling Trucks	CNEL	-17.2	-51.4	-47.6	-44.4	-43.8	-39.9	-35.6	-38.3	-24.4	-35.2	-33.8	-34.1	-32.2	-30.1	-29.7	-30.1	-27.9	-24.0	-29.0	-28.3	-29.6	-33.2	-37.7	-43.4	-51.0	-63.7	-81.7	
Idling Trucks	Leq	-16.7	-50.9	-47.1	-44.0	-43.4	-39.4	-35.1	-37.8	-23.9	-34.7	-33.3	-33.6	-31.7	-29.6	-29.2	-29.6	-27.4	-23.5	-28.6	-27.8	-29.1	-32.7	-37.2	-42.9	-50.6	-63.2	-81.2	
Idling Trucks	CNEL	-17.2	-51.4	-47.6	-44.4	-43.8	-39.9	-35.6	-38.3	-24.4	-35.2	-33.8	-34.1	-32.2	-30.1	-29.7	-30.1	-27.9	-24.0	-29.0	-28.3	-29.6	-33.2	-37.7	-43.4	-51.0	-63.7	-81.7	
Idling Trucks	Leq	-16.7	-50.9	-47.1	-44.0	-43.4	-39.4	-35.1	-37.8	-23.9	-34.7	-33.3	-33.6	-31.7	-29.6	-29.2	-29.6	-27.4	-23.5	-28.6	-27.8	-29.1	-32.7	-37.2	-42.9	-50.6	-63.2	-81.2	
Idling Trucks	CNEL	-17.2	-51.4	-47.6	-44.4	-43.8	-39.9	-35.6	-38.3	-24.4	-35.2	-33.8	-34.1	-32.2	-30.1	-29.7	-30.1	-27.9	-24.0	-29.0	-28.3	-29.6	-33.2	-37.7	-43.4	-51.0	-63.7	-81.7	
Idling Trucks	Leq	-16.7	-50.9	-47.1	-44.0	-43.4	-39.4	-35.1	-37.8	-23.9	-34.7	-33.3	-33.6	-31.7	-29.6	-29.2	-29.6	-27.4	-23.5	-28.6	-27.8	-29.1	-32.7	-37.2	-42.9	-50.6	-63.2	-81.2	
Idling Trucks	CNEL	-17.2	-51.4	-47.6	-44.4	-43.8	-39.9	-35.6	-38.3	-24.4	-35.2	-33.8	-34.1	-32.2	-30.1	-29.7	-30.1	-27.9	-24.0	-29.0	-28.3	-29.6	-33.2	-37.7	-43.4	-51.0	-63.7	-81.7	
Idling Trucks	Leq	-16.7	-50.9	-47.1	-44.0	-43.4	-39.4	-35.1	-37.8	-23.9	-34.7	-33.3	-33.6	-31.7	-29.6	-29.2	-29.6	-27.4	-23.5	-28.6	-27.8	-29.1	-32.7	-37.2	-42.9	-50.6	-63.2	-81.2	
Idling Trucks	CNEL	-17.2	-51.4	-47.6	-44.4	-43.8	-39.9	-35.6	-38.3	-24.4	-35.2	-33.8	-34.1	-32.2	-30.1	-29.7	-30.1	-27.9	-24.0	-29.0	-28.3	-29.6	-33.2	-37.7	-43.4	-51.0	-63.7	-81.7	
Idling Trucks	Leq	-16.7	-50.9	-47.1	-44.0	-43.4	-39.4	-35.1	-37.8	-23.9	-34.7	-33.3	-33.6	-31.7	-29.6	-29.2	-29.6	-27.4	-23.5	-28.6	-27.8	-29.1	-32.7	-37.2	-42.9	-50.6	-63.2	-81.2	
Idling Trucks	CNEL	-17.2	-51.4	-47.6	-44.4	-43.8	-39.9	-35.6	-38.3	-24.4	-35.2	-33.8	-34.1	-32.2	-30.1	-29.7	-30.1	-27.9	-24.0	-29.0	-28.3	-29.6	-33.2	-37.7	-43.4	-51.0	-63.7	-81.7	
Idling Trucks	Leq	-16.7	-50.9	-47.1	-44.0	-43.4	-39.4	-35.1	-37.8	-23.9	-34.7	-33.3	-33.6	-31.7	-29.6	-29.2	-29.6	-27.4	-23.5	-28.6	-27.8	-29.1	-32.7	-37.2	-42.9	-50.6	-63.2	-81.2	
Idling Trucks	CNEL	-17.2	-51.4	-47.6	-44.4	-43.8	-39.9	-35.6	-38.3	-24.4	-35.2	-33.8	-34.1	-32.2	-30.1	-29.7	-30.1	-27.9	-24.0	-29.0	-28.3	-29.6	-33.2	-37.7	-43.4	-51.0	-63.7	-81.7	
Idling Trucks	Leq	-16.7	-50.9	-47.1	-44.0	-43.4	-39.4	-35.1	-37.8	-23.9	-34.7	-33.3	-33.6	-31.7	-29.6	-29.2	-29.6	-27.4	-23.5	-28.6	-27.8	-29.1	-32.7	-37.2	-42.9	-50.5	-63.2	-81.2	
Idling Trucks	CNEL	-17.2	-51.4	-47.6	-44.4	-43.8	-39.9	-35.6	-38.3	-24.4	-35.2	-33.8	-34.1	-32.2	-30.1	-29.7	-30.1	-27.9	-24.0	-29.0	-28.3	-29.6	-33.2	-37.7	-43.4	-51.0	-63.7	-81.6	
Idling Trucks	Leq	-16.7	-50.9	-47.1	-44.0	-43.4	-39.4	-35.1	-37.8	-23.9	-34.7	-33.4	-33.6	-31.7	-29.6	-29.3	-29.6	-27.4	-23.5	-28.6	-27.8	-29.1	-32.7	-37.2	-42.9	-50.5	-63.2	-81.2	
Idling Trucks	CNEL	-17.2	-51.4	-47.6	-44.4	-43.8	-39.9	-35.6	-38.3	-24.4	-35.2	-33.8	-34.1	-32.2	-30.1	-29.7	-30.1	-27.9	-24.0	-29.0	-28.3	-29.6	-33.2	-37.7	-43.4	-51.0	-63.7	-81.7	

Duke Patterson Warehouse
Contribution spectra - 001 - Duke Patterson Warehouse: Outdoor SP

23

Source	Time slice	Sum	25Hz	31.5Hz	40Hz	50Hz	63Hz	80Hz	100Hz	125Hz	160Hz	200Hz	250Hz	315Hz	400Hz	500Hz	630Hz	800Hz	1kHz	1.25kHz	1.6kHz	2kHz	2.5kHz	3.15kHz	4kHz	5kHz	6.3kHz	8kHz	10kHz
		dB(A)	dB(A)	dB(A)	dB(A)	dB(A)	dB(A)	dB(A)	dB(A)	dB(A)	dB(A)	dB(A)	dB(A)	dB(A)	dB(A)	dB(A)	dB(A)	dB(A)	dB(A)	dB(A)	dB(A)	dB(A)	dB(A)	dB(A)	dB(A)	dB(A)	dB(A)	dB(A)	dB(A)
Idling Trucks	Leq	-16.7	-50.9	-47.2	-44.0	-43.4	-39.4	-35.1	-37.8	-23.9	-34.8	-33.4	-33.6	-31.7	-29.6	-29.3	-29.6	-27.4	-23.5	-28.6	-27.8	-29.1	-32.7	-37.2	-42.9	-50.6	-63.2	-81.2	
Idling Trucks	CNEL	-17.2	-51.4	-47.6	-44.4	-43.8	-39.9	-35.6	-38.3	-24.4	-35.2	-33.8	-34.1	-32.2	-30.1	-29.7	-30.1	-27.9	-24.1	-29.1	-28.4	-29.6	-33.3	-37.8	-43.5	-51.2	-63.9	-81.9	
Idling Trucks	Leq	-16.7	-50.9	-47.1	-44.0	-43.3	-39.4	-35.1	-37.8	-23.9	-34.7	-33.3	-33.6	-31.7	-29.6	-29.3	-29.6	-27.4	-23.6	-28.6	-27.9	-29.1	-32.8	-37.3	-43.0	-50.7	-63.4	-81.5	
Idling Trucks	CNEL	-17.3	-51.4	-47.6	-44.4	-43.8	-39.9	-35.5	-38.2	-24.4	-35.2	-33.9	-34.1	-32.2	-30.1	-29.8	-30.3	-28.0	-24.2	-29.2	-28.5	-29.8	-33.6	-38.1	-43.9	-51.7	-64.6	-83.0	
Idling Trucks	Leq	-16.8	-50.9	-47.1	-43.9	-43.3	-39.4	-35.0	-37.8	-23.9	-34.7	-33.4	-33.6	-31.8	-29.7	-29.3	-29.8	-27.6	-23.7	-28.8	-28.1	-29.4	-33.1	-37.6	-43.4	-51.2	-64.2	-82.5	
Idling Trucks	CNEL	-17.3	-51.4	-47.6	-44.4	-43.8	-39.9	-35.5	-38.3	-24.4	-35.2	-33.9	-34.1	-32.2	-30.1	-29.8	-30.3	-28.0	-24.2	-29.2	-28.5	-29.8	-33.5	-38.1	-43.9	-51.7	-64.5	-82.9	
Idling Trucks	Leq	-16.8	-50.9	-47.1	-43.9	-43.3	-39.4	-35.0	-37.8	-23.9	-34.7	-33.4	-33.6	-31.8	-29.6	-29.3	-29.8	-27.5	-23.7	-28.8	-28.0	-29.3	-33.0	-37.6	-43.4	-51.2	-64.1	-82.4	
Idling Trucks	CNEL	-17.3	-51.4	-47.6	-44.4	-43.8	-39.9	-35.5	-38.3	-24.4	-35.2	-33.9	-34.1	-32.2	-30.1	-29.8	-30.3	-28.0	-24.2	-29.2	-28.5	-29.8	-33.5	-38.0	-43.8	-51.6	-64.5	-82.7	
Idling Trucks	Leq	-16.8	-50.9	-47.1	-43.9	-43.3	-39.4	-35.1	-37.8	-23.9	-34.7	-33.4	-33.6	-31.7	-29.6	-29.3	-29.8	-27.5	-23.7	-28.7	-28.0	-29.3	-33.0	-37.6	-43.3	-51.1	-64.0	-82.3	
Idling Trucks	CNEL	-17.3	-51.3	-47.6	-44.4	-43.8	-39.8	-35.5	-38.2	-24.3	-35.2	-33.9	-34.2	-32.3	-30.2	-29.8	-30.3	-28.1	-24.3	-29.3	-28.6	-29.9	-33.7	-38.3	-44.1	-52.0	-65.0	-83.5	
Idling Trucks	Leq	-16.9	-50.9	-47.1	-43.9	-43.3	-39.3	-35.0	-37.7	-23.8	-34.7	-33.4	-33.7	-31.8	-29.7	-29.3	-29.8	-27.6	-23.8	-28.8	-28.1	-29.5	-33.2	-37.8	-43.6	-51.5	-64.5	-83.0	
Idling Trucks	CNEL	-17.3	-51.3	-47.6	-44.4	-43.8	-39.9	-35.5	-38.2	-24.3	-35.2	-33.9	-34.1	-32.2	-30.1	-29.8	-30.3	-28.1	-24.2	-29.3	-28.6	-29.9	-33.6	-38.2	-44.0	-51.9	-64.9	-83.4	
Idling Trucks	Leq	-16.8	-50.8	-47.1	-43.9	-43.3	-39.3	-35.0	-37.7	-23.8	-34.7	-33.4	-33.7	-31.8	-29.7	-29.3	-29.8	-27.6	-23.8	-28.8	-28.1	-29.4	-33.2	-37.7	-43.6	-51.4	-64.4	-82.9	
Idling Trucks	CNEL	-17.3	-51.4	-47.6	-44.4	-43.8	-39.8	-35.5	-38.2	-24.3	-35.2	-33.9	-34.1	-32.2	-30.1	-29.8	-30.3	-28.0	-24.2	-29.3	-28.6	-29.9	-33.6	-38.1	-43.9	-51.8	-64.7	-83.1	
Idling Trucks	Leq	-16.8	-50.9	-47.1	-43.9	-43.3	-39.4	-35.0	-37.8	-23.9	-34.7	-33.4	-33.6	-31.8	-29.7	-29.3	-29.8	-27.6	-23.7	-28.8	-28.1	-29.4	-33.1	-37.7	-43.5	-51.3	-64.2	-82.6	
Idling Trucks	CNEL	-17.3	-51.4	-47.6	-44.4	-43.8	-39.9	-35.5	-38.3	-24.4	-35.2	-33.9	-34.1	-32.2	-30.1	-29.8	-30.2	-28.0	-24.2	-29.2	-28.5	-29.8	-33.5	-38.0	-43.8	-51.5	-64.4	-82.6	
Idling Trucks	Leq	-16.8	-50.9	-47.1	-43.9	-43.3	-39.4	-35.1	-37.8	-23.9	-34.7	-33.4	-33.6	-31.7	-29.6	-29.3	-29.8	-27.5	-23.7	-28.7	-28.0	-29.3	-33.0	-37.5	-43.3	-51.0	-63.9	-82.1	
Idling Trucks	CNEL	-17.2	-51.4	-47.6	-44.4	-43.8	-39.9	-35.6	-38.3	-24.4	-35.2	-33.8	-34.1	-32.2	-30.1	-29.7	-30.1	-27.9	-23.6	-28.6	-27.9	-29.2	-32.9	-37.4	-43.1	-50.8	-63.6	-81.7	
Idling Trucks	Leq	-16.7	-50.9	-47.1	-44.0	-43.3	-39.4	-35.1	-37.8	-23.9	-34.7	-33.4	-33.6	-31.7	-29.6	-29.3	-29.7	-27.5	-23.6	-28.6	-27.9	-29.2	-32.8	-37.4	-43.1	-50.8	-63.5	-81.6	
Idling Trucks	CNEL	-17.2	-51.4	-47.6	-44.4	-43.8	-39.9	-35.6	-38.3	-24.4	-35.2	-33.8	-34.1	-32.2	-30.1	-29.7	-30.1	-27.9	-23.6	-28.6	-27.9	-29.2	-32.8	-37.4	-43.1	-50.8	-63.5	-81.6	
Idling Trucks	Leq	-16.7	-50.9	-47.1	-44.0	-43.3	-39.4	-35.1	-37.8	-23.9	-34.7	-33.3	-33.6	-31.7	-29.6	-29.3	-29.7	-27.5	-23.6	-28.6	-27.9	-29.2	-32.8	-37.4	-43.1	-50.8	-63.5	-81.6	
Idling Trucks	CNEL	-17.2	-51.4	-47.6	-44.4	-43.8	-39.9	-35.6	-38.3	-24.4	-35.2	-33.8	-34.1	-32.2	-30.1	-29.7	-30.1	-27.9	-23.6	-28.6	-27.9	-29.2	-32.8	-37.3	-43.0	-50.7	-63.5	-81.5	
Idling Trucks	Leq	-16.7	-50.9	-47.1	-44.0	-43.3	-39.4	-35.1	-37.8	-23.9	-34.7	-33.3	-33.6	-31.7	-29.6	-29.3	-29.7	-27.4	-23.6	-28.6	-27.9	-29.2	-32.8	-37.3	-43.0	-50.7	-63.5	-81.5	
Idling Trucks	CNEL	-17.3	-51.4	-47.6	-44.4	-43.8	-39.9	-35.5	-38.3	-24.4	-35.2	-33.9	-34.1	-32.2	-30.1	-29.8	-30.2	-28.0	-24.1	-29.2	-28.5	-29.8	-33.4	-38.0	-43.7	-51.5	-64.3	-82.5	
Idling Trucks	Leq	-16.8	-50.9	-47.1	-43.9	-43.3	-39.4	-35.1	-37.8	-23.9	-34.7	-33.4	-33.6	-31.7	-29.6	-29.3	-29.7	-27.5	-23.7	-28.7	-28.0	-29.3	-33.0	-37.5	-43.2	-51.0	-63.8	-82.0	
Idling Trucks	CNEL	-17.3	-51.4	-47.6	-44.4	-43.8	-39.9	-35.5	-38.3	-24.4	-35.2	-33.9	-34.1	-32.2	-30.1	-29.8	-30.2	-28.0	-24.1	-29.2	-28.5	-29.8	-33.4	-38.0	-43.7	-51.4	-64.2	-82.4	
Idling Trucks	Leq	-16.8	-50.9	-47.1	-43.9	-43.3	-39.4	-35.1	-37.8	-23.9	-34.7	-33.4	-33.6	-31.7	-29.6	-29.3	-29.7	-27.5	-23.7	-28.7	-28.0	-29.3	-32.9	-37.5	-43.2	-50.9	-63.8	-81.9	
Idling Trucks	CNEL	-17.2	-51.4	-47.6	-44.4	-43.8	-39.9	-35.6	-38.3	-24.4	-35.2	-33.8	-34.1	-32.2	-30.1	-29.7	-30.2	-28.0	-24.1	-29.1	-28.4	-29.7	-33.4	-37.9	-43.6	-51.3	-64.1	-82.2	
Idling Trucks	Leq	-16.8	-50.9	-47.1	-44.0	-43.3	-39.4	-35.1	-37.8	-23.9	-34.7	-33.4	-33.6	-31.7	-29.6	-29.3	-29.7	-27.5	-23.6	-28.7	-27.9	-29.2	-32.9	-37.4	-43.1	-50.8	-63.6	-81.8	
Idling Trucks	CNEL	-17.2	-51.5	-47.7	-44.5	-43.9	-40.0	-35.6	-38.3	-24.4	-35.3	-33.9	-34.1	-32.2	-30.1	-29.8	-30.1	-27.9	-24.1	-29.1	-28.3	-29.6	-33.3	-37.7	-43.4	-51.1	-63.8	-81.8	
Idling Trucks	Leq	-16.7	-51.0	-47.2	-44.0	-43.4	-39.5	-35.2	-37.9	-24.0	-34.8	-33.4	-33.6	-31.8	-29.6	-29.3	-29.6	-27.4	-23.6	-28.6	-27.8	-29.1	-32.8	-37.3	-43.0	-50.6	-63.3	-81.3	
Idling Trucks	CNEL	-17.6	-51.8	-48.0	-44.8	-44.2	-40.3	-35.9	-38.7	-24.8	-35.6	-34.2	-34.4	-32.6	-30.4	-30.1	-30.5	-28.3	-24.5	-29.5	-28.8	-30.1	-33.8	-38.4	-44.3	-52.2	-65.3	-83.9	
Idling Trucks	Leq	-17.1	-51.3	-47.5	-44.3	-43.7	-39.8	-35.4	-38.2	-24.3	-35.1	-33.7	-34.0	-32.1	-30.0	-29.6	-30.0	-27.8	-24.0	-29.0	-28.3	-29.6	-33.4	-38.0	-43.8	-51.7	-64.8	-83.4	
Idling Trucks	CNEL	-17.6	-51.8	-48.0	-44.8	-44.2	-40.3	-35.9	-38.7	-24.8	-35.6	-34.2	-34.5	-32.6	-30.5	-30.1	-30.5	-28.3	-24.5	-29.5	-28.8	-30.1	-33.9	-38.5	-44.4	-52.3	-65.4	-84.1	
Idling Trucks	Leq	-17.2	-51.3	-47.5	-44.4	-43.7	-39.8	-35.5	-38.2	-24.3	-35.1	-33.7	-34.0	-32.1	-30.0	-29.6	-30.1	-27.9	-24.0	-29.1	-28.3	-29.7	-33.4	-38.0	-43.9	-51.8	-65.0	-83.6	
Idling Trucks	CNEL	-17.7	-51.8	-48.0	-44.9	-44.2	-40.3	-36.0	-38.7	-24.8	-35.6	-34.2	-34.5	-32.6	-30.5	-30.2	-30.6	-28.4	-24.5	-29.6	-28.9	-30.2	-33.9	-38.5	-44.4	-52.4	-65.6	-84.3	

Duke Patterson Warehouse Contribution spectra - 001 - Duke Patterson Warehouse: Outdoor SP

23

Source	Time slice	Sum	25Hz	31.5Hz	40Hz	50Hz	63Hz	80Hz	100Hz	125Hz	160Hz	200Hz	250Hz	315Hz	400Hz	500Hz	630Hz	800Hz	1kHz	1.25kHz	1.6kHz	2kHz	2.5kHz	3.15kHz	4kHz	5kHz	6.3kHz	8kHz	10kHz
		dB(A)	dB(A)	dB(A)	dB(A)	dB(A)	dB(A)	dB(A)	dB(A)	dB(A)	dB(A)	dB(A)	dB(A)	dB(A)	dB(A)	dB(A)	dB(A)	dB(A)	dB(A)	dB(A)	dB(A)	dB(A)	dB(A)	dB(A)	dB(A)	dB(A)	dB(A)	dB(A)	dB(A)
Idling Trucks	Leq	-17.2	-51.3	-47.6	-44.4	-43.8	-39.8	-35.5	-38.2	-24.3	-35.1	-33.7	-34.0	-32.1	-30.0	-29.7	-30.1	-27.9	-24.1	-29.1	-28.4	-29.7	-33.4	-38.1	-43.9	-51.9	-65.1	-83.8	
Idling Trucks	CNEL	-17.5	-51.7	-47.9	-44.7	-44.1	-40.2	-35.9	-38.6	-24.7	-35.5	-34.1	-34.4	-32.5	-30.4	-30.0	-30.4	-28.2	-24.4	-29.4	-28.7	-30.0	-33.7	-38.2	-44.1	-51.9	-64.9	-83.3	
Idling Trucks	Leq	-17.0	-51.2	-47.4	-44.3	-43.6	-39.7	-35.4	-38.1	-24.2	-35.0	-33.6	-33.9	-32.0	-29.9	-29.5	-29.9	-27.7	-23.9	-28.9	-28.2	-29.5	-33.2	-37.8	-43.6	-51.4	-64.4	-82.8	
Idling Trucks	CNEL	-17.5	-51.7	-47.9	-44.8	-44.1	-40.2	-35.9	-38.6	-24.7	-35.5	-34.1	-34.4	-32.5	-30.4	-30.0	-30.4	-28.2	-24.4	-29.4	-28.7	-30.0	-33.7	-38.3	-44.1	-52.0	-65.0	-83.5	
Idling Trucks	Leq	-17.1	-51.2	-47.5	-44.3	-43.7	-39.7	-35.4	-38.1	-24.2	-35.0	-33.6	-33.9	-32.0	-29.9	-29.6	-29.9	-27.8	-23.9	-28.9	-28.2	-29.5	-33.2	-37.8	-43.6	-51.5	-64.5	-83.0	
Idling Trucks	CNEL	-17.6	-51.8	-48.0	-44.8	-44.2	-40.2	-35.9	-38.6	-24.7	-35.6	-34.2	-34.4	-32.5	-30.4	-30.1	-30.5	-28.3	-24.4	-29.5	-28.8	-30.1	-33.8	-38.4	-44.2	-52.1	-65.2	-83.8	
Idling Trucks	Leq	-17.1	-51.3	-47.5	-44.3	-43.7	-39.8	-35.4	-38.1	-24.3	-35.1	-33.7	-33.9	-32.1	-29.9	-29.6	-30.0	-27.8	-24.0	-29.0	-28.3	-29.6	-33.3	-37.9	-43.7	-51.7	-64.7	-83.3	
Idling Trucks	CNEL	-17.7	-51.8	-48.1	-44.9	-44.3	-40.3	-36.0	-38.7	-24.8	-35.7	-34.3	-34.5	-32.6	-30.5	-30.2	-30.6	-28.4	-24.6	-29.6	-28.9	-30.2	-34.0	-38.6	-44.5	-52.5	-65.7	-84.4	
Idling Trucks	Leq	-17.2	-51.4	-47.6	-44.4	-43.8	-39.8	-35.5	-38.2	-24.3	-35.2	-33.8	-34.0	-32.1	-30.0	-29.7	-30.1	-27.9	-24.1	-29.1	-28.4	-29.7	-33.5	-38.1	-44.0	-52.0	-65.2	-84.0	
Idling Trucks	CNEL	-17.9	-52.0	-48.2	-45.0	-44.4	-40.4	-36.1	-38.8	-24.9	-35.8	-34.4	-34.6	-32.7	-30.6	-30.3	-30.8	-28.6	-24.7	-29.8	-29.1	-30.4	-34.2	-38.9	-44.9	-53.0	-66.4	-85.4	
Idling Trucks	Leq	-17.4	-51.5	-47.7	-44.5	-43.9	-39.9	-35.6	-38.4	-24.5	-35.3	-33.9	-34.1	-32.3	-30.2	-29.8	-30.3	-28.1	-24.3	-29.3	-28.6	-30.0	-33.7	-38.4	-44.4	-52.5	-65.9	-84.9	
Idling Trucks	CNEL	-17.9	-52.0	-48.2	-45.0	-44.3	-40.4	-36.1	-38.9	-25.0	-35.8	-34.4	-34.6	-32.8	-30.7	-30.3	-30.8	-28.6	-24.8	-29.8	-29.1	-30.5	-34.3	-39.0	-45.0	-53.1	-66.5	-85.6	
Idling Trucks	Leq	-17.4	-51.5	-47.7	-44.5	-43.9	-40.0	-35.6	-38.4	-24.5	-35.3	-33.9	-34.2	-32.3	-30.2	-29.8	-30.3	-28.1	-24.3	-29.4	-28.7	-30.0	-33.8	-38.5	-44.5	-52.6	-66.0	-85.1	
Idling Trucks	CNEL	-17.9	-52.0	-48.2	-45.0	-44.4	-40.5	-36.1	-38.9	-25.0	-35.8	-34.4	-34.7	-32.8	-30.7	-30.4	-30.8	-28.7	-24.8	-29.9	-29.2	-30.5	-34.3	-39.0	-45.0	-53.2	-66.7	-85.8	
Idling Trucks	Leq	-17.4	-51.5	-47.8	-44.6	-43.9	-40.0	-35.6	-38.4	-24.5	-35.3	-33.9	-34.2	-32.3	-30.2	-29.9	-30.4	-28.2	-24.3	-29.4	-28.7	-30.1	-33.9	-38.6	-44.6	-52.7	-66.2	-85.3	
Idling Trucks	CNEL	-17.7	-51.9	-48.1	-44.9	-44.3	-40.3	-36.0	-38.7	-24.8	-35.7	-34.3	-34.5	-32.6	-30.5	-30.2	-30.6	-28.4	-24.6	-29.6	-28.9	-30.3	-34.0	-38.7	-44.6	-52.6	-65.8	-84.6	
Idling Trucks	Leq	-17.2	-51.4	-47.6	-44.4	-43.8	-39.8	-35.5	-38.3	-24.4	-35.2	-33.8	-34.0	-32.2	-30.1	-29.7	-30.2	-28.0	-24.1	-29.2	-28.5	-29.8	-33.5	-38.2	-44.1	-52.1	-65.3	-84.1	
Idling Trucks	CNEL	-17.8	-51.9	-48.1	-44.9	-44.3	-40.3	-36.0	-38.8	-24.9	-35.7	-34.3	-34.5	-32.7	-30.6	-30.2	-30.7	-28.5	-24.6	-29.7	-29.0	-30.3	-34.1	-38.7	-44.6	-52.7	-65.9	-84.8	
Idling Trucks	Leq	-17.3	-51.4	-47.6	-44.4	-43.8	-39.9	-35.5	-38.3	-24.4	-35.2	-33.8	-34.1	-32.2	-30.1	-29.7	-30.2	-28.0	-24.2	-29.2	-28.5	-29.8	-33.6	-38.2	-44.2	-52.2	-65.5	-84.3	
Idling Trucks	CNEL	-17.8	-52.0	-48.2	-45.0	-44.3	-40.4	-36.1	-38.8	-24.9	-35.7	-34.3	-34.6	-32.7	-30.6	-30.3	-30.7	-28.5	-24.7	-29.8	-29.1	-30.4	-34.2	-38.8	-44.8	-52.9	-66.2	-85.2	
Idling Trucks	Leq	-17.3	-51.5	-47.7	-44.5	-43.9	-39.9	-35.6	-38.3	-24.4	-35.3	-33.9	-34.1	-32.2	-30.1	-29.8	-30.3	-28.1	-24.2	-29.3	-28.6	-29.9	-33.7	-38.4	-44.3	-52.4	-65.7	-84.7	
Idling Trucks	CNEL	-17.5	-51.7	-47.9	-44.7	-44.1	-40.2	-35.8	-38.6	-24.7	-35.5	-34.1	-34.3	-32.5	-30.3	-30.0	-30.4	-28.2	-24.3	-29.4	-28.6	-29.9	-33.6	-38.2	-44.0	-51.8	-64.8	-83.2	
Idling Trucks	Leq	-17.0	-51.2	-47.4	-44.2	-43.6	-39.7	-35.4	-38.1	-24.2	-35.0	-33.6	-33.9	-32.0	-29.9	-29.5	-29.9	-27.7	-23.8	-28.9	-28.2	-29.5	-33.2	-37.7	-43.5	-51.4	-64.3	-82.7	
Idling Trucks	CNEL	-17.3	-51.5	-47.7	-44.6	-44.0	-40.0	-35.7	-38.4	-24.5	-35.3	-33.9	-34.2	-32.3	-30.2	-29.8	-30.1	-28.0	-24.1	-29.1	-28.4	-29.7	-33.3	-37.8	-43.5	-51.2	-64.0	-82.0	
Idling Trucks	Leq	-16.8	-51.0	-47.3	-44.1	-43.5	-39.5	-35.2	-37.9	-24.0	-34.8	-33.4	-33.7	-31.8	-29.7	-29.3	-29.7	-27.5	-23.6	-28.6	-27.9	-29.2	-32.9	-37.4	-43.1	-50.8	-63.5	-81.6	
Idling Trucks	CNEL	-17.3	-51.5	-47.8	-44.6	-44.0	-40.0	-35.7	-38.4	-24.5	-35.3	-33.9	-34.2	-32.3	-30.2	-29.8	-30.2	-28.0	-24.1	-29.1	-28.4	-29.7	-33.4	-37.9	-43.6	-51.3	-64.1	-82.2	
Idling Trucks	Leq	-16.8	-51.0	-47.3	-44.1	-43.5	-39.5	-35.2	-37.9	-24.0	-34.9	-33.5	-33.7	-31.8	-29.7	-29.4	-29.7	-27.5	-23.6	-28.7	-27.9	-29.2	-32.9	-37.4	-43.1	-50.8	-63.5	-81.6	
Idling Trucks	CNEL	-17.3	-51.5	-47.8	-44.6	-44.0	-40.0	-35.7	-38.4	-24.5	-35.3	-33.9	-34.2	-32.3	-30.2	-29.9	-30.2	-28.0	-24.1	-29.2	-28.4	-29.7	-33.4	-37.9	-43.6	-51.3	-64.1	-82.2	
Idling Trucks	Leq	-16.8	-51.0	-47.3	-44.1	-43.5	-39.6	-35.2	-37.9	-24.0	-34.9	-33.5	-33.7	-31.8	-29.7	-29.4	-29.7	-27.5	-23.7	-28.7	-27.9	-29.2	-32.9	-37.4	-43.1	-50.8	-63.6	-81.7	
Idling Trucks	CNEL	-17.2	-51.5	-47.7	-44.5	-43.9	-40.0	-35.6	-38.3	-24.4	-35.3	-33.9	-34.1	-32.2	-30.1	-29.8	-30.1	-27.9	-24.1	-29.1	-28.3	-29.6	-33.3	-37.8	-43.4	-51.1	-63.8	-81.8	
Idling Trucks	Leq	-16.7	-51.0	-47.2	-44.0	-43.4	-39.5	-35.2	-37.9	-24.0	-34.8	-33.4	-33.6	-31.8	-29.7	-29.3	-29.6	-27.4	-23.6	-28.6	-27.9	-29.1	-32.8	-37.3	-43.0	-50.6	-63.3	-81.3	
Idling Trucks	CNEL	-17.2	-51.5	-47.7	-44.5	-43.9	-40.0	-35.7	-38.4	-24.5	-35.3	-33.9	-34.1	-32.3	-30.1	-29.8	-30.1	-27.9	-24.1	-29.1	-28.3	-29.6	-33.3	-37.8	-43.5	-51.1	-63.8	-81.9	
Idling Trucks	Leq	-16.8	-51.0	-47.2	-44.0	-43.4	-39.5	-35.2	-37.9	-24.0	-34.8	-33.4	-33.7	-31.8	-29.7	-29.3	-29.6	-27.4	-23.6	-28.6	-27.9	-29.1	-32.8	-37.3	-43.0	-50.7	-63.4	-81.4	
Idling Trucks	CNEL	-17.3	-51.5	-47.7	-44.5	-43.9	-40.0	-35.7	-38.4	-24.5	-35.3	-33.9	-34.2	-32.3	-30.2	-29.8	-30.1	-28.0	-24.1	-29.1	-28.4	-29.6	-33.3	-37.8	-43.5	-51.2	-63.9	-82.0	
Idling Trucks	Leq	-16.8	-51.0	-47.2	-44.1	-43.5	-39.5	-35.2	-37.9	-24.0	-34.8	-33.4	-33.7	-31.8	-29.7	-29.3	-29.7	-27.5	-23.6	-28.6	-27.9	-29.2	-32.8	-37.3	-43.0	-50.7	-63.4	-81.5	
Idling Trucks	CNEL	-17.3	-51.5	-47.8	-44.6	-44.0	-40.0	-35.7	-38.4	-24.5	-35.3	-33.9	-34.2	-32.3	-30.2	-29.9	-30.2	-28.0	-24.1	-29.2	-28.4	-29.7	-33.4	-37.9	-43.6	-51.4	-64.1	-82.3	

Duke Patterson Warehouse Contribution spectra - 001 - Duke Patterson Warehouse: Outdoor SP

23

Source	Time slice	Sum	25Hz	31.5Hz	40Hz	50Hz	63Hz	80Hz	100Hz	125Hz	160Hz	200Hz	250Hz	315Hz	400Hz	500Hz	630Hz	800Hz	1kHz	1.25kHz	1.6kHz	2kHz	2.5kHz	3.15kHz	4kHz	5kHz	6.3kHz	8kHz	10kHz
		dB(A)	dB(A)	dB(A)	dB(A)	dB(A)	dB(A)	dB(A)	dB(A)	dB(A)	dB(A)	dB(A)	dB(A)	dB(A)	dB(A)	dB(A)	dB(A)	dB(A)	dB(A)	dB(A)	dB(A)	dB(A)	dB(A)	dB(A)	dB(A)	dB(A)	dB(A)	dB(A)	dB(A)
Idling Trucks	Leq	-16.8	-51.1	-47.3	-44.1	-43.5	-39.6	-35.2	-37.9	-24.1	-34.9	-33.5	-33.7	-31.8	-29.7	-29.4	-29.7	-27.5	-23.7	-28.7	-28.0	-29.2	-32.9	-37.4	-43.2	-50.9	-63.7	-81.8	
Idling Trucks	CNEL	-17.4	-51.6	-47.9	-44.7	-44.1	-40.1	-35.8	-38.5	-24.6	-35.4	-34.0	-34.3	-32.4	-30.3	-29.9	-30.3	-28.1	-24.3	-29.3	-28.6	-29.8	-33.5	-38.1	-43.8	-51.6	-64.5	-82.8	
Idling Trucks	Leq	-16.9	-51.1	-47.4	-44.2	-43.6	-39.6	-35.3	-38.0	-24.1	-35.0	-33.6	-33.8	-31.9	-29.8	-29.5	-29.8	-27.6	-23.8	-28.8	-28.1	-29.4	-33.1	-37.6	-43.4	-51.2	-64.0	-82.3	
Idling Trucks	CNEL	-17.4	-51.6	-47.9	-44.7	-44.1	-40.1	-35.8	-38.5	-24.6	-35.5	-34.0	-34.3	-32.4	-30.3	-30.0	-30.3	-28.1	-24.3	-29.3	-28.6	-29.9	-33.6	-38.1	-43.9	-51.7	-64.6	-82.9	
Idling Trucks	Leq	-17.0	-51.2	-47.4	-44.2	-43.6	-39.6	-35.3	-38.0	-24.1	-35.0	-33.6	-33.8	-31.9	-29.8	-29.5	-29.8	-27.7	-23.8	-28.8	-28.1	-29.4	-33.1	-37.6	-43.4	-51.2	-64.1	-82.4	
Idling Trucks	CNEL	-17.5	-51.7	-47.9	-44.7	-44.1	-40.1	-35.8	-38.5	-24.6	-35.5	-34.1	-34.3	-32.4	-30.3	-30.0	-30.3	-28.2	-24.3	-29.3	-28.6	-29.9	-33.6	-38.2	-43.9	-51.8	-64.7	-83.0	
Idling Trucks	Leq	-17.0	-51.2	-47.4	-44.2	-43.6	-39.7	-35.3	-38.1	-24.2	-35.0	-33.6	-33.8	-32.0	-29.8	-29.5	-29.9	-27.7	-23.8	-28.9	-28.1	-29.4	-33.1	-37.7	-43.5	-51.3	-64.2	-82.6	
Idling Trucks	CNEL	-17.3	-51.6	-47.8	-44.6	-44.0	-40.1	-35.7	-38.4	-24.5	-35.4	-34.0	-34.2	-32.3	-30.2	-29.9	-30.2	-28.0	-24.2	-29.2	-28.5	-29.7	-33.4	-37.9	-43.7	-51.4	-64.2	-82.4	
Idling Trucks	Leq	-16.9	-51.1	-47.3	-44.1	-43.5	-39.6	-35.2	-38.0	-24.1	-34.9	-33.5	-33.7	-31.9	-29.7	-29.4	-29.7	-27.5	-23.7	-28.7	-28.0	-29.3	-32.9	-37.5	-43.2	-50.9	-63.7	-81.9	
Idling Trucks	CNEL	-17.4	-51.6	-47.8	-44.6	-44.0	-40.1	-35.7	-38.5	-24.6	-35.4	-34.0	-34.2	-32.4	-30.2	-29.9	-30.2	-28.0	-24.2	-29.2	-28.5	-29.8	-33.4	-38.0	-43.7	-51.5	-64.3	-82.5	
Idling Trucks	Leq	-16.9	-51.1	-47.3	-44.1	-43.5	-39.6	-35.3	-38.0	-24.1	-34.9	-33.5	-33.8	-31.9	-29.8	-29.4	-29.7	-27.6	-23.7	-28.7	-28.0	-29.3	-33.0	-37.5	-43.2	-51.0	-63.8	-82.0	
Idling Trucks	CNEL	-17.4	-51.6	-47.8	-44.7	-44.0	-40.1	-35.8	-38.5	-24.6	-35.4	-34.0	-34.3	-32.4	-30.3	-29.9	-30.3	-28.1	-24.2	-29.3	-28.5	-29.8	-33.5	-38.0	-43.8	-51.6	-64.4	-82.7	
Idling Trucks	Leq	-16.9	-51.1	-47.4	-44.2	-43.6	-39.6	-35.3	-38.0	-24.1	-34.9	-33.5	-33.8	-31.9	-29.8	-29.5	-29.8	-27.6	-23.8	-28.8	-28.0	-29.3	-33.0	-37.6	-43.3	-51.1	-64.0	-82.2	
31 Parking: Spaces 10	CNEL	24.5					12.9			20.8			5.5			8.8			16.0			18.1			13.7			-4.3	
31 Parking: Spaces 10	Leq	27.5					15.9			23.8			8.5			11.8			19.0			21.1			16.8			-1.3	
Parking 1: Spaces 30	CNEL	15.8					8.4			13.0			2.1			5.3			5.1			3.9			-5.4			-34.4	
Parking 1: Spaces 30	Leq	18.8					11.5			16.0			5.1			8.3			8.1			6.9			-2.4			-31.4	
Parking 2: Spaces 20	CNEL	9.6					3.7			7.2			-3.7			-2.4			-5.6			-7.7			-19.0			-50.0	
Parking 2: Spaces 20	Leq	12.6					6.7			10.2			-0.7			0.7			-2.6			-4.7			-16.0			-47.0	
Parking 3: Spaces 20	CNEL	8.9					2.9			6.5			-4.1			-2.6			-5.9			-8.1			-20.1			-52.7	
Parking 3: Spaces 20	Leq	11.9					5.9			9.5			-1.1			0.4			-2.9			-5.1			-17.1			-49.7	
Parking 4: Spaces 20	CNEL	8.4					2.3			6.0			-4.4			-2.9			-6.2			-8.6			-21.2			-55.5	
Parking 4: Spaces 20	Leq	11.4					5.3			9.0			-1.4			0.1			-3.2			-5.5			-18.2			-52.4	
Parking 5: Spaces 20	CNEL	8.0					1.8			5.6			-4.8			-3.3			-6.6			-9.1			-22.3			-58.6	
Parking 5: Spaces 20	Leq	11.0					4.8			8.6			-1.7			-0.3			-3.6			-6.1			-19.3			-55.5	
Parking 6: Spaces 14	CNEL	5.4					-0.8			3.0			-7.2			-5.8			-9.1			-11.7			-25.6			-63.5	
Parking 6: Spaces 14	Leq	8.4					2.2			6.0			-4.2			-2.8			-6.1			-8.7			-22.6			-60.5	
Parking 7: Spaces 15	CNEL	5.5					-0.7			3.1			-7.1			-5.6			-9.0			-11.7			-26.4			-66.8	
Parking 7: Spaces 15	Leq	8.5					2.3			6.1			-4.1			-2.6			-6.0			-8.7			-23.4			-63.7	
Parking 8: Spaces 15	CNEL	6.1					-0.2			3.5			-8.6			-7.0			-6.3			-5.9			-15.2			-43.6	
Parking 8: Spaces 15	Leq	9.1					2.8			6.5			-5.6			-4.0			-3.3			-2.8			-12.1			-40.6	
Parking 9: Spaces 10	CNEL	-1.1					-6.8			-3.8			-15.3			-14.0			-15.3			-14.6			-23.8			-53.7	
Parking 9: Spaces 10	Leq	1.9					-3.7			-0.8			-12.3			-11.0			-12.3			-11.6			-20.8			-50.7	
Parking 10: Spaces 10	CNEL	-1.9					-7.7			-4.5			-15.7			-14.4			-16.0			-15.3			-25.0			-56.4	
Parking 10: Spaces 10	Leq	1.1					-4.7			-1.5			-12.7			-11.3			-13.0			-12.3			-22.0			-53.4	
Parking 11: Spaces 10	CNEL	-2.5					-8.3			-5.1			-16.1			-14.7			-16.7			-16.1			-26.2			-59.3	

Duke Patterson Warehouse Contribution spectra - 001 - Duke Patterson Warehouse: Outdoor SP

23

Source	Time slice	Sum	25Hz	31.5Hz	40Hz	50Hz	63Hz	80Hz	100Hz	125Hz	160Hz	200Hz	250Hz	315Hz	400Hz	500Hz	630Hz	800Hz	1kHz	1.25kHz	1.6kHz	2kHz	2.5kHz	3.15kHz	4kHz	5kHz	6.3kHz	8kHz	10kHz
		dB(A)	dB(A)	dB(A)	dB(A)	dB(A)	dB(A)	dB(A)	dB(A)	dB(A)	dB(A)	dB(A)	dB(A)	dB(A)	dB(A)	dB(A)	dB(A)	dB(A)	dB(A)	dB(A)	dB(A)	dB(A)	dB(A)	dB(A)	dB(A)	dB(A)	dB(A)	dB(A)	dB(A)
Parking 11: Spaces 10	Leq	0.5					-5.3			-2.1			-13.1			-11.7			-13.7			-13.1			-23.2			-56.3	
Parking 12: Spaces 10	CNEL	-3.0					-8.8			-5.7			-16.5			-15.2			-17.3			-16.9			-27.5			-62.4	
Parking 12: Spaces 10	Leq	0.0					-5.7			-2.6			-13.5			-12.2			-14.3			-13.8			-24.5			-59.4	
Parking 13: Spaces 8	CNEL	-4.4					-10.2			-7.1			-17.9			-16.6			-18.8			-18.5			-29.6			-66.3	
Parking 13: Spaces 8	Leq	-1.4					-7.1			-4.1			-14.8			-13.6			-15.8			-15.5			-26.6			-63.3	
Parking 14: Spaces 9	CNEL	-4.2					-9.9			-6.8			-17.6			-16.4			-18.9			-18.9			-30.6			-69.4	
Parking 14: Spaces 9	Leq	-1.2					-6.9			-3.8			-14.6			-13.3			-15.9			-15.9			-27.6			-66.4	
Parking 15: Spaces 10	CNEL	18.2					8.0			14.8			-0.5			2.7			9.9			11.6			3.1			-24.2	
Parking 15: Spaces 10	Leq	21.2					11.0			17.8			2.5			5.7			12.9			14.6			6.1			-21.2	
Parking 16: Spaces 9	CNEL	18.6					8.2			15.2			-0.2			3.0			10.2			12.4			4.2			-21.4	
Parking 16: Spaces 9	Leq	21.6					11.2			18.2			2.8			6.0			13.2			15.4			7.2			-18.4	
Parking 17: Spaces 10	CNEL	19.1					8.7			15.7			0.3			3.4			10.7			12.7			4.6			-21.0	
Parking 17: Spaces 10	Leq	22.1					11.7			18.7			3.3			6.5			13.7			15.7			7.6			-18.0	
Parking 18: Spaces 5	CNEL	14.5					4.3			11.1			-2.9			0.3			6.7			7.6			-1.2			-28.0	
Parking 18: Spaces 5	Leq	17.5					7.3			14.1			0.1			3.3			9.7			10.6			1.9			-25.0	
Parking 19: Spaces 6	CNEL	17.8					7.2			14.4			-1.1			2.1			9.3			11.5			3.8			-20.2	
Parking 19: Spaces 6	Leq	20.8					10.2			17.4			1.9			5.1			12.3			14.5			6.8			-17.2	
Parking 20: Spaces 12	CNEL	21.8					11.2			18.4			2.9			6.1			13.3			15.4			8.0			-16.5	
Parking 20: Spaces 12	Leq	24.8					14.2			21.4			5.9			9.1			16.4			18.4			11.0			-13.5	
Parking 21: Spaces 10	CNEL	15.8					6.4			13.0			0.9			4.1			6.8			6.9			-2.4			-28.9	
Parking 21: Spaces 10	Leq	18.8					9.4			16.0			4.0			7.1			9.8			9.9			0.6			-25.9	
Parking 22: Spaces 5	CNEL	13.6					4.3			11.1			-1.3			1.9			3.3			4.6			-4.2			-28.1	
Parking 22: Spaces 5	Leq	16.7					7.3			14.1			1.8			5.0			6.3			7.6			-1.2			-25.1	
Parking 23: Spaces 10	CNEL	29.5					16.7			25.6			11.4			14.9			20.9			23.3			19.4			6.4	
Parking 23: Spaces 10	Leq	32.5					19.7			28.6			14.4			18.0			23.9			26.4			22.4			9.4	
Parking 24: Spaces 10	CNEL	29.4					16.7			25.6			11.5			15.0			21.0			23.0			19.1			6.2	
Parking 24: Spaces 10	Leq	32.4					19.8			28.6			14.5			18.0			24.0			26.0			22.1			9.2	
Parking 25: Spaces 14	CNEL	31.1					18.8			27.4			12.7			16.2			22.6			24.7			21.0			6.6	
Parking 25: Spaces 14	Leq	34.1					21.8			30.4			15.7			19.2			25.6			27.7			24.0			9.6	
Parking 26: Spaces 10	CNEL	27.7					14.8			23.2			8.3			11.7			19.5			22.5			17.3			2.3	
Parking 26: Spaces 10	Leq	30.7					17.8			26.2			11.3			14.7			22.5			25.5			20.4			5.3	
Parking 27: Spaces 10	CNEL	27.0					14.9			23.4			8.5			11.9			18.5			20.7			16.5			1.4	
Parking 27: Spaces 10	Leq	30.0					18.0			26.4			11.5			14.9			21.5			23.7			19.5			4.4	
Parking 28: Spaces 20	CNEL	31.9					20.0			28.2			13.2			16.6			23.4			25.5			21.6			5.7	
Parking 28: Spaces 20	Leq	34.9					23.0			31.2			16.2			19.6			26.4			28.5			24.6			8.7	
Parking 29: Spaces 9	CNEL	25.6					13.2			21.3			6.1			9.7			16.3			20.6			15.0			-1.6	

Duke Patterson Warehouse Contribution spectra - 001 - Duke Patterson Warehouse: Outdoor SP

23

Source	Time slice	Sum	25Hz	31.5Hz	40Hz	50Hz	63Hz	80Hz	100Hz	125Hz	160Hz	200Hz	250Hz	315Hz	400Hz	500Hz	630Hz	800Hz	1kHz	1.25kHz	1.6kHz	2kHz	2.5kHz	3.15kHz	4kHz	5kHz	6.3kHz	8kHz	10kHz							
		dB(A)	dB(A)	dB(A)	dB(A)	dB(A)	dB(A)	dB(A)	dB(A)	dB(A)	dB(A)	dB(A)	dB(A)	dB(A)	dB(A)	dB(A)	dB(A)	dB(A)	dB(A)	dB(A)	dB(A)	dB(A)	dB(A)	dB(A)	dB(A)	dB(A)	dB(A)	dB(A)	dB(A)							
Parking 29: Spaces 9	Leq	28.6					16.2			24.3			9.1			12.7			19.3				23.6				18.0			1.5						
Parking 30: Spaces 3	CNEL	19.7					7.5			15.4			0.1			3.4			10.4				14.8				8.8			-9.1						
Parking 30: Spaces 3	Leq	22.7					10.5			18.5			3.1			6.4			13.5				17.8				11.8			-6.1						
Trailer Stall 1: Spaces 72	CNEL	34.2	-13.9	-9.3	-5.3	-3.9	0.9	6.1	6.6	21.4	11.4	12.2	12.9	15.8	19.6	20.9	21.3	24.3	29.0	24.4	24.4	23.6	20.7	17.7	14.1	9.7	2.3	-7.3	-18.2							
Trailer Stall 1: Spaces 72	Leq	37.2	-10.9	-6.3	-2.3	-0.8	3.9	9.1	9.6	24.4	14.4	15.2	15.9	18.8	22.6	23.9	24.3	27.3	32.0	27.4	27.4	26.6	23.7	20.7	17.1	12.7	5.3	-4.3	-15.2							
Trailer Stall 2: Spaces 47	CNEL	10.4	-27.6	-23.1	-19.3	-18.1	-13.7	-8.9	-11.2	3.1	-7.4	-5.7	-5.7	-3.7	-1.4	-1.0	-1.4	0.7	3.6	-1.1	-2.3	-4.7	-9.6	-15.5	-22.8	-32.5	-47.6	-68.5	-95.7							
Trailer Stall 2: Spaces 47	Leq	13.4	-24.6	-20.1	-16.3	-15.1	-10.7	-5.9	-8.1	6.1	-4.4	-2.7	-2.7	-0.7	1.6	2.0	1.6	3.7	6.6	1.9	0.7	-1.7	-6.6	-12.5	-19.8	-29.4	-44.6	-65.5	-92.7							
Trailer Stall 3: Spaces 22	CNEL	7.2	-32.0	-27.5	-23.7	-22.6	-18.1	-13.3	-15.6	-1.4	-11.9	-10.2	-10.2	-8.2	-5.9	-5.5	-5.9	-3.8	2.4	-3.6	-4.8	-7.2	-12.1	-17.9	-25.3	-34.9	-50.1	-71.1	-98.7							
Trailer Stall 3: Spaces 22	Leq	10.2	-28.9	-24.5	-20.7	-19.5	-15.1	-10.3	-12.6	1.6	-8.9	-7.2	-7.2	-5.2	-2.9	-2.4	-2.9	-0.7	5.4	-0.6	-1.8	-4.2	-9.1	-14.9	-22.2	-31.9	-47.1	-68.1	-95.7							
Receiver R2 FI G		dB(A)	Lr,lim	dB(A)	CNEL	45.9	dB(A)	Leq	46.9	dB(A)																										
Back Up Alarm 1	CNEL	-0.8					-16.9			-14.4			-10.0			-7.0			-7.1								-17.9			-55.3						
Back Up Alarm 1	Leq	-0.3					-16.4			-13.9			-9.6			-6.5			-6.6								-17.4			-54.8						
Back Up Alarm 1	CNEL	-0.8					-16.9			-14.4			-10.0			-7.0			-7.1								-17.9			-55.3						
Back Up Alarm 1	Leq	-0.3					-16.4			-13.9			-9.6			-6.5			-6.6								-17.4			-54.8						
Back Up Alarm 1	CNEL	-0.8					-16.9			-14.4			-10.0			-7.0			-7.1								-17.9			-55.3						
Back Up Alarm 1	Leq	-0.3					-16.4			-13.9			-9.6			-6.5			-6.6								-17.4			-54.8						
Back Up Alarm 1	CNEL	-0.8					-16.9			-14.4			-10.0			-7.0			-7.1								-17.9			-55.3						
Back Up Alarm 1	Leq	-0.3					-16.4			-13.9			-9.6			-6.5			-6.6								-17.4			-54.8						
Back Up Alarm 1	CNEL	-0.8					-16.9			-14.4			-10.0			-7.0			-7.1								-17.9			-55.3						
Back Up Alarm 1	Leq	-0.3					-16.4			-13.9			-9.6			-6.5			-6.6								-17.4			-54.8						
Back Up Alarm 1	CNEL	-0.8					-16.8			-14.4			-10.0			-7.0			-7.1								-17.9			-55.3						
Back Up Alarm 1	Leq	-0.3					-16.4			-13.9			-9.6			-6.5			-6.6								-17.4			-54.8						
Back Up Alarm 1	CNEL	20.6					-6.5			-0.7			3.7			9.9			14.1				17.7			12.0			-8.1							
Back Up Alarm 1	Leq	21.0					-6.0			-0.3			4.1			10.3			14.6				18.2			12.5			-7.6							
Back Up Alarm 1	CNEL	21.9					-6.2			-0.2			3.8			10.0			15.9				18.8			14.4			-3.3							
Back Up Alarm 1	Leq	22.4					-5.7			0.3			4.3			10.5			16.3				19.3			14.9			-2.8							
Back Up Alarm 1	CNEL	22.0					-6.1			-0.1			4.0			10.2			16.0				18.9			14.5			-3.0							
Back Up Alarm 1	Leq	22.5					-5.6			0.4			4.5			10.7			16.5				19.4			15.0			-2.5							
Back Up Alarm 1	CNEL	21.9					-6.0			0.1			4.2			10.4			16.1				18.3			14.6			-2.7							
Back Up Alarm 1	Leq	22.3					-5.5			0.6			4.7			10.9			16.6				18.8			15.1			-2.2							

Duke Patterson Warehouse Contribution spectra - 001 - Duke Patterson Warehouse: Outdoor SP

23

Source	Time slice	Sum	25Hz	31.5Hz	40Hz	50Hz	63Hz	80Hz	100Hz	125Hz	160Hz	200Hz	250Hz	315Hz	400Hz	500Hz	630Hz	800Hz	1kHz	1.25kHz	1.6kHz	2kHz	2.5kHz	3.15kHz	4kHz	5kHz	6.3kHz	8kHz	10kHz
		dB(A)	dB(A)	dB(A)	dB(A)	dB(A)	dB(A)	dB(A)	dB(A)	dB(A)	dB(A)	dB(A)	dB(A)	dB(A)	dB(A)	dB(A)	dB(A)	dB(A)	dB(A)	dB(A)	dB(A)	dB(A)	dB(A)	dB(A)	dB(A)	dB(A)	dB(A)	dB(A)	dB(A)
Back Up Alarm 1	CNEL	-0.8					-16.8			-14.4			-10.0			-7.0			-7.1			-5.7			-17.9			-55.3	
Back Up Alarm 1	Leq	-0.3					-16.4			-13.9			-9.6			-6.5			-6.6			-5.2			-17.4			-54.8	
Back Up Alarm 1	CNEL	-0.8					-16.8			-14.4			-10.0			-7.0			-7.1			-5.7			-17.9			-55.3	
Back Up Alarm 1	Leq	-0.3					-16.4			-13.9			-9.6			-6.5			-6.6			-5.2			-17.4			-54.8	
Back Up Alarm 1	CNEL	21.1					-6.7			-1.0			3.3			12.0			15.6			17.6			11.9			-8.3	
Back Up Alarm 1	Leq	21.6					-6.2			-0.5			3.8			12.5			16.1			18.1			12.4			-7.8	
Back Up Alarm 1	CNEL	20.9					-6.6			-0.9			3.5			9.7			15.6			17.6			12.0			-8.2	
Back Up Alarm 1	Leq	21.4					-6.1			-0.4			4.0			10.2			16.1			18.1			12.5			-7.7	
Back Up Alarm 1	CNEL	-0.8					-16.9			-14.4			-10.0			-7.0			-7.1			-5.7			-17.9			-55.4	
Back Up Alarm 1	Leq	-0.3					-16.4			-13.9			-9.6			-6.5			-6.6			-5.2			-17.4			-54.9	
Back Up Alarm 1	CNEL	-0.8					-16.9			-14.5			-10.0			-7.0			-7.1			-5.7			-18.0			-56.1	
Back Up Alarm 1	Leq	-0.3					-16.4			-14.0			-9.6			-6.5			-6.6			-5.2			-17.6			-55.7	
Back Up Alarm 1	CNEL	-0.8					-16.9			-14.5			-10.0			-7.0			-7.1			-5.7			-18.0			-56.1	
Back Up Alarm 1	Leq	-0.3					-16.4			-14.0			-9.6			-6.5			-6.6			-5.2			-17.6			-55.6	
Back Up Alarm 1	CNEL	-0.8					-16.9			-14.4			-10.0			-7.0			-7.1			-5.7			-18.0			-56.0	
Back Up Alarm 1	Leq	-0.3					-16.4			-14.0			-9.6			-6.5			-6.6			-5.2			-17.5			-55.5	
Back Up Alarm 1	CNEL	-0.8					-16.9			-14.4			-10.0			-7.0			-7.1			-5.7			-18.0			-55.9	
Back Up Alarm 1	Leq	-0.3					-16.4			-14.0			-9.6			-6.5			-6.6			-5.2			-17.5			-55.4	
Back Up Alarm 1	CNEL	-0.8					-16.9			-14.5			-10.0			-7.0			-7.1			-5.7			-18.1			-56.5	
Back Up Alarm 1	Leq	-0.3					-16.5			-14.0			-9.6			-6.5			-6.6			-5.2			-17.6			-56.1	
Back Up Alarm 1	CNEL	-0.8					-16.9			-14.5			-10.0			-7.0			-7.1			-5.7			-18.1			-56.4	
Back Up Alarm 1	Leq	-0.3					-16.5			-14.0			-9.6			-6.5			-6.6			-5.2			-17.6			-56.0	
Back Up Alarm 1	CNEL	-0.8					-16.9			-14.5			-10.0			-7.0			-7.1			-5.7			-18.1			-56.4	
Back Up Alarm 1	Leq	-0.3					-16.5			-14.0			-9.6			-6.5			-6.6			-5.2			-17.6			-55.9	
Back Up Alarm 1	CNEL	-0.8					-16.9			-14.5			-10.0			-7.0			-7.1			-5.7			-18.1			-56.3	
Back Up Alarm 1	Leq	-0.3					-16.5			-14.0			-9.6			-6.5			-6.6			-5.2			-17.6			-55.8	
Back Up Alarm 1	CNEL	-0.8					-16.9			-14.4			-10.0			-7.0			-7.1			-5.7			-17.9			-55.5	
Back Up Alarm 1	Leq	-0.3					-16.4			-14.0			-9.6			-6.5			-6.6			-5.2			-17.5			-55.4	
Back Up Alarm 1	CNEL	-0.8					-16.9			-14.4			-10.0			-7.0			-7.1			-5.7			-17.9			-55.5	
Back Up Alarm 1	Leq	-0.3					-16.4			-14.0			-9.6			-6.5			-6.6			-5.2			-17.5			-55.1	
Back Up Alarm 1	CNEL	-0.8					-16.9			-14.4			-10.0			-7.0			-7.1			-5.7			-17.9			-55.5	
Back Up Alarm 1	Leq	-0.3					-16.4			-13.9			-9.6			-6.5			-6.6			-5.2			-17.4			-55.0	
Back Up Alarm 1	CNEL	-0.8					-16.9			-14.4			-10.0			-7.0			-7.1			-5.7			-17.9			-55.5	
Back Up Alarm 1	Leq	-0.3					-16.4			-13.9			-9.6			-6.5			-6.6			-5.2			-17.4			-55.0	
Back Up Alarm 1	CNEL	-0.8					-16.9			-14.4			-10.0			-7.0			-7.1			-5.7			-17.9			-55.4	
Back Up Alarm 1	Leq	-0.3					-16.4			-13.9			-9.6			-6.5			-6.6			-5.2			-17.4			-54.9	

Duke Patterson Warehouse Contribution spectra - 001 - Duke Patterson Warehouse: Outdoor SP

23

Source	Time slice	Sum	25Hz	31.5Hz	40Hz	50Hz	63Hz	80Hz	100Hz	125Hz	160Hz	200Hz	250Hz	315Hz	400Hz	500Hz	630Hz	800Hz	1kHz	1.25kHz	1.6kHz	2kHz	2.5kHz	3.15kHz	4kHz	5kHz	6.3kHz	8kHz	10kHz
		dB(A)	dB(A)	dB(A)	dB(A)	dB(A)	dB(A)	dB(A)	dB(A)	dB(A)	dB(A)	dB(A)	dB(A)	dB(A)	dB(A)	dB(A)	dB(A)	dB(A)	dB(A)	dB(A)	dB(A)	dB(A)	dB(A)	dB(A)	dB(A)	dB(A)	dB(A)	dB(A)	dB(A)
Back Up Alarm 1	CNEL	-0.8					-16.9			-14.4			-10.0			-7.0			-7.1			-5.7			-18.0			-55.8	
Back Up Alarm 1	Leq	-0.3					-16.4			-14.0			-9.6			-6.5			-6.6			-5.2			-17.5			-55.3	
Back Up Alarm 1	CNEL	-0.8					-16.9			-14.4			-10.0			-7.0			-7.1			-5.7			-18.0			-55.7	
Back Up Alarm 1	Leq	-0.3					-16.4			-14.0			-9.6			-6.5			-6.6			-5.2			-17.5			-55.2	
Back Up Alarm 1	CNEL	-0.8					-16.9			-14.4			-10.0			-7.0			-7.1			-5.7			-18.0			-55.7	
Back Up Alarm 1	Leq	-0.3					-16.4			-14.0			-9.6			-6.5			-6.6			-5.2			-17.5			-55.2	
Back Up Alarm 1	CNEL	-0.8					-16.9			-14.4			-10.0			-7.0			-7.1			-5.7			-18.0			-55.7	
Back Up Alarm 1	Leq	-0.3					-16.4			-14.0			-9.6			-6.5			-6.6			-5.2			-17.5			-55.1	
Back Up Alarm 1	CNEL	23.6					-3.6			3.0			7.6			13.9			18.2			19.4			15.9			2.3	
Back Up Alarm 1	Leq	24.0					-3.1			3.5			8.1			14.3			18.7			19.9			16.4			2.7	
Back Up Alarm 1	CNEL	23.5					-3.7			2.9			7.5			13.7			18.1			19.4			15.8			2.1	
Back Up Alarm 1	Leq	23.9					-3.3			3.4			7.9			14.2			18.6			19.9			16.3			2.6	
Back Up Alarm 1	CNEL	23.4					-3.9			2.7			7.3			13.5			18.0			19.3			15.7			1.9	
Back Up Alarm 1	Leq	23.8					-3.4			3.2			7.7			14.0			18.5			19.8			16.2			2.4	
Back Up Alarm 1	CNEL	23.3					-4.0			2.6			7.1			13.3			17.9			19.2			15.6			1.8	
Back Up Alarm 1	Leq	23.7					-3.5			3.1			7.6			13.8			18.4			19.7			16.1			2.3	
Back Up Alarm 1	CNEL	23.9					-3.2			3.6			8.3			14.5			18.6			19.7			16.2			2.7	
Back Up Alarm 1	Leq	24.4					-2.7			4.1			8.8			15.0			19.0			20.2			16.6			3.1	
Back Up Alarm 1	CNEL	23.8					-3.3			3.4			8.1			14.4			18.5			19.6			16.1			2.5	
Back Up Alarm 1	Leq	24.3					-2.8			3.9			8.6			14.9			18.9			20.1			16.6			3.0	
Back Up Alarm 1	CNEL	23.7					-3.4			3.3			8.0			14.2			18.4			19.6			16.0			2.3	
Back Up Alarm 1	Leq	24.2					-2.9			3.8			8.5			14.7			18.9			20.1			16.5			2.8	
Back Up Alarm 1	CNEL	23.6					-3.5			3.2			7.8			14.0			18.3			19.5			16.0			2.1	
Back Up Alarm 1	Leq	24.1					-3.0			3.7			8.3			14.5			18.8			20.0			16.4			2.6	
Back Up Alarm 1	CNEL	23.3					-4.1			2.4			6.9			13.1			17.8			19.1			16.5			1.6	
Back Up Alarm 1	Leq	23.8					-3.6			2.9			7.4			13.6			18.3			19.6			17.0			2.1	
Back Up Alarm 1	CNEL	22.6					-4.8			1.6			5.9			12.1			17.2			18.6			15.0			-0.3	
Back Up Alarm 1	Leq	23.0					-4.3			2.1			6.4			12.6			17.7			19.1			15.4			0.2	
Back Up Alarm 1	CNEL	22.4					-4.9			1.4			5.7			11.9			17.1			18.5			14.8			-0.5	
Back Up Alarm 1	Leq	22.9					-4.4			1.9			6.2			12.4			17.6			19.0			15.3			-0.1	
Back Up Alarm 1	CNEL	22.3					-5.0			1.3			5.5			11.7			17.0			18.4			14.4			-0.8	
Back Up Alarm 1	Leq	22.8					-4.5			1.8			6.0			12.2			17.5			18.9			14.9			-0.4	
Back Up Alarm 1	CNEL	22.1					-5.1			1.1			5.3			11.5			16.9			18.3			14.3			-1.2	
Back Up Alarm 1	Leq	22.6					-4.6			1.6			5.8			12.0			17.4			18.8			14.7			-0.7	
Back Up Alarm 1	CNEL	23.2					-4.2			2.3			6.7			12.9			17.7			19.0			16.5			1.5	
Back Up Alarm 1	Leq	23.7					-3.8			2.7			7.2			13.4			18.2			19.5			17.0			1.9	

Duke Patterson Warehouse Contribution spectra - 001 - Duke Patterson Warehouse: Outdoor SP

23

Source	Time slice	Sum	25Hz	31.5Hz	40Hz	50Hz	63Hz	80Hz	100Hz	125Hz	160Hz	200Hz	250Hz	315Hz	400Hz	500Hz	630Hz	800Hz	1kHz	1.25kHz	1.6kHz	2kHz	2.5kHz	3.15kHz	4kHz	5kHz	6.3kHz	8kHz	10kHz
		dB(A)	dB(A)	dB(A)	dB(A)	dB(A)	dB(A)	dB(A)	dB(A)	dB(A)	dB(A)	dB(A)	dB(A)	dB(A)	dB(A)	dB(A)	dB(A)	dB(A)	dB(A)	dB(A)	dB(A)	dB(A)	dB(A)	dB(A)	dB(A)	dB(A)	dB(A)	dB(A)	dB(A)
Back Up Alarm 1	CNEL	23.1					-4.4			2.1			6.5			12.7			17.6			18.9			16.5			1.3	
Back Up Alarm 1	Leq	23.6					-3.9			2.6			7.0			13.2			18.1			19.4			17.0			1.8	
Back Up Alarm 1	CNEL	23.0					-4.5			1.9			6.3			12.5			17.5			18.8			16.4			1.2	
Back Up Alarm 1	Leq	23.5					-4.0			2.4			6.8			13.0			17.9			19.3			16.9			1.7	
Back Up Alarm 1	CNEL	22.9					-4.6			1.8			6.1			12.3			17.3			18.7			16.4			1.0	
Back Up Alarm 1	Leq	23.4					-4.1			2.3			6.6			12.8			17.8			19.2			16.9			1.5	
Back Up Alarm 1	CNEL	24.0					-3.1			3.7			8.5			14.7			18.6			19.8			16.2			2.8	
Back Up Alarm 1	Leq	24.5					-2.6			4.2			8.9			15.2			19.1			20.2			16.7			3.3	
Back Up Alarm 1	CNEL	22.0					-5.2			1.0			5.1			11.3			16.7			18.2			14.1			-1.5	
Back Up Alarm 1	Leq	22.5					-4.8			1.5			5.6			11.8			17.2			18.7			14.6			-1.0	
Back Up Alarm 1	CNEL	23.4					-4.1			2.2			8.2			14.4			17.8			18.8			16.8			1.5	
Back Up Alarm 1	Leq	23.9					-3.6			2.6			8.7			14.9			18.2			19.3			17.2			2.0	
Back Up Alarm 1	CNEL	24.4					-2.6			4.3			9.3			15.5			19.1			20.1			16.6			3.7	
Back Up Alarm 1	Leq	24.9					-2.1			4.8			9.8			16.0			19.5			20.5			17.0			4.2	
Back Up Alarm 1	CNEL	24.5					-1.5			5.0			9.3			15.5			19.2			20.1			16.7			4.0	
Back Up Alarm 1	Leq	25.0					-1.0			5.5			9.8			16.0			19.7			20.6			17.2			4.5	
Back Up Alarm 1	CNEL	22.0					-5.9			0.3			4.4			10.6			16.2			18.5			14.7			-2.4	
Back Up Alarm 1	Leq	22.5					-5.4			0.7			4.9			11.1			16.7			18.9			15.2			-1.9	
Back Up Alarm 1	CNEL	21.6					-5.8			0.4			4.6			10.8			16.4			17.9			13.7			-2.4	
Back Up Alarm 1	Leq	22.1					-5.3			0.9			5.0			11.3			16.9			18.3			14.2			-2.0	
Back Up Alarm 1	CNEL	21.7					-5.4			0.7			4.7			11.0			16.5			18.0			13.8			-2.1	
Back Up Alarm 1	Leq	22.2					-5.0			1.2			5.2			11.4			17.0			18.5			14.3			-1.6	
Back Up Alarm 1	CNEL	21.9					-5.3			0.8			4.9			11.1			16.6			18.1			14.0			-1.8	
Back Up Alarm 1	Leq	22.4					-4.9			1.3			5.4			11.6			17.1			18.6			14.5			-1.3	
Back Up Alarm 1	CNEL	24.5					-1.9			4.8			9.3			15.5			19.1			20.1			16.6			4.0	
Back Up Alarm 1	Leq	25.0					-1.4			5.2			9.8			16.0			19.6			20.6			17.1			4.5	
Back Up Alarm 1	CNEL	24.3					-2.6			4.1			9.0			15.2			18.9			20.0			16.4			3.3	
Back Up Alarm 1	Leq	24.7					-2.2			4.6			9.4			15.7			19.4			20.4			16.9			3.8	
Back Up Alarm 1	CNEL	24.2					-2.7			4.0			8.9			15.1			18.8			19.9			16.4			3.2	
Back Up Alarm 1	Leq	24.7					-2.3			4.5			9.3			15.6			19.3			20.4			16.9			3.7	
Back Up Alarm 1	CNEL	24.1					-2.8			3.9			8.7			15.0			18.8			19.9			16.3			3.1	
Back Up Alarm 1	Leq	24.6					-2.4			4.4			9.2			15.4			19.3			20.4			16.8			3.6	
Back Up Alarm 1	CNEL	24.1					-3.0			3.8			8.6			14.8			18.7			19.8			16.3			3.0	
Back Up Alarm 1	Leq	24.5					-2.5			4.3			9.1			15.3			19.2			20.3			16.8			3.4	
Back Up Alarm 1	CNEL	24.4					-2.1			4.6			9.3			15.5			19.1			20.1			16.6			3.7	
Back Up Alarm 1	Leq	24.9					-1.6			5.1			9.7			16.0			19.6			20.6			17.0			4.2	

Duke Patterson Warehouse Contribution spectra - 001 - Duke Patterson Warehouse: Outdoor SP

23

Source	Time slice	Sum	25Hz	31.5Hz	40Hz	50Hz	63Hz	80Hz	100Hz	125Hz	160Hz	200Hz	250Hz	315Hz	400Hz	500Hz	630Hz	800Hz	1kHz	1.25kHz	1.6kHz	2kHz	2.5kHz	3.15kHz	4kHz	5kHz	6.3kHz	8kHz	10kHz
		dB(A)	dB(A)	dB(A)	dB(A)	dB(A)	dB(A)	dB(A)	dB(A)	dB(A)	dB(A)	dB(A)	dB(A)	dB(A)	dB(A)	dB(A)	dB(A)	dB(A)	dB(A)	dB(A)	dB(A)	dB(A)	dB(A)	dB(A)	dB(A)	dB(A)	dB(A)	dB(A)	dB(A)
Back Up Alarm 1	CNEL	24.4					-2.3			4.5			9.2			15.4			19.0			20.1			16.5			3.6	
Back Up Alarm 1	Leq	24.9					-1.8			4.9			9.7			15.9			19.5			20.5			17.0			4.1	
Back Up Alarm 1	CNEL	24.4					-2.4			4.4			9.1			15.4			19.0			20.0			16.5			3.5	
Back Up Alarm 1	Leq	24.8					-1.9			4.8			9.6			15.8			19.5			20.5			17.0			4.0	
Back Up Alarm 1	CNEL	24.3					-2.5			4.2			9.1			15.3			19.0			20.0			16.5			3.4	
Back Up Alarm 1	Leq	24.8					-2.1			4.7			9.5			15.8			19.4			20.5			17.0			3.9	
Back Up Alarm 1	CNEL	-0.8					-17.0			-14.5			-10.0			-7.0			-7.1			-5.7			-18.1			-56.7	
Back Up Alarm 1	Leq	-0.3					-16.5			-14.0			-9.6			-6.5			-6.6			-5.2			-17.7			-56.2	
Back Up Alarm 1	CNEL	22.7					-4.1			2.4			7.1			13.3			17.0			18.6			15.3			-0.3	
Back Up Alarm 1	Leq	23.2					-3.6			2.9			7.5			13.8			17.5			19.1			15.8			0.2	
Back Up Alarm 1	CNEL	22.6					-4.2			2.2			6.8			13.0			16.9			18.5			15.2			-0.4	
Back Up Alarm 1	Leq	23.0					-3.7			2.7			7.3			13.5			17.4			19.0			15.7			0.0	
Back Up Alarm 1	CNEL	23.1					-4.4			2.0			6.6			12.8			16.8			19.8			15.4			-0.5	
Back Up Alarm 1	Leq	23.6					-3.9			2.5			7.0			13.3			17.2			20.3			15.9			-0.1	
Back Up Alarm 1	CNEL	23.1					-4.5			1.9			6.4			12.6			16.7			19.8			15.4			-0.6	
Back Up Alarm 1	Leq	23.5					-4.0			2.3			6.8			13.1			17.1			20.3			15.9			-0.2	
Back Up Alarm 1	CNEL	22.9					-3.5			3.2			8.0			14.2			17.4			18.9			14.4			-0.2	
Back Up Alarm 1	Leq	23.4					-3.0			3.6			8.5			14.7			17.9			19.4			14.8			0.3	
Back Up Alarm 1	CNEL	22.8					-3.6			3.0			7.8			14.0			17.3			18.8			14.3			-0.4	
Back Up Alarm 1	Leq	23.3					-3.2			3.4			8.3			14.5			17.8			19.3			14.7			0.0	
Back Up Alarm 1	CNEL	22.7					-3.8			2.8			7.5			13.8			17.2			18.7			14.2			-0.7	
Back Up Alarm 1	Leq	23.2					-3.3			3.3			8.0			14.2			17.7			19.2			14.6			-0.2	
Back Up Alarm 1	CNEL	22.6					-3.9			2.6			7.3			13.5			17.1			18.7			14.1			-1.0	
Back Up Alarm 1	Leq	23.1					-3.5			3.1			7.8			14.0			17.6			19.1			14.5			-0.5	
Back Up Alarm 1	CNEL	23.1					-4.7			1.7			6.1			12.3			16.5			20.1			15.4			-0.8	
Back Up Alarm 1	Leq	23.6					-4.2			2.1			6.6			12.8			17.0			20.6			15.9			-0.3	
Back Up Alarm 1	CNEL	-1.9					-17.4			-14.7			-10.1			-7.0			-7.1			-10.0			-23.7			-68.1	
Back Up Alarm 1	Leq	-1.4					-16.9			-14.3			-9.7			-6.5			-6.6			-9.5			-23.2			-67.6	
Back Up Alarm 1	CNEL	-1.9					-17.4			-14.7			-10.1			-7.0			-7.1			-10.0			-19.6			-65.0	
Back Up Alarm 1	Leq	-1.4					-16.9			-14.3			-9.7			-6.5			-6.6			-9.5			-19.2			-64.6	
Back Up Alarm 1	CNEL	-1.9					-17.4			-14.7			-10.1			-7.0			-7.1			-10.0			-19.6			-64.8	
Back Up Alarm 1	Leq	-1.4					-16.9			-14.2			-9.7			-6.5			-6.6			-9.5			-19.1			-64.3	
Back Up Alarm 1	CNEL	-1.9					-17.4			-14.7			-10.1			-7.0			-7.1			-10.0			-19.6			-64.6	
Back Up Alarm 1	Leq	-1.4					-16.9			-14.2			-9.7			-6.6			-6.6			-9.5			-19.1			-64.1	
Back Up Alarm 1	CNEL	23.5					-4.8			1.5			5.9			12.1			18.3			20.1			15.3			-0.8	
Back Up Alarm 1	Leq	24.0					-4.3			2.0			6.4			12.6			18.8			20.6			15.8			-0.4	

Duke Patterson Warehouse Contribution spectra - 001 - Duke Patterson Warehouse: Outdoor SP

23

Source	Time slice	Sum	25Hz	31.5Hz	40Hz	50Hz	63Hz	80Hz	100Hz	125Hz	160Hz	200Hz	250Hz	315Hz	400Hz	500Hz	630Hz	800Hz	1kHz	1.25kHz	1.6kHz	2kHz	2.5kHz	3.15kHz	4kHz	5kHz	6.3kHz	8kHz	10kHz
		dB(A)	dB(A)	dB(A)	dB(A)	dB(A)	dB(A)	dB(A)	dB(A)	dB(A)	dB(A)	dB(A)	dB(A)	dB(A)	dB(A)	dB(A)	dB(A)	dB(A)	dB(A)	dB(A)	dB(A)	dB(A)	dB(A)	dB(A)	dB(A)	dB(A)	dB(A)	dB(A)	dB(A)
Back Up Alarm 1	CNEL	23.7					-4.9			1.3			5.7			14.3			18.3			20.1			15.3				-0.9
Back Up Alarm 1	Leq	24.2					-4.4			1.8			6.1			14.8			18.7			20.5			15.8				-0.4
Back Up Alarm 1	CNEL	24.4					-0.8			6.0			11.4			16.4			19.0			19.8			15.6				3.6
Back Up Alarm 1	Leq	24.9					-0.4			6.5			11.8			16.9			19.4			20.3			16.1				4.0
Back Up Alarm 1	CNEL	24.4					-1.7			5.5			11.3			16.4			18.8			19.9			15.6				3.3
Back Up Alarm 1	Leq	24.9					-1.2			6.0			11.8			16.8			19.3			20.4			16.1				3.8
Back Up Alarm 1	CNEL	23.1					-3.3			3.4			8.3			14.5			17.5			19.0			14.5				0.1
Back Up Alarm 1	Leq	23.5					-2.9			3.8			8.8			15.0			18.0			19.4			14.9				0.6
Back Up Alarm 1	CNEL	24.3					-1.4			5.7			11.3			16.3			18.8			19.8			15.5				3.2
Back Up Alarm 1	Leq	24.8					-0.9			6.1			11.7			16.8			19.3			20.3			16.0				3.7
Back Up Alarm 1	CNEL	24.4					-1.2			5.8			11.3			16.4			18.9			19.8			15.6				3.5
Back Up Alarm 1	Leq	24.8					-0.7			6.3			11.8			16.9			19.4			20.3			16.0				3.9
Back Up Alarm 1	CNEL	24.1					-1.9			5.1			10.7			16.0			18.6			19.6			15.3				2.6
Back Up Alarm 1	Leq	24.5					-1.4			5.6			11.2			16.4			19.1			20.1			15.8				3.0
Back Up Alarm 1	CNEL	24.0					-2.0			5.0			10.5			15.9			18.5			19.6			15.3				2.4
Back Up Alarm 1	Leq	24.5					-1.5			5.5			11.0			16.4			19.0			20.0			15.7				2.9
Back Up Alarm 1	CNEL	24.1					-1.8			5.2			10.9			16.1			18.6			19.6			15.4				2.7
Back Up Alarm 1	Leq	24.6					-1.3			5.7			11.3			16.5			19.1			20.1			15.9				3.2
Back Up Alarm 1	CNEL	24.2					-1.7			5.3			11.0			16.1			18.7			19.7			15.4				2.8
Back Up Alarm 1	Leq	24.7					-1.2			5.8			11.5			16.6			19.2			20.2			15.9				3.3
Back Up Alarm 1	CNEL	24.2					-1.6			5.4			11.1			16.2			18.8			19.7			15.5				2.9
Back Up Alarm 1	Leq	24.7					-1.1			5.9			11.6			16.7			19.2			20.2			15.9				3.4
Back Up Alarm 1	CNEL	24.3					-1.5			5.5			11.2			16.3			18.8			19.7			15.5				3.0
Back Up Alarm 1	Leq	24.8					-1.0			6.0			11.7			16.8			19.3			20.2			16.0				3.5
Back Up Alarm 1	CNEL	23.9					-2.1			4.8			10.3			15.7			18.4			19.5			15.2				2.2
Back Up Alarm 1	Leq	24.4					-1.7			5.3			10.8			16.2			18.9			20.0			15.7				2.7
Back Up Alarm 1	CNEL	23.5					-2.8			4.0			9.2			15.1			18.0			19.2			14.8				1.1
Back Up Alarm 1	Leq	23.9					-2.3			4.5			9.7			15.6			18.4			19.7			15.3				1.6
Back Up Alarm 1	CNEL	23.4					-2.9			3.9			9.0			14.9			17.8			19.2			14.7				0.9
Back Up Alarm 1	Leq	23.8					-2.4			4.4			9.5			15.4			18.3			19.6			15.2				1.4
Back Up Alarm 1	CNEL	23.3					-3.0			3.7			8.8			14.8			17.7			19.1			14.6				0.6
Back Up Alarm 1	Leq	23.7					-2.6			4.2			9.3			15.3			18.2			19.6			15.1				1.1
Back Up Alarm 1	CNEL	23.1					-3.2			3.5			8.5			14.6			17.6			19.0			14.5				0.4
Back Up Alarm 1	Leq	23.6					-2.7			4.0			9.0			15.1			18.1			19.5			15.0				0.8
Back Up Alarm 1	CNEL	23.8					-2.3			4.7			10.1			15.6			18.3			19.5			15.1				2.0
Back Up Alarm 1	Leq	24.3					-1.8			5.2			10.6			16.1			18.8			19.9			15.6				2.5

Duke Patterson Warehouse Contribution spectra - 001 - Duke Patterson Warehouse: Outdoor SP

23

Source	Time slice	Sum	25Hz	31.5Hz	40Hz	50Hz	63Hz	80Hz	100Hz	125Hz	160Hz	200Hz	250Hz	315Hz	400Hz	500Hz	630Hz	800Hz	1kHz	1.25kHz	1.6kHz	2kHz	2.5kHz	3.15kHz	4kHz	5kHz	6.3kHz	8kHz	10kHz
		dB(A)	dB(A)	dB(A)	dB(A)	dB(A)	dB(A)	dB(A)	dB(A)	dB(A)	dB(A)	dB(A)	dB(A)	dB(A)	dB(A)	dB(A)	dB(A)	dB(A)	dB(A)	dB(A)	dB(A)	dB(A)	dB(A)	dB(A)	dB(A)	dB(A)	dB(A)	dB(A)	dB(A)
Back Up Alarm 1	CNEL	23.7					-2.4			4.5			9.9			15.5			18.2			19.4			15.1			1.8	
Back Up Alarm 1	Leq	24.2					-1.9			5.0			10.4			16.0			18.7			19.9			15.5			2.3	
Back Up Alarm 1	CNEL	23.6					-2.5			4.4			9.7			15.4			18.1			19.4			15.0			1.6	
Back Up Alarm 1	Leq	24.1					-2.0			4.9			10.2			15.8			18.6			19.8			15.5			2.1	
Back Up Alarm 1	CNEL	23.6					-2.6			4.2			9.5			15.2			18.1			19.3			14.9			1.4	
Back Up Alarm 1	Leq	24.0					-2.2			4.7			10.0			15.7			18.5			19.8			15.4			1.9	
Back Up Alarm 1	CNEL	-0.8					-17.1			-14.5			-10.1			-7.0			-7.1			-5.7			-18.5			-58.8	
Back Up Alarm 1	Leq	-0.3					-16.6			-14.1			-9.6			-6.5			-6.6			-5.2			-18.1			-58.3	
Back Up Alarm 1	CNEL	-0.8					-17.1			-14.5			-10.1			-7.0			-7.1			-5.7			-18.5			-58.6	
Back Up Alarm 1	Leq	-0.3					-16.6			-14.1			-9.6			-6.5			-6.6			-5.2			-18.0			-58.2	
Back Up Alarm 1	CNEL	-0.8					-17.1			-14.5			-10.1			-7.0			-7.1			-5.7			-18.5			-58.5	
Back Up Alarm 1	Leq	-0.3					-16.6			-14.1			-9.6			-6.5			-6.7			-5.2			-18.0			-58.0	
Back Up Alarm 1	CNEL	-0.8					-17.0			-14.5			-10.1			-7.0			-7.1			-5.7			-18.5			-58.3	
Back Up Alarm 1	Leq	-0.3					-16.6			-14.0			-9.6			-6.5			-6.7			-5.2			-18.0			-57.9	
Back Up Alarm 1	CNEL	-0.8					-17.0			-14.5			-10.1			-7.0			-7.1			-5.7			-18.4			-58.2	
Back Up Alarm 1	Leq	-0.3					-16.6			-14.0			-9.6			-6.5			-6.7			-5.2			-17.9			-57.7	
Back Up Alarm 1	CNEL	-0.2					-17.1			-14.5			-10.1			-7.0			-7.1			-4.0			-17.0			-57.9	
Back Up Alarm 1	Leq	0.3					-16.6			-14.1			-9.6			-6.5			-6.6			-3.5			-16.5			-57.4	
Back Up Alarm 1	CNEL	-0.9					-17.3			-14.7			-10.2			-7.1			-7.2			-5.7			-19.0			-61.5	
Back Up Alarm 1	Leq	-0.4					-16.8			-14.2			-9.7			-6.6			-6.7			-5.2			-18.6			-61.0	
Back Up Alarm 1	CNEL	-0.9					-17.3			-14.7			-10.2			-7.1			-7.2			-5.7			-19.0			-61.3	
Back Up Alarm 1	Leq	-0.4					-16.8			-14.2			-9.7			-6.6			-6.7			-5.2			-18.5			-60.8	
Back Up Alarm 1	CNEL	-0.9					-17.2			-14.7			-10.2			-7.1			-7.2			-5.7			-19.0			-61.1	
Back Up Alarm 1	Leq	-0.4					-16.8			-14.2			-9.7			-6.6			-6.7			-5.2			-18.5			-60.6	
Back Up Alarm 1	CNEL	-1.9					-17.2			-14.7			-10.2			-7.1			-7.2			-9.9			-22.8			-63.1	
Back Up Alarm 1	Leq	-1.4					-16.8			-14.2			-9.7			-6.6			-6.7			-9.4			-22.3			-62.7	
Back Up Alarm 1	CNEL	-1.9					-17.2			-14.7			-10.2			-7.1			-7.2			-9.9			-22.7			-62.9	
Back Up Alarm 1	Leq	-1.4					-16.7			-14.2			-9.7			-6.6			-6.7			-9.4			-22.2			-62.4	
Back Up Alarm 1	CNEL	-0.8					-17.0			-14.5			-10.1			-7.0			-7.1			-5.7			-18.3			-57.2	
Back Up Alarm 1	Leq	-0.3					-16.5			-14.0			-9.6			-6.5			-6.6			-5.2			-17.8			-56.8	
Back Up Alarm 1	CNEL	-0.8					-17.0			-14.5			-10.1			-7.0			-7.1			-5.7			-18.2			-57.1	
Back Up Alarm 1	Leq	-0.3					-16.5			-14.0			-9.6			-6.5			-6.6			-5.2			-17.7			-56.6	
Back Up Alarm 1	CNEL	-0.8					-17.0			-14.5			-10.1			-7.0			-7.1			-5.7			-18.2			-57.0	
Back Up Alarm 1	Leq	-0.3					-16.5			-14.0			-9.6			-6.5			-6.6			-5.2			-17.7			-56.5	
Back Up Alarm 1	CNEL	-0.8					-17.0			-14.5			-10.1			-7.0			-7.1			-5.7			-18.2			-56.9	
Back Up Alarm 1	Leq	-0.3					-16.5			-14.0			-9.6			-6.5			-6.6			-5.2			-17.7			-56.4	

Duke Patterson Warehouse Contribution spectra - 001 - Duke Patterson Warehouse: Outdoor SP

23

Source	Time slice	Sum	25Hz	31.5Hz	40Hz	50Hz	63Hz	80Hz	100Hz	125Hz	160Hz	200Hz	250Hz	315Hz	400Hz	500Hz	630Hz	800Hz	1kHz	1.25kHz	1.6kHz	2kHz	2.5kHz	3.15kHz	4kHz	5kHz	6.3kHz	8kHz	10kHz				
		dB(A)	dB(A)	dB(A)	dB(A)	dB(A)	dB(A)	dB(A)	dB(A)	dB(A)	dB(A)	dB(A)	dB(A)	dB(A)	dB(A)	dB(A)	dB(A)	dB(A)	dB(A)	dB(A)	dB(A)	dB(A)	dB(A)	dB(A)	dB(A)	dB(A)	dB(A)	dB(A)	dB(A)				
Back Up Alarm 1	CNEL	-0.8					-17.0			-14.5			-10.0			-7.0			-7.1										-18.2			-56.8	
Back Up Alarm 1	Leq	-0.3					-16.5			-14.0			-9.6			-6.5			-6.6											-17.7			-56.3
Back Up Alarm 1	CNEL	-0.8					-17.0			-14.5			-10.1			-7.0			-7.1											-18.3			-57.4
Back Up Alarm 1	Leq	-0.3					-16.5			-14.0			-9.6			-6.5			-6.6											-17.8			-56.9
Back Up Alarm 1	CNEL	-0.8					-17.0			-14.5			-10.1			-7.0			-7.1											-18.4			-58.0
Back Up Alarm 1	Leq	-0.3					-16.6			-14.0			-9.6			-6.5			-6.7											-17.9			-57.5
Back Up Alarm 1	CNEL	-0.8					-17.0			-14.5			-10.1			-7.0			-7.1											-18.4			-57.9
Back Up Alarm 1	Leq	-0.3					-16.5			-14.0			-9.6			-6.5			-6.6											-17.9			-57.4
Back Up Alarm 1	CNEL	-0.8					-17.0			-14.5			-10.1			-7.0			-7.1											-18.4			-57.8
Back Up Alarm 1	Leq	-0.3					-16.5			-14.0			-9.6			-6.5			-6.6											-17.9			-57.3
Back Up Alarm 1	CNEL	-0.8					-17.0			-14.5			-10.1			-7.0			-7.1											-18.3			-57.6
Back Up Alarm 1	Leq	-0.3					-16.5			-14.0			-9.6			-6.5			-6.6											-17.8			-57.1
Back Up Alarm 1	CNEL	-0.8					-17.0			-14.5			-10.1			-7.0			-7.1											-18.3			-57.5
Back Up Alarm 1	Leq	-0.3					-16.5			-14.0			-9.6			-6.5			-6.6											-17.8			-57.0
Back Up Alarm 1	CNEL	-0.9					-17.3			-14.7			-10.2			-7.1			-7.2											-19.1			-61.7
Back Up Alarm 1	Leq	-0.4					-16.8			-14.2			-9.7			-6.6			-6.7											-18.6			-61.3
Back Up Alarm 1	CNEL	-1.9					-17.4			-14.7			-10.2			-7.1			-7.2											-19.5			-63.9
Back Up Alarm 1	Leq	-1.4					-16.9			-14.3			-9.7			-6.6			-6.7											-19.0			-63.4
Back Up Alarm 1	CNEL	-1.9					-17.4			-14.7			-10.2			-7.1			-7.2											-19.5			-64.1
Back Up Alarm 1	Leq	-1.4					-16.9			-14.3			-9.7			-6.6			-6.7											-19.0			-63.6
Back Up Alarm 1	CNEL	-1.9					-17.4			-14.8			-10.2			-7.0			-7.2											-19.5			-64.4
Back Up Alarm 1	Leq	-1.4					-16.9			-14.3			-9.7			-6.6			-6.7											-19.1			-63.9
Back Up Alarm 1	CNEL	-0.9					-17.3			-14.7			-10.2			-7.1			-7.2											-19.3			-63.2
Back Up Alarm 1	Leq	-0.4					-16.9			-14.2			-9.7			-6.6			-6.7											-18.9			-62.8
Back Up Alarm 1	CNEL	-0.9					-17.4			-14.7			-10.2			-7.1			-7.2											-19.4			-63.5
Back Up Alarm 1	Leq	-0.4					-16.9			-14.2			-9.7			-6.6			-6.7											-18.9			-63.0
Back Up Alarm 1	CNEL	-0.9					-17.4			-14.7			-10.2			-7.1			-7.2											-19.4			-63.7
Back Up Alarm 1	Leq	-0.4					-16.9			-14.3			-9.7			-6.6			-6.7											-18.9			-63.2
Back Up Alarm 1	CNEL	-0.9					-17.3			-14.7			-10.2			-7.1			-7.2											-19.2			-62.4
Back Up Alarm 1	Leq	-0.4					-16.8			-14.2			-9.7			-6.6			-6.7											-18.7			-61.9
Back Up Alarm 1	CNEL	-0.9					-17.3			-14.7			-10.2			-7.1			-7.2											-19.2			-62.1
Back Up Alarm 1	Leq	-0.4					-16.8			-14.2			-9.7			-6.6			-6.7											-18.7			-61.7
Back Up Alarm 1	CNEL	-0.9					-17.3			-14.7			-10.2			-7.1			-7.2											-19.1			-61.9
Back Up Alarm 1	Leq	-0.4					-16.8			-14.2			-9.7			-6.6			-6.7											-18.6			-61.5
Back Up Alarm 1	CNEL	-0.9					-17.3			-14.7			-10.2			-7.1			-7.2											-19.3			-63.0
Back Up Alarm 1	Leq	-0.4					-16.8			-14.2			-9.7			-6.6			-6.7											-18.8			-62.5

Duke Patterson Warehouse Contribution spectra - 001 - Duke Patterson Warehouse: Outdoor SP

23

Source	Time slice	Sum	25Hz	31.5Hz	40Hz	50Hz	63Hz	80Hz	100Hz	125Hz	160Hz	200Hz	250Hz	315Hz	400Hz	500Hz	630Hz	800Hz	1kHz	1.25kHz	1.6kHz	2kHz	2.5kHz	3.15kHz	4kHz	5kHz	6.3kHz	8kHz	10kHz
		dB(A)	dB(A)	dB(A)	dB(A)	dB(A)	dB(A)	dB(A)	dB(A)	dB(A)	dB(A)	dB(A)	dB(A)	dB(A)	dB(A)	dB(A)	dB(A)	dB(A)	dB(A)	dB(A)	dB(A)	dB(A)	dB(A)	dB(A)	dB(A)	dB(A)	dB(A)	dB(A)	dB(A)
Back Up Alarm 1	CNEL	-0.9					-17.3			-14.7			-10.2			-7.1			-7.2			-5.7			-19.3			-62.8	
Back Up Alarm 1	Leq	-0.4					-16.8			-14.2			-9.7			-6.6			-6.7			-5.2			-18.8			-62.3	
Back Up Alarm 1	CNEL	-0.9					-17.3			-14.7			-10.2			-7.1			-7.2			-5.7			-19.2			-62.6	
Back Up Alarm 1	Leq	-0.4					-16.8			-14.2			-9.7			-6.6			-6.7			-5.2			-18.8			-62.1	
Back Up Alarm 2	CNEL	22.3					-4.2			1.9			8.2			14.4			16.6			17.1			15.5			-0.5	
Back Up Alarm 2	Leq	22.8					-3.8			2.4			8.7			14.9			17.1			17.6			16.0			0.0	
Back Up Alarm 3	CNEL	24.1					-4.2			2.1			8.3			14.5			18.5			20.0			16.8			2.6	
Back Up Alarm 3	Leq	24.6					-3.8			2.6			8.7			15.0			18.9			20.5			17.3			3.1	
Back Up Alarm 4	CNEL	24.5					-4.3			2.1			8.3			14.5			18.5			20.0			18.4			4.5	
Back Up Alarm 4	Leq	25.0					-3.8			2.6			8.8			15.0			18.9			20.5			18.9			5.0	
Back Up Alarm 5	CNEL	24.4					-4.3			2.1			8.3			14.5			18.5			20.0			18.2			5.1	
Back Up Alarm 5	Leq	24.9					-3.9			2.6			8.8			15.0			18.9			20.5			18.7			5.6	
Back Up Alarm 6	CNEL	24.1					-3.2			2.9			8.3			14.5			18.6			20.1			16.5			2.7	
Back Up Alarm 6	Leq	24.6					-2.7			3.4			8.8			15.0			19.0			20.6			17.0			3.1	
Back Up Alarm 7	CNEL	24.0					-3.7			2.5			8.2			14.5			18.5			20.0			16.5			2.6	
Back Up Alarm 7	Leq	24.5					-3.2			2.9			8.7			14.9			19.0			20.5			16.9			3.1	
Back Up Alarm 8	CNEL	24.0					-3.9			2.3			8.2			14.4			18.4			20.0			16.4			2.6	
Back Up Alarm 8	Leq	24.5					-3.4			2.8			8.7			14.9			18.9			20.5			16.9			3.0	
Back Up Alarm 9	CNEL	24.0					-4.0			2.2			8.2			14.4			18.4			20.0			16.4			2.5	
Back Up Alarm 9	Leq	24.5					-3.6			2.7			8.6			14.9			18.9			20.4			16.9			3.0	
Back Up Alarm 10	CNEL	23.9					-4.2			2.1			8.1			14.3			18.4			19.9			16.4			2.4	
Back Up Alarm 10	Leq	24.4					-3.7			2.6			8.6			14.8			18.8			20.4			16.8			2.9	
Back Up Alarm 11	CNEL	23.9					-4.3			2.0			8.1			14.3			18.3			19.9			16.3			2.3	
Back Up Alarm 11	Leq	24.4					-3.8			2.5			8.5			14.8			18.8			20.4			16.8			2.8	
Back Up Alarm 12	CNEL	23.8					-4.4			1.9			8.0			14.2			18.3			19.8			16.3			2.2	
Back Up Alarm 12	Leq	24.3					-3.9			2.4			8.5			14.7			18.7			20.3			16.7			2.7	
Back Up Alarm 13	CNEL	23.8					-4.5			1.8			7.9			14.1			18.2			19.8			16.2			2.1	
Back Up Alarm 13	Leq	24.3					-4.0			2.3			8.4			14.6			18.7			20.3			16.7			2.6	
Back Up Alarm 14	CNEL	23.6					-4.7			1.6			7.8			14.0			18.1			19.7			16.1			1.9	
Back Up Alarm 14	Leq	24.1					-4.2			2.1			8.2			14.4			18.5			20.1			16.5			2.3	
Back Up Alarm 15	CNEL	23.6					-4.8			1.5			7.7			13.9			18.0			19.6			16.0			1.6	
Back Up Alarm 15	Leq	24.0					-4.3			2.0			8.1			14.4			18.5			20.1			16.5			2.0	
Back Up Alarm 16	CNEL	23.5					-4.9			1.4			7.6			13.8			17.9			19.5			15.9			1.4	
Back Up Alarm 16	Leq	24.0					-4.4			1.9			8.0			14.3			18.4			20.0			16.4			1.9	
Back Up Alarm 17	CNEL	23.4					-5.0			1.3			7.5			13.7			17.8			19.4			15.8			1.2	
Back Up Alarm 17	Leq	23.9					-4.5			1.8			7.9			14.1			18.3			19.9			16.3			1.7	

Duke Patterson Warehouse Contribution spectra - 001 - Duke Patterson Warehouse: Outdoor SP

23

Source	Time slice	Sum	25Hz	31.5Hz	40Hz	50Hz	63Hz	80Hz	100Hz	125Hz	160Hz	200Hz	250Hz	315Hz	400Hz	500Hz	630Hz	800Hz	1kHz	1.25kHz	1.6kHz	2kHz	2.5kHz	3.15kHz	4kHz	5kHz	6.3kHz	8kHz	10kHz
		dB(A)	dB(A)	dB(A)	dB(A)	dB(A)	dB(A)	dB(A)	dB(A)	dB(A)	dB(A)	dB(A)	dB(A)	dB(A)	dB(A)	dB(A)	dB(A)	dB(A)	dB(A)	dB(A)	dB(A)	dB(A)	dB(A)	dB(A)	dB(A)	dB(A)	dB(A)	dB(A)	dB(A)
Back Up Alarm 18	CNEL	23.3					-5.1			1.2			7.4			13.6			17.8			19.4			15.7			1.0	
Back Up Alarm 18	Leq	23.8					-4.6			1.7			7.8			14.0			18.2			19.8			16.2			1.5	
Back Up Alarm 19	CNEL	23.2					-5.2			1.1			7.2			13.5			17.7			19.3			15.6			0.8	
Back Up Alarm 19	Leq	23.7					-4.7			1.5			7.7			13.9			18.1			19.8			16.1			1.3	
Back Up Alarm 20	CNEL	23.1					-5.3			0.9			7.1			13.3			17.6			19.2			15.5			0.6	
Back Up Alarm 20	Leq	23.6					-4.8			1.4			7.6			13.8			18.0			19.7			16.0			1.1	
Back Up Alarm 21	CNEL	22.9					-5.5			0.7			6.9			13.1			17.4			19.0			15.2			0.1	
Back Up Alarm 21	Leq	23.4					-5.0			1.2			7.3			13.6			17.8			19.5			15.7			0.6	
Back Up Alarm 22	CNEL	22.8					-5.6			0.6			6.8			13.0			17.3			18.9			15.1			-0.1	
Back Up Alarm 22	Leq	23.3					-5.1			1.1			7.2			13.4			17.7			19.4			15.6			0.3	
Back Up Alarm 23	CNEL	22.7					-5.7			0.4			6.6			12.8			17.1			18.8			15.0			-0.4	
Back Up Alarm 23	Leq	23.1					-5.2			0.9			7.1			13.3			17.6			19.3			15.4			0.1	
Back Up Alarm 24	CNEL	22.5					-5.8			0.3			6.5			12.7			17.0			18.7			14.8			-0.7	
Back Up Alarm 24	Leq	23.0					-5.3			0.8			7.0			13.2			17.5			19.1			15.3			-0.2	
Back Up Alarm 25	CNEL	22.4					-5.9			0.2			6.3			12.5			16.9			18.5			14.7			-1.0	
Back Up Alarm 25	Leq	22.9					-5.4			0.6			6.8			13.0			17.4			19.0			15.1			-0.5	
Back Up Alarm 26	CNEL	22.3					-6.0			0.0			6.2			12.4			16.8			18.4			14.5			-1.3	
Back Up Alarm 26	Leq	22.8					-5.6			0.5			6.7			12.9			17.3			18.9			15.0			-0.8	
Back Up Alarm 27	CNEL	22.2					-6.1			-0.1			6.1			12.3			16.7			18.3			14.4			-1.6	
Back Up Alarm 27	Leq	22.6					-5.7			0.4			6.6			12.8			17.2			18.8			14.8			-1.1	
Back Up Alarm 28	CNEL	21.9					-6.4			-0.4			5.8			12.0			16.4			18.1			14.0			-2.5	
Back Up Alarm 28	Leq	22.4					-5.9			0.1			6.3			12.5			16.9			18.5			14.5			-2.0	
Back Up Alarm 29	CNEL	21.8					-6.5			-0.5			5.7			11.9			16.3			17.9			13.9			-2.8	
Back Up Alarm 29	Leq	22.2					-6.0			0.0			6.1			12.3			16.8			18.4			14.3			-2.3	
Back Up Alarm 30	CNEL	21.6					-6.6			-0.7			5.5			11.7			16.2			17.8			13.7			-3.2	
Back Up Alarm 30	Leq	22.1					-6.1			-0.2			6.0			12.2			16.7			18.3			14.1			-2.7	
Back Up Alarm 31	CNEL	21.5					-6.7			-0.8			5.4			11.6			16.0			17.7			13.5			-3.6	
Back Up Alarm 31	Leq	21.9					-6.2			-0.3			5.9			12.1			16.5			18.1			14.0			-3.1	
Back Up Alarm 32	CNEL	21.3					-6.8			-0.9			5.2			11.4			15.9			17.5			13.3			-4.0	
Back Up Alarm 32	Leq	21.8					-6.3			-0.5			5.7			11.9			16.4			18.0			13.8			-3.5	
Back Up Alarm 33	CNEL	21.2					-6.9			-1.1			5.1			11.3			15.8			17.4			13.1			-4.4	
Back Up Alarm 33	Leq	21.7					-6.4			-0.6			5.6			11.8			16.3			17.9			13.6			-3.9	
Back Up Alarm 34	CNEL	21.0					-7.0			-1.2			5.0			11.1			15.7			17.2			12.9			-4.8	
Back Up Alarm 34	Leq	21.5					-6.5			-0.7			5.4			11.6			16.1			17.7			13.4			-4.3	
Back Up Alarm 35	CNEL	20.7					-7.1			-1.5			4.7			10.9			15.4			17.0			12.5			-5.6	
Back Up Alarm 35	Leq	21.2					-6.6			-1.0			5.2			11.4			15.9			17.4			13.0			-5.1	

Duke Patterson Warehouse Contribution spectra - 001 - Duke Patterson Warehouse: Outdoor SP

23

Source	Time slice	Sum	25Hz	31.5Hz	40Hz	50Hz	63Hz	80Hz	100Hz	125Hz	160Hz	200Hz	250Hz	315Hz	400Hz	500Hz	630Hz	800Hz	1kHz	1.25kHz	1.6kHz	2kHz	2.5kHz	3.15kHz	4kHz	5kHz	6.3kHz	8kHz	10kHz
		dB(A)	dB(A)	dB(A)	dB(A)	dB(A)	dB(A)	dB(A)	dB(A)	dB(A)	dB(A)	dB(A)	dB(A)	dB(A)	dB(A)	dB(A)	dB(A)	dB(A)	dB(A)	dB(A)	dB(A)	dB(A)	dB(A)	dB(A)	dB(A)	dB(A)	dB(A)	dB(A)	dB(A)
Back Up Alarm 36	CNEL	20.6					-7.2			-1.6			4.5			10.7			15.3			16.8			12.3			-6.1	
Back Up Alarm 36	Leq	21.1					-6.7			-1.1			5.0			11.2			15.7			17.3			12.8			-5.6	
Back Up Alarm 37	CNEL	20.4					-7.3			-1.7			2.1			10.6			15.1			16.7			12.1			-6.5	
Back Up Alarm 37	Leq	20.9					-6.8			-1.2			2.6			11.1			15.6			17.2			12.6			-6.0	
Back Up Alarm 38	CNEL	20.2					-7.3			-1.8			2.0			10.4			15.0			16.5			11.9			-7.0	
Back Up Alarm 38	Leq	20.7					-6.9			-1.3			2.5			10.9			15.5			17.0			12.4			-6.5	
Back Up Alarm 39	CNEL	20.1					-7.7			-2.1			1.9			10.3			14.9			16.4			11.7			-7.4	
Back Up Alarm 39	Leq	20.6					-7.2			-1.6			2.3			10.8			15.4			16.9			12.2			-6.9	
Back Up Alarm 40	CNEL	19.9					-7.8			-2.2			1.7			10.2			14.7			16.2			11.5			-7.9	
Back Up Alarm 40	Leq	20.4					-7.3			-1.8			2.2			10.7			15.2			16.7			12.0			-7.4	
Back Up Alarm 41	CNEL	19.8					-7.8			-2.4			1.6			10.0			14.6			16.1			11.3			-8.3	
Back Up Alarm 41	Leq	20.3					-7.4			-1.9			2.1			10.5			15.1			16.6			11.8			-7.8	
Back Up Alarm 42	CNEL	19.6					-8.4			-2.8			1.3			9.8			14.3			15.8			11.5			-9.0	
Back Up Alarm 42	Leq	20.1					-7.9			-2.3			1.8			10.3			14.8			16.3			12.0			-8.5	
Back Up Alarm 43	CNEL	20.0					-8.5			-3.0			1.2			9.6			15.0			16.3			11.7			-9.3	
Back Up Alarm 43	Leq	20.5					-8.0			-2.5			1.6			10.1			15.4			16.8			12.2			-8.9	
Back Up Alarm 44	CNEL	19.8					-8.6			-3.1			1.0			9.5			14.8			16.1			11.4			-10.2	
Back Up Alarm 44	Leq	20.3					-8.1			-2.6			1.5			10.0			15.3			16.6			11.8			-9.7	
Back Up Alarm 45	CNEL	19.7					-8.7			-3.3			0.9			9.4			14.7			16.0			11.2			-10.6	
Back Up Alarm 45	Leq	20.2					-8.3			-2.8			1.4			9.9			15.2			16.5			11.7			-10.1	
Back Up Alarm 46	CNEL	19.5					-8.9			-3.4			0.8			9.2			14.7			16.0			10.4			-11.3	
Back Up Alarm 46	Leq	20.0					-8.4			-2.9			1.2			9.7			15.1			16.4			10.9			-10.8	
Back Up Alarm 47	CNEL	19.3					-9.0			-3.6			0.6			10.1			14.4			15.6			9.8			-12.7	
Back Up Alarm 47	Leq	19.8					-8.5			-3.1			1.1			10.5			14.9			16.0			10.2			-12.3	
Back Up Alarm 48	CNEL	19.2					-9.1			-3.8			0.5			10.0			14.4			15.5			9.6			-13.1	
Back Up Alarm 48	Leq	19.7					-8.6			-3.3			1.0			10.5			14.8			16.0			10.1			-12.6	
Back Up Alarm 50	CNEL	-6.8					-21.2			-19.6			-15.8			-13.0			-13.0			-12.4			-20.7			-52.7	
Back Up Alarm 50	Leq	-6.3					-20.8			-19.1			-15.3			-12.5			-12.5			-12.0			-20.2			-52.2	
Back Up Alarm 51	CNEL	-6.8					-21.3			-19.6			-15.8			-13.0			-13.0			-12.4			-20.7			-52.6	
Back Up Alarm 51	Leq	-6.3					-20.8			-19.1			-15.3			-12.5			-12.5			-12.0			-20.2			-52.1	
Back Up Alarm 52	CNEL	-6.8					-21.3			-19.6			-15.8			-13.0			-13.0			-12.4			-20.7			-52.6	
Back Up Alarm 52	Leq	-6.3					-20.8			-19.1			-15.3			-12.5			-12.5			-12.0			-20.2			-52.1	
Back Up Alarm 53	CNEL	-6.8					-21.3			-19.6			-15.8			-13.0			-13.0			-12.4			-20.6			-52.6	
Back Up Alarm 53	Leq	-6.3					-20.8			-19.1			-15.3			-12.5			-12.5			-11.9			-20.2			-52.1	
Back Up Alarm 54	CNEL	-6.8					-21.3			-19.6			-15.8			-13.0			-13.0			-12.4			-20.6			-52.5	
Back Up Alarm 54	Leq	-6.3					-20.8			-19.1			-15.3			-12.5			-12.5			-11.9			-20.2			-52.0	

Duke Patterson Warehouse Contribution spectra - 001 - Duke Patterson Warehouse: Outdoor SP

23

Source	Time slice	Sum	25Hz	31.5Hz	40Hz	50Hz	63Hz	80Hz	100Hz	125Hz	160Hz	200Hz	250Hz	315Hz	400Hz	500Hz	630Hz	800Hz	1kHz	1.25kHz	1.6kHz	2kHz	2.5kHz	3.15kHz	4kHz	5kHz	6.3kHz	8kHz	10kHz
		dB(A)	dB(A)	dB(A)	dB(A)	dB(A)	dB(A)	dB(A)	dB(A)	dB(A)	dB(A)	dB(A)	dB(A)	dB(A)	dB(A)	dB(A)	dB(A)	dB(A)	dB(A)	dB(A)	dB(A)	dB(A)	dB(A)	dB(A)	dB(A)	dB(A)	dB(A)	dB(A)	dB(A)
Back Up Alarm 55	CNEL	-6.8					-21.3			-19.6			-15.8			-13.0			-13.0			-12.4			-20.6			-52.5	
Back Up Alarm 55	Leq	-6.3					-20.8			-19.1			-15.3			-12.5			-12.5			-11.9			-20.1			-52.0	
Back Up Alarm 56	CNEL	-6.8					-21.3			-19.6			-15.8			-13.0			-13.0			-12.4			-20.6			-52.5	
Back Up Alarm 56	Leq	-6.3					-20.8			-19.1			-15.3			-12.5			-12.5			-11.9			-20.1			-52.0	
Back Up Alarm 57	CNEL	-6.8					-21.3			-19.6			-15.8			-13.0			-13.0			-12.4			-20.6			-52.5	
Back Up Alarm 57	Leq	-6.3					-20.8			-19.1			-15.3			-12.5			-12.5			-11.9			-20.1			-52.0	
Back Up Alarm 58	CNEL	-6.8					-21.3			-19.6			-15.8			-13.0			-13.0			-12.4			-20.6			-52.5	
Back Up Alarm 58	Leq	-6.3					-20.8			-19.1			-15.3			-12.5			-12.6			-12.0			-20.1			-52.0	
Back Up Alarm 59	CNEL	-6.8					-21.3			-19.6			-15.8			-13.0			-13.0			-12.4			-20.6			-52.5	
Back Up Alarm 59	Leq	-6.3					-20.8			-19.1			-15.3			-12.5			-12.6			-12.0			-20.1			-52.0	
Back Up Alarm 60	CNEL	-6.8					-21.3			-19.6			-15.8			-13.0			-13.0			-12.4			-20.6			-52.5	
Back Up Alarm 60	Leq	-6.3					-20.8			-19.1			-15.3			-12.5			-12.6			-12.0			-20.2			-52.0	
Back Up Alarm 61	CNEL	-6.8					-21.3			-19.6			-15.8			-13.0			-13.1			-12.4			-20.6			-52.5	
Back Up Alarm 61	Leq	-6.3					-20.8			-19.1			-15.3			-12.5			-12.6			-12.0			-20.2			-52.0	
Back Up Alarm 62	CNEL	-6.8					-21.3			-19.6			-15.8			-13.0			-13.1			-12.5			-20.7			-52.6	
Back Up Alarm 62	Leq	-6.3					-20.8			-19.1			-15.3			-12.5			-12.6			-12.0			-20.2			-52.1	
Back Up Alarm 63	CNEL	-6.8					-21.3			-19.6			-15.8			-13.0			-13.1			-12.5			-20.7			-52.6	
Back Up Alarm 63	Leq	-6.3					-20.8			-19.1			-15.3			-12.5			-12.6			-12.0			-20.2			-52.2	
Back Up Alarm 64	CNEL	-6.8					-21.3			-19.6			-15.8			-13.0			-13.1			-12.5			-20.7			-52.7	
Back Up Alarm 64	Leq	-6.3					-20.8			-19.1			-15.3			-12.5			-12.6			-12.0			-20.2			-52.2	
Back Up Alarm 65	CNEL	-6.8					-21.3			-19.6			-15.8			-13.0			-13.1			-12.5			-20.7			-52.7	
Back Up Alarm 65	Leq	-6.3					-20.9			-19.1			-15.3			-12.5			-12.6			-12.0			-20.2			-52.3	
Back Up Alarm 66	CNEL	-6.8					-21.3			-19.6			-15.8			-13.0			-13.1			-12.5			-20.8			-52.8	
Back Up Alarm 66	Leq	-6.3					-20.9			-19.1			-15.3			-12.5			-12.6			-12.0			-20.3			-52.3	
Back Up Alarm 67	CNEL	-6.8					-21.3			-19.6			-15.8			-13.0			-13.1			-12.5			-20.8			-52.9	
Back Up Alarm 67	Leq	-6.3					-20.9			-19.2			-15.3			-12.5			-12.6			-12.1			-20.3			-52.4	
Back Up Alarm 68	CNEL	-6.8					-21.3			-19.6			-15.8			-13.0			-13.1			-12.6			-20.8			-52.9	
Back Up Alarm 68	Leq	-6.4					-20.9			-19.2			-15.3			-12.5			-12.7			-12.1			-20.3			-52.4	
Back Up Alarm 69	CNEL	-6.9					-21.4			-19.6			-15.8			-13.0			-13.2			-12.6			-20.9			-53.1	
Back Up Alarm 69	Leq	-6.4					-20.9			-19.2			-15.3			-12.5			-12.7			-12.1			-20.4			-52.6	
Back Up Alarm 70	CNEL	-6.9					-21.4			-19.7			-15.8			-13.0			-13.2			-12.6			-20.9			-53.2	
Back Up Alarm 70	Leq	-6.4					-20.9			-19.2			-15.3			-12.5			-12.7			-12.1			-20.4			-52.7	
Back Up Alarm 71	CNEL	-6.9					-21.4			-19.7			-15.8			-13.0			-13.2			-12.6			-20.9			-53.3	
Back Up Alarm 71	Leq	-6.4					-20.9			-19.2			-15.3			-12.6			-12.7			-12.2			-20.5			-52.8	
Back Up Alarm 72	CNEL	-6.9					-21.4			-19.7			-15.8			-13.0			-13.2			-12.7			-21.0			-53.4	
Back Up Alarm 72	Leq	-6.4					-20.9			-19.2			-15.3			-12.6			-12.7			-12.2			-20.5			-52.9	

Duke Patterson Warehouse Contribution spectra - 001 - Duke Patterson Warehouse: Outdoor SP

23

Source	Time slice	Sum	25Hz	31.5Hz	40Hz	50Hz	63Hz	80Hz	100Hz	125Hz	160Hz	200Hz	250Hz	315Hz	400Hz	500Hz	630Hz	800Hz	1kHz	1.25kHz	1.6kHz	2kHz	2.5kHz	3.15kHz	4kHz	5kHz	6.3kHz	8kHz	10kHz
		dB(A)	dB(A)	dB(A)	dB(A)	dB(A)	dB(A)	dB(A)	dB(A)	dB(A)	dB(A)	dB(A)	dB(A)	dB(A)	dB(A)	dB(A)	dB(A)	dB(A)	dB(A)	dB(A)	dB(A)	dB(A)	dB(A)	dB(A)	dB(A)	dB(A)	dB(A)	dB(A)	dB(A)
Back Up Alarm 73	CNEL	-6.9					-21.4			-19.7			-15.8			-13.0			-13.2			-12.7			-21.0			-53.5	
Back Up Alarm 73	Leq	-6.4					-20.9			-19.2			-15.3			-12.6			-12.7			-12.2			-20.5			-53.0	
Back Up Alarm 74	CNEL	-6.9					-21.4			-19.7			-15.8			-13.1			-13.2			-12.7			-21.1			-53.6	
Back Up Alarm 74	Leq	-6.5					-20.9			-19.2			-15.3			-12.6			-12.8			-12.2			-20.6			-53.1	
Back Up Alarm 75	CNEL	-6.9					-21.4			-19.7			-15.8			-13.1			-13.2			-12.7			-21.1			-53.7	
Back Up Alarm 75	Leq	-6.5					-20.9			-19.2			-15.3			-12.6			-12.8			-12.3			-20.6			-53.2	
Back Up Alarm 76	CNEL	-7.0					-21.4			-19.7			-15.8			-13.1			-13.3			-12.8			-21.2			-53.9	
Back Up Alarm 76	Leq	-6.5					-20.9			-19.2			-15.4			-12.6			-12.8			-12.3			-20.7			-53.5	
Back Up Alarm 77	CNEL	-7.0					-21.4			-19.7			-15.8			-13.1			-13.3			-12.8			-21.3			-54.1	
Back Up Alarm 77	Leq	-6.5					-20.9			-19.2			-15.4			-12.6			-12.8			-12.3			-20.8			-53.6	
Back Up Alarm 78	CNEL	-7.0					-21.4			-19.7			-15.8			-13.1			-13.3			-12.9			-21.3			-54.2	
Back Up Alarm 78	Leq	-6.5					-21.0			-19.2			-15.4			-12.6			-12.8			-12.4			-20.8			-53.7	
Back Up Alarm 79	CNEL	-7.0					-21.4			-19.7			-15.9			-13.1			-13.3			-12.9			-21.4			-54.4	
Back Up Alarm 79	Leq	-6.5					-21.0			-19.3			-15.4			-12.6			-12.8			-12.4			-20.9			-53.9	
Back Up Alarm 80	CNEL	-7.0					-21.4			-19.7			-15.9			-13.1			-13.3			-12.9			-21.4			-54.5	
Back Up Alarm 80	Leq	-6.6					-21.0			-19.3			-15.4			-12.6			-12.8			-12.4			-21.0			-54.0	
Back Up Alarm 81	CNEL	-7.1					-21.5			-19.8			-15.9			-13.1			-13.3			-13.0			-21.5			-54.7	
Back Up Alarm 81	Leq	-6.6					-21.0			-19.3			-15.4			-12.6			-12.8			-12.5			-21.0			-54.2	
Back Up Alarm 82	CNEL	-7.1					-21.5			-19.8			-15.9			-13.1			-13.3			-13.0			-21.6			-54.8	
Back Up Alarm 82	Leq	-6.6					-21.0			-19.3			-15.4			-12.7			-12.9			-12.5			-21.1			-54.4	
Back Up Alarm 83	CNEL	-7.1					-21.5			-19.8			-15.9			-13.2			-13.4			-13.1			-21.7			-55.2	
Back Up Alarm 83	Leq	-6.6					-21.0			-19.3			-15.4			-12.7			-12.9			-12.6			-21.2			-54.7	
Back Up Alarm 84	CNEL	-7.2					-21.5			-19.8			-15.9			-13.2			-13.4			-13.1			-21.8			-55.4	
Back Up Alarm 84	Leq	-6.7					-21.0			-19.3			-15.4			-12.7			-12.9			-12.6			-21.3			-54.9	
Back Up Alarm 85	CNEL	-7.2					-21.5			-19.8			-15.9			-13.2			-13.4			-13.2			-21.8			-55.5	
Back Up Alarm 85	Leq	-6.7					-21.0			-19.3			-15.4			-12.7			-12.9			-12.7			-21.4			-55.0	
Back Up Alarm 86	CNEL	-7.2					-21.5			-19.8			-15.9			-13.2			-13.4			-13.2			-21.9			-55.7	
Back Up Alarm 86	Leq	-6.7					-21.0			-19.3			-15.5			-12.7			-12.9			-12.7			-21.4			-55.2	
Back Up Alarm 87	CNEL	-7.2					-21.5			-19.8			-16.0			-13.2			-13.4			-13.3			-22.0			-55.9	
Back Up Alarm 87	Leq	-6.7					-21.1			-19.4			-15.5			-12.7			-12.9			-12.8			-21.5			-55.4	
Back Up Alarm 88	CNEL	-7.2					-21.5			-19.8			-16.0			-13.2			-13.4			-13.3			-22.1			-56.1	
Back Up Alarm 88	Leq	-6.8					-21.1			-19.4			-15.5			-12.7			-12.9			-12.8			-21.6			-55.6	
Back Up Alarm 89	CNEL	-7.3					-21.6			-19.9			-16.0			-13.2			-13.4			-13.3			-22.2			-56.3	
Back Up Alarm 89	Leq	-6.8					-21.1			-19.4			-15.5			-12.8			-13.0			-12.9			-21.7			-55.8	
Back Up Alarm 90	CNEL	-7.3					-21.6			-19.9			-16.0			-13.3			-13.5			-13.4			-22.3			-56.7	
Back Up Alarm 90	Leq	-6.8					-21.1			-19.4			-15.5			-12.8			-13.0			-13.0			-21.8			-56.3	

Duke Patterson Warehouse Contribution spectra - 001 - Duke Patterson Warehouse: Outdoor SP

23

Source	Time slice	Sum	25Hz	31.5Hz	40Hz	50Hz	63Hz	80Hz	100Hz	125Hz	160Hz	200Hz	250Hz	315Hz	400Hz	500Hz	630Hz	800Hz	1kHz	1.25kHz	1.6kHz	2kHz	2.5kHz	3.15kHz	4kHz	5kHz	6.3kHz	8kHz	10kHz
		dB(A)	dB(A)	dB(A)	dB(A)	dB(A)	dB(A)	dB(A)	dB(A)	dB(A)	dB(A)	dB(A)	dB(A)	dB(A)	dB(A)	dB(A)	dB(A)	dB(A)	dB(A)	dB(A)	dB(A)	dB(A)	dB(A)	dB(A)	dB(A)	dB(A)	dB(A)	dB(A)	dB(A)
Back Up Alarm 91	CNEL	-7.3					-21.6			-19.9			-16.0			-13.3			-13.5			-13.5			-22.4			-56.9	
Back Up Alarm 91	Leq	-6.9					-21.1			-19.4			-15.5			-12.8			-13.0			-13.0			-21.9			-56.5	
Back Up Alarm 92	CNEL	-7.4					-21.6			-19.9			-16.0			-13.3			-13.5			-13.5			-22.5			-57.2	
Back Up Alarm 92	Leq	-6.9					-21.1			-19.4			-15.5			-12.8			-13.0			-13.1			-22.0			-56.7	
Back Up Alarm 93	CNEL	-7.4					-21.6			-19.9			-16.0			-13.3			-13.5			-13.6			-22.6			-57.4	
Back Up Alarm 93	Leq	-6.9					-21.1			-19.4			-15.6			-12.8			-13.0			-13.1			-22.1			-56.9	
Back Up Alarm 94	CNEL	-7.4					-21.6			-19.9			-16.1			-13.3			-13.5			-13.6			-22.7			-57.6	
Back Up Alarm 94	Leq	-6.9					-21.2			-19.5			-15.6			-12.8			-13.1			-13.2			-22.2			-57.1	
Back Up Alarm 95	CNEL	-7.4					-21.6			-20.0			-16.1			-13.3			-13.5			-13.7			-22.8			-57.8	
Back Up Alarm 95	Leq	-7.0					-21.2			-19.5			-15.6			-12.8			-13.1			-13.2			-22.3			-57.4	
Back Up Alarm 96	CNEL	-7.5					-21.7			-20.0			-16.1			-13.3			-13.6			-13.7			-22.9			-58.1	
Back Up Alarm 96	Leq	-7.0					-21.2			-19.5			-15.6			-12.9			-13.1			-13.3			-22.4			-57.6	
Back Up Alarm 97	CNEL	-7.5					-21.7			-20.0			-16.1			-13.4			-13.6			-13.8			-23.0			-58.6	
Back Up Alarm 97	Leq	-7.0					-21.2			-19.5			-15.6			-12.9			-13.1			-13.4			-22.6			-58.1	
Back Up Alarm 98	CNEL	-7.5					-21.7			-20.0			-16.1			-13.4			-13.6			-13.9			-23.1			-58.8	
Back Up Alarm 98	Leq	-7.1					-21.2			-19.5			-15.6			-12.9			-13.1			-13.4			-22.7			-58.3	
Back Up Alarm 99	CNEL	-7.6					-21.7			-20.0			-16.1			-13.4			-13.6			-14.0			-23.2			-59.1	
Back Up Alarm 99	Leq	-7.1					-21.2			-19.5			-15.7			-12.9			-13.1			-13.5			-22.8			-58.6	
Back Up Alarm 100	CNEL	-7.6					-21.7			-20.0			-16.2			-13.4			-13.7			-14.0			-23.3			-59.3	
Back Up Alarm 100	Leq	-7.1					-21.3			-19.6			-15.7			-12.9			-13.2			-13.5			-22.9			-58.9	
Back Up Alarm 101	CNEL	-7.6					-21.7			-20.1			-16.2			-13.4			-13.7			-14.1			-23.4			-59.6	
Back Up Alarm 101	Leq	-7.1					-21.3			-19.6			-15.7			-13.0			-13.2			-13.6			-23.0			-59.1	
Back Up Alarm 102	CNEL	-7.7					-21.8			-20.1			-16.2			-13.5			-13.7			-14.1			-23.5			-59.9	
Back Up Alarm 102	Leq	-7.2					-21.3			-19.6			-15.7			-13.0			-13.2			-13.7			-23.1			-59.4	
Back Up Alarm 103	CNEL	-7.7					-21.8			-20.1			-16.2			-13.5			-13.7			-14.2			-23.6			-60.1	
Back Up Alarm 103	Leq	-7.2					-21.3			-19.6			-15.7			-13.0			-13.2			-13.7			-23.2			-59.6	
Back Up Alarm 104	CNEL	-7.7					-21.8			-20.1			-16.2			-13.5			-13.7			-14.3			-23.9			-60.7	
Back Up Alarm 104	Leq	-7.3					-21.3			-19.6			-15.7			-13.0			-13.3			-13.8			-23.4			-60.2	
Back Up Alarm 105	CNEL	-7.8					-21.8			-20.1			-16.2			-13.5			-13.8			-14.4			-24.0			-61.0	
Back Up Alarm 105	Leq	-7.3					-21.3			-19.6			-15.8			-13.0			-13.3			-13.9			-23.5			-60.5	
Back Up Alarm 106	CNEL	-7.8					-21.8			-20.1			-16.3			-13.5			-13.8			-14.4			-24.1			-61.2	
Back Up Alarm 106	Leq	-7.3					-21.3			-19.7			-15.8			-13.1			-13.3			-14.0			-23.6			-60.8	
Back Up Alarm 107	CNEL	-7.8					-21.8			-20.2			-16.3			-13.5			-13.8			-14.5			-24.2			-61.5	
Back Up Alarm 107	Leq	-7.3					-21.4			-19.7			-15.8			-13.1			-13.3			-14.0			-23.7			-61.1	
Back Up Alarm 108	CNEL	-7.9					-21.9			-20.2			-16.3			-13.6			-13.8			-14.6			-24.3			-61.8	
Back Up Alarm 108	Leq	-7.4					-21.4			-19.7			-15.8			-13.1			-13.3			-14.1			-23.8			-61.4	

Duke Patterson Warehouse Contribution spectra - 001 - Duke Patterson Warehouse: Outdoor SP

23

Source	Time slice	Sum	25Hz	31.5Hz	40Hz	50Hz	63Hz	80Hz	100Hz	125Hz	160Hz	200Hz	250Hz	315Hz	400Hz	500Hz	630Hz	800Hz	1kHz	1.25kHz	1.6kHz	2kHz	2.5kHz	3.15kHz	4kHz	5kHz	6.3kHz	8kHz	10kHz
		dB(A)	dB(A)	dB(A)	dB(A)	dB(A)	dB(A)	dB(A)	dB(A)	dB(A)	dB(A)	dB(A)	dB(A)	dB(A)	dB(A)	dB(A)	dB(A)	dB(A)	dB(A)	dB(A)	dB(A)	dB(A)	dB(A)	dB(A)	dB(A)	dB(A)	dB(A)	dB(A)	dB(A)
Back Up Alarm 109	CNEL	-7.9					-21.9			-20.2			-16.3			-13.6			-13.8			-14.6			-24.4			-62.1	
Back Up Alarm 109	Leq	-7.4					-21.4			-19.7			-15.8			-13.1			-13.3			-14.1			-23.9			-61.6	
Back Up Alarm 110	CNEL	-7.9					-21.9			-20.2			-16.3			-13.6			-13.8			-14.7			-24.5			-62.4	
Back Up Alarm 110	Leq	-7.4					-21.4			-19.7			-15.8			-13.1			-13.4			-14.2			-24.0			-61.9	
Back Up Alarm 111	CNEL	-8.0					-21.9			-20.2			-16.3			-13.6			-13.9			-14.8			-24.8			-63.0	
Back Up Alarm 111	Leq	-7.5					-21.4			-19.7			-15.9			-13.1			-13.4			-14.3			-24.3			-62.5	
Back Up Alarm 112	CNEL	-8.0					-21.9			-20.2			-16.4			-13.6			-13.9			-14.9			-24.9			-63.3	
Back Up Alarm 112	Leq	-7.5					-21.4			-19.8			-15.9			-13.2			-13.4			-14.4			-24.4			-62.8	
HVAC 1	CNEL	18.5	-29.8	-23.9	-20.0	-7.0	-2.1	-8.2	-0.3	-43.4	0.5	2.4	2.3	4.2	5.1	5.9	9.7	11.3	7.0	8.6	9.3	6.5	6.3	1.6	0.0	-5.7	-11.2	-24.3	-40.8
HVAC 1	Leq	11.9	-36.4	-30.5	-26.6	-13.7	-8.8	-14.9	-7.0	-50.0	-6.1	-4.2	-4.4	-2.5	-1.6	-0.8	3.1	4.7	0.3	1.9	2.7	-0.2	-0.4	-5.1	-6.6	-12.4	-17.9	-30.9	-47.4
HVAC 1	CNEL	19.7	-28.6	-22.7	-18.8	-5.8	-0.9	-6.9	1.0	-42.1	1.8	3.7	3.6	5.5	6.3	7.1	10.9	12.5	8.1	9.7	10.4	7.6	7.5	2.9	1.5	-3.8	-8.7	-20.8	-35.8
HVAC 1	Leq	13.1	-35.3	-29.3	-25.4	-12.5	-7.6	-13.6	-5.7	-48.8	-4.9	-3.0	-3.1	-1.2	-0.4	0.5	4.2	5.8	1.5	3.0	3.8	0.9	0.8	-3.8	-5.1	-10.5	-15.4	-27.5	-42.5
HVAC 1	CNEL	14.0	-33.6	-27.7	-23.9	-11.0	-6.1	-12.2	-4.9	-48.0	-4.1	-2.2	-2.3	-0.4	0.5	1.3	5.1	7.0	2.7	4.2	4.9	1.9	1.3	-4.2	-6.9	-14.7	-23.5	-40.9	-65.1
HVAC 1	Leq	7.3	-40.3	-34.4	-30.5	-17.6	-12.7	-18.8	-11.6	-54.7	-10.7	-8.9	-9.0	-7.1	-6.2	-5.4	-1.5	0.3	-4.0	-2.4	-1.7	-4.8	-5.4	-10.8	-13.6	-21.4	-30.2	-47.6	-71.8
HVAC 1	CNEL	13.9	-33.8	-27.9	-24.0	-11.1	-6.2	-12.3	-5.0	-48.1	-4.2	-2.3	-2.4	-0.5	0.4	1.2	5.1	6.9	2.6	4.2	4.9	1.8	1.2	-4.2	-7.0	-14.8	-23.7	-41.1	-65.5
HVAC 1	Leq	7.3	-40.5	-34.6	-30.7	-17.8	-12.9	-18.9	-11.7	-54.8	-10.8	-9.0	-9.1	-7.2	-6.3	-5.4	-1.6	0.3	-4.0	-2.5	-1.8	-4.8	-5.4	-10.9	-13.7	-21.5	-30.3	-47.8	-72.2
HVAC 1	CNEL	15.5	-32.7	-26.8	-22.9	-10.0	-5.0	-11.1	-3.4	-46.5	-2.5	-0.7	-0.8	1.1	2.0	2.9	6.7	8.4	4.1	5.7	6.4	3.5	3.0	-2.1	-4.4	-11.4	-18.9	-34.9	-55.9
HVAC 1	Leq	8.8	-39.3	-33.4	-29.5	-16.6	-11.7	-17.8	-10.0	-53.1	-9.2	-7.3	-7.4	-5.5	-4.6	-3.8	0.0	1.7	-2.6	-1.0	-0.3	-3.2	-3.6	-8.8	-11.1	-18.0	-25.5	-41.6	-62.6
HVAC 1	CNEL	16.5	-31.2	-25.3	-21.5	-8.7	-3.8	-10.0	-2.2	-45.3	-1.4	0.4	0.3	2.1	3.0	3.9	7.7	9.3	5.0	6.6	7.3	4.4	4.1	-1.0	-3.0	-9.5	-16.3	-31.4	-50.8
HVAC 1	Leq	9.8	-37.8	-32.0	-28.2	-15.3	-10.5	-16.6	-8.8	-52.0	-8.1	-6.3	-6.4	-4.5	-3.6	-2.8	1.0	2.6	-1.7	-0.1	0.6	-2.3	-2.6	-7.6	-9.7	-16.2	-23.0	-38.0	-57.5
HVAC 1	CNEL	16.4	-31.7	-25.8	-21.9	-9.0	-4.1	-10.2	-2.4	-45.5	-1.5	0.3	0.2	2.1	3.0	3.8	7.7	9.3	5.0	6.5	7.3	4.4	4.0	-1.0	-3.0	-9.5	-16.4	-31.4	-50.8
HVAC 1	Leq	9.8	-38.3	-32.5	-28.6	-15.7	-10.8	-16.9	-9.0	-52.1	-8.2	-6.4	-6.5	-4.6	-3.7	-2.8	1.0	2.6	-1.7	-0.1	0.6	-2.3	-2.6	-7.6	-9.7	-16.2	-23.0	-38.1	-57.5
HVAC 1	CNEL	17.4	-30.8	-24.9	-21.0	-8.1	-3.2	-9.3	-1.4	-44.5	-0.6	1.3	1.2	3.1	4.0	4.8	8.6	10.2	5.9	7.5	8.3	5.4	5.1	0.3	-1.5	-7.7	-13.8	-27.9	-45.8
HVAC 1	Leq	10.8	-37.4	-31.6	-27.7	-14.8	-9.9	-15.9	-8.1	-51.1	-7.2	-5.4	-5.5	-3.6	-2.7	-1.9	2.0	3.6	-0.7	0.8	1.6	-1.3	-1.5	-6.4	-8.2	-14.3	-20.5	-34.5	-52.5
HVAC 1	CNEL	19.8	-28.1	-22.3	-18.4	-5.5	-0.6	-6.8	1.1	-42.0	1.9	3.7	3.6	5.5	6.3	7.2	10.9	12.5	8.2	9.7	10.5	7.6	7.5	2.9	1.5	-3.8	-8.7	-20.8	-35.8
HVAC 1	Leq	13.1	-34.8	-29.0	-25.1	-12.2	-7.3	-13.4	-5.6	-48.7	-4.8	-2.9	-3.1	-1.2	-0.3	0.5	4.3	5.8	1.5	3.0	3.8	1.0	0.8	-3.8	-5.1	-10.5	-15.4	-27.4	-42.5
HVAC 1	CNEL	18.6	-29.2	-23.4	-19.5	-6.7	-1.8	-7.9	-0.1	-43.2	0.7	2.5	2.4	4.2	5.1	6.0	9.8	11.4	7.0	8.6	9.4	6.5	6.3	1.6	0.0	-5.7	-11.2	-24.3	-40.8
HVAC 1	Leq	11.9	-35.9	-30.0	-26.2	-13.3	-8.5	-14.6	-6.8	-49.9	-6.0	-4.2	-4.3	-2.4	-1.5	-0.7	3.1	4.7	0.4	1.9	2.7	-0.1	-0.3	-5.1	-6.6	-12.4	-17.9	-30.9	-47.4
HVAC 1	CNEL	16.3	-32.2	-26.3	-22.4	-9.4	-4.5	-10.6	-2.6	-45.7	-1.8	0.1	0.0	1.9	2.8	3.7	7.5	9.1	4.8	6.4	7.2	4.3	3.9	-1.1	-3.1	-9.8	-16.6	-31.8	-51.5
HVAC 1	Leq	9.6	-38.9	-33.0	-29.1	-16.1	-11.2	-17.2	-9.3	-52.4	-8.4	-6.6	-6.6	-4.8	-3.9	-3.0	0.8	2.4	-1.8	-0.3	0.5	-2.4	-2.7	-7.8	-9.8	-16.4	-23.3	-38.5	-58.2
HVAC 1	CNEL	17.3	-31.3	-25.4	-21.5	-8.5	-3.6	-9.6	-1.7	-44.7	-0.8	1.1	1.0	2.9	3.8	4.6	8.5	10.1	5.8	7.4	8.1	5.3	5.0	0.1	-1.7	-7.9	-14.2	-28.4	-46.6
HVAC 1	Leq	10.6	-38.0	-32.1	-28.1	-15.2	-10.2	-16.3	-8.4	-51.4	-7.5	-5.6	-5.7	-3.8	-2.9	-2.0	1.8	3.4	-0.9	0.7	1.5	-1.4	-1.7	-6.5	-8.4	-14.6	-20.8	-35.0	-53.3
HVAC 1	CNEL	19.6	-28.8	-22.9	-19.0	-6.0	-1.1	-7.1	0.8	-42.2	1.7	3.6	3.5	5.3	6.2	7.0	10.8	12.4	8.1	9.6	10.4	7.5	7.4	2.8	1.4	-3.9	-8.9	-21.0	-36.2
HVAC 1	Leq	13.0	-35.5	-29.6	-25.6	-12.7	-7.7	-13.8	-5.9	-48.9	-5.0	-3.1	-3.2	-1.3	-0.5	0.4	4.1	5.7	1.4	2.9	3.7	0.9	0.7	-3.9	-5.2	-10.6	-15.6	-27.7	-42.8
HVAC 1	CNEL	18.5	-30.0	-24.1	-20.2	-7.2	-2.3	-8.4	-0.4	-43.5	0.4	2.3	2.2	4.1	5.0	5.8	9.6	11.2	6.9	8.5	9.3	6.5	6.3	1.5	0.0	-5.8	-11.4	-24.5	-41.1
HVAC 1	Leq	11.8	-36.7	-30.8	-26.9	-13.9	-9.0	-15.0	-7.1	-50.2	-6.2	-4.3	-4.4	-2.6	-1.7	-0.8	3.0	4.6	0.3	1.8	2.6	-0.2	-0.4	-5.2	-6.7	-12.5	-18.0	-31.1	-47.7

Duke Patterson Warehouse

Contribution spectra - 001 - Duke Patterson Warehouse: Outdoor SP

23

Source	Time slice	Sum	25Hz	31.5Hz	40Hz	50Hz	63Hz	80Hz	100Hz	125Hz	160Hz	200Hz	250Hz	315Hz	400Hz	500Hz	630Hz	800Hz	1kHz	1.25kHz	1.6kHz	2kHz	2.5kHz	3.15kHz	4kHz	5kHz	6.3kHz	8kHz	10kHz
		dB(A)	dB(A)	dB(A)	dB(A)	dB(A)	dB(A)	dB(A)	dB(A)	dB(A)	dB(A)	dB(A)	dB(A)	dB(A)	dB(A)	dB(A)	dB(A)	dB(A)	dB(A)	dB(A)	dB(A)	dB(A)	dB(A)	dB(A)	dB(A)	dB(A)	dB(A)	dB(A)	dB(A)
HVAC 1	CNEL	18.3	-30.3	-24.4	-20.4	-7.5	-2.5	-8.6	-0.6	-43.7	0.3	2.2	2.1	4.0	4.8	5.7	9.5	11.1	6.8	8.4	9.2	6.4	6.2	1.4	-0.2	-6.0	-11.6	-24.8	-41.6
HVAC 1	Leq	11.7	-37.0	-31.0	-27.1	-14.1	-9.2	-15.2	-7.3	-50.3	-6.4	-4.5	-4.6	-2.7	-1.8	-1.0	2.8	4.4	0.1	1.7	2.5	-0.3	-0.5	-5.3	-6.8	-12.6	-18.3	-31.5	-48.3
HVAC 1	CNEL	14.7	-33.2	-27.3	-23.4	-10.5	-5.6	-11.6	-4.2	-47.2	-3.3	-1.5	-1.6	0.3	1.2	2.1	5.9	7.7	3.4	4.9	5.6	2.7	2.2	-3.2	-5.7	-13.1	-21.2	-38.2	-60.7
HVAC 1	Leq	8.1	-39.8	-33.9	-30.0	-17.1	-12.2	-18.3	-10.8	-53.9	-10.0	-8.1	-8.2	-6.4	-5.5	-4.6	-0.8	1.0	-3.3	-1.7	-1.0	-4.0	-4.5	-9.8	-12.3	-19.7	-27.8	-44.9	-67.4
HVAC 1	CNEL	14.7	-33.4	-27.5	-23.5	-10.6	-5.7	-11.8	-4.3	-47.4	-3.4	-1.6	-1.7	0.2	1.1	2.0	5.8	7.6	3.3	4.9	5.6	2.6	2.1	-3.2	-5.8	-13.2	-21.3	-38.5	-61.1
HVAC 1	Leq	8.0	-40.0	-34.1	-30.2	-17.3	-12.4	-18.4	-11.0	-54.0	-10.1	-8.2	-8.3	-6.4	-5.5	-4.7	-0.8	0.9	-3.4	-1.8	-1.1	-4.1	-4.6	-9.9	-12.4	-19.8	-28.0	-45.2	-67.7
HVAC 1	CNEL	15.4	-32.9	-27.0	-23.0	-10.1	-5.2	-11.2	-3.5	-46.6	-2.6	-0.8	-0.9	1.0	1.9	2.8	6.6	8.3	4.0	5.6	6.3	3.4	3.0	-2.2	-4.5	-11.5	-19.0	-35.2	-56.3
HVAC 1	Leq	8.8	-39.5	-33.6	-29.7	-16.8	-11.8	-17.9	-10.2	-53.2	-9.3	-7.4	-7.5	-5.6	-4.7	-3.9	0.0	1.6	-2.7	-1.1	-0.3	-3.3	-3.7	-8.9	-11.2	-18.2	-25.7	-41.9	-63.0
HVAC 1	CNEL	17.4	-31.1	-25.2	-21.2	-8.3	-3.4	-9.4	-1.5	-44.6	-0.7	1.2	1.1	3.0	3.9	4.7	8.6	10.2	5.9	7.4	8.2	5.4	5.1	0.2	-1.6	-7.7	-13.9	-28.0	-46.1
HVAC 1	Leq	10.7	-37.7	-31.8	-27.9	-15.0	-10.0	-16.1	-8.2	-51.3	-7.3	-5.5	-5.6	-3.7	-2.8	-1.9	1.9	3.5	-0.8	0.8	1.5	-1.3	-1.6	-6.5	-8.2	-14.4	-20.6	-34.7	-52.8
HVAC 1	CNEL	16.4	-32.0	-26.1	-22.2	-9.3	-4.3	-10.4	-2.5	-45.6	-1.7	0.2	0.1	2.0	2.9	3.8	7.6	9.2	4.9	6.5	7.2	4.3	4.0	-1.0	-3.1	-9.6	-16.5	-31.5	-51.1
HVAC 1	Leq	9.7	-38.7	-32.8	-28.8	-15.9	-11.0	-17.1	-9.2	-52.2	-8.3	-6.4	-6.5	-4.6	-3.8	-2.9	0.9	2.5	-1.8	-0.2	0.6	-2.3	-2.7	-7.7	-9.7	-16.3	-23.1	-38.2	-57.7
HVAC 1	CNEL	17.5	-30.2	-24.4	-20.6	-7.7	-2.9	-9.0	-1.2	-44.3	-0.4	1.4	1.3	3.1	4.0	4.9	8.7	10.3	6.0	7.5	8.3	5.4	5.1	0.3	-1.5	-7.7	-13.8	-27.9	-45.8
HVAC 1	Leq	10.8	-36.9	-31.1	-27.2	-14.4	-9.5	-15.7	-7.9	-51.0	-7.1	-5.3	-5.4	-3.5	-2.7	-1.8	2.0	3.6	-0.7	0.9	1.6	-1.3	-1.5	-6.4	-8.2	-14.3	-20.5	-34.5	-52.5
HVAC 1	CNEL	15.7	-31.1	-25.3	-21.4	-8.6	-3.8	-10.0	-2.5	-45.7	-1.9	-0.3	-0.5	1.4	2.3	3.1	6.9	8.6	4.3	5.8	6.5	3.6	3.1	-2.1	-4.3	-11.3	-18.8	-34.9	-55.9
HVAC 1	Leq	9.0	-37.8	-31.9	-28.1	-15.3	-10.5	-16.7	-9.2	-52.4	-8.6	-7.0	-7.1	-5.3	-4.4	-3.6	0.2	1.9	-2.4	-0.9	-0.2	-3.1	-3.6	-8.7	-11.0	-18.0	-25.5	-41.5	-62.5
HVAC 1	CNEL	17.1	-30.4	-24.6	-20.8	-7.9	-3.1	-9.2	-1.4	-44.5	-0.7	1.1	1.0	2.9	3.7	4.6	8.4	9.9	5.6	7.1	7.8	4.9	4.6	-0.4	-2.3	-8.6	-14.9	-29.2	-47.5
HVAC 1	Leq	10.4	-37.1	-31.3	-27.4	-14.6	-9.7	-15.9	-8.1	-51.2	-7.3	-5.5	-5.7	-3.8	-2.9	-2.1	1.7	3.3	-1.1	0.5	1.2	-1.8	-2.1	-7.1	-8.9	-15.2	-21.6	-35.9	-54.2
HVAC 1	CNEL	16.3	-31.5	-25.7	-21.8	-9.0	-4.1	-10.2	-2.4	-45.5	-1.6	0.2	0.1	2.0	2.9	3.7	7.5	9.2	4.9	6.4	7.2	4.3	3.9	-1.1	-3.1	-9.7	-16.6	-31.8	-51.5
HVAC 1	Leq	9.7	-38.2	-32.3	-28.5	-15.6	-10.8	-16.9	-9.1	-52.2	-8.3	-6.5	-6.6	-4.7	-3.8	-3.0	0.9	2.5	-1.8	-0.2	0.5	-2.4	-2.7	-7.7	-9.8	-16.4	-23.3	-38.5	-58.2
HVAC 1	CNEL	16.5	-30.6	-24.7	-20.9	-8.1	-3.3	-9.5	-1.8	-45.0	-1.2	0.5	0.3	2.2	3.1	3.9	7.7	9.4	5.0	6.6	7.3	4.4	4.1	-1.0	-3.0	-9.6	-16.4	-31.5	-51.0
HVAC 1	Leq	9.9	-37.2	-31.4	-27.6	-14.8	-10.0	-16.2	-8.5	-51.7	-7.8	-6.2	-6.3	-4.5	-3.6	-2.7	1.1	2.7	-1.6	-0.1	0.7	-2.3	-2.6	-7.6	-9.7	-16.2	-23.1	-38.2	-57.7
HVAC 1	CNEL	17.6	-29.5	-23.7	-19.8	-7.0	-2.2	-8.4	-0.7	-43.9	-0.1	1.5	1.4	3.2	4.1	4.9	8.7	10.4	6.0	7.6	8.3	5.4	5.2	0.3	-1.5	-7.7	-13.9	-28.0	-46.0
HVAC 1	Leq	10.9	-36.2	-30.3	-26.5	-13.7	-8.9	-15.1	-7.4	-50.6	-6.8	-5.2	-5.3	-3.5	-2.5	-1.7	2.1	3.7	-0.6	0.9	1.7	-1.2	-1.5	-6.4	-8.2	-14.4	-20.6	-34.7	-52.7
HVAC 1	CNEL	14.0	-33.4	-27.6	-23.7	-10.8	-6.0	-12.1	-4.9	-48.0	-4.1	-2.2	-2.4	-0.5	0.4	1.3	5.1	7.0	2.7	4.2	4.9	1.8	1.2	-4.2	-7.0	-14.8	-23.7	-41.1	-65.5
HVAC 1	Leq	7.3	-40.1	-34.2	-30.4	-17.5	-12.6	-18.7	-11.5	-54.6	-10.7	-8.9	-9.0	-7.1	-6.3	-5.4	-1.6	0.3	-4.0	-2.5	-1.8	-4.8	-5.4	-10.9	-13.7	-21.5	-30.3	-47.8	-72.2
HVAC 1	CNEL	14.2	-32.3	-26.5	-22.7	-9.9	-5.0	-11.2	-4.2	-47.4	-3.6	-1.9	-2.1	-0.2	0.7	1.5	5.3	7.2	2.8	4.3	5.0	2.0	1.4	-4.1	-6.9	-14.7	-23.5	-40.9	-65.1
HVAC 1	Leq	7.5	-39.0	-33.2	-29.3	-16.5	-11.7	-17.9	-10.9	-54.1	-10.2	-8.6	-8.8	-6.9	-6.0	-5.2	-1.4	0.5	-3.8	-2.3	-1.7	-4.7	-5.3	-10.8	-13.6	-21.4	-30.1	-47.6	-71.8
HVAC 1	CNEL	15.5	-32.3	-26.4	-22.6	-9.7	-4.8	-11.0	-3.3	-46.4	-2.5	-0.7	-0.8	1.1	2.0	2.8	6.7	8.4	4.1	5.6	6.4	3.4	3.0	-2.2	-4.5	-11.5	-19.0	-35.2	-56.3
HVAC 1	Leq	8.8	-38.9	-33.1	-29.2	-16.4	-11.5	-17.6	-10.0	-53.1	-9.2	-7.4	-7.5	-5.6	-4.7	-3.8	0.0	1.7	-2.6	-1.1	-0.3	-3.3	-3.7	-8.8	-11.1	-18.1	-25.7	-41.8	-63.0
HVAC 1	CNEL	14.7	-32.9	-27.0	-23.2	-10.3	-5.4	-11.5	-4.1	-47.2	-3.3	-1.5	-1.6	0.3	1.2	2.0	5.9	7.6	3.3	4.9	5.6	2.6	2.1	-3.2	-5.8	-13.2	-21.3	-38.5	-61.1
HVAC 1	Leq	8.0	-39.5	-33.7	-29.8	-17.0	-12.1	-18.2	-10.8	-53.9	-10.0	-8.2	-8.3	-6.4	-5.5	-4.6	-0.8	1.0	-3.3	-1.8	-1.1	-4.1	-4.6	-9.9	-12.4	-19.8	-28.0	-45.1	-67.7
HVAC 1	CNEL	14.9	-31.8	-25.9	-22.1	-9.3	-4.5	-10.6	-3.4	-46.6	-2.8	-1.2	-1.3	0.5	1.4	2.3	6.1	7.9	3.5	5.1	5.8	2.7	2.2	-3.1	-5.6	-13.0	-21.1	-38.2	-60.7
HVAC 1	Leq	8.2	-38.4	-32.6	-28.8	-15.9	-11.1	-17.3	-10.1	-53.3	-9.4	-7.8	-8.0	-6.1	-5.2	-4.4	-0.6	1.2	-3.1	-1.6	-0.9	-3.9	-4.4	-9.8	-12.3	-19.7	-27.8	-44.9	-67.3
HVAC 1	CNEL	14.0	-33.3	-27.5	-23.6	-10.8	-5.9	-12.0	-4.8	-47.9	-4.0	-2.2	-2.3	-0.4	0.5	1.4	5.2	7.0	2.7	4.3	5.0	1.9	1.3	-4.1	-6.9	-14.7	-23.4	-40.8	-65.0
HVAC 1	Leq	7.4	-40.0	-34.2	-30.3	-17.4	-12.6	-18.7	-11.4	-54.5	-10.7	-8.8	-8.9	-7.1	-6.2	-5.3	-1.5	0.4	-3.9	-2.4	-1.7	-4.8	-5.3	-10.8	-13.6	-21.3	-30.1	-47.5	-71.6

Duke Patterson Warehouse

Contribution spectra - 001 - Duke Patterson Warehouse: Outdoor SP

23

Source	Time slice	Sum	25Hz	31.5Hz	40Hz	50Hz	63Hz	80Hz	100Hz	125Hz	160Hz	200Hz	250Hz	315Hz	400Hz	500Hz	630Hz	800Hz	1kHz	1.25kHz	1.6kHz	2kHz	2.5kHz	3.15kHz	4kHz	5kHz	6.3kHz	8kHz	10kHz
		dB(A)	dB(A)	dB(A)	dB(A)	dB(A)	dB(A)	dB(A)	dB(A)	dB(A)	dB(A)	dB(A)	dB(A)	dB(A)	dB(A)	dB(A)	dB(A)	dB(A)	dB(A)	dB(A)	dB(A)	dB(A)	dB(A)	dB(A)	dB(A)	dB(A)	dB(A)	dB(A)	dB(A)
HVAC 1	CNEL	15.6	-31.9	-26.1	-22.2	-9.4	-4.5	-10.7	-3.1	-46.2	-2.3	-0.5	-0.6	1.2	2.1	3.0	6.8	8.5	4.2	5.7	6.5	3.5	3.1	-2.1	-4.3	-11.3	-18.8	-34.8	-55.7
HVAC 1	Leq	8.9	-38.6	-32.7	-28.9	-16.1	-11.2	-17.4	-9.7	-52.8	-9.0	-7.2	-7.3	-5.4	-4.5	-3.7	0.1	1.8	-2.5	-1.0	-0.2	-3.2	-3.6	-8.7	-11.0	-18.0	-25.4	-41.5	-62.4
HVAC 1	CNEL	14.8	-32.4	-26.6	-22.8	-9.9	-5.1	-11.2	-3.9	-47.0	-3.1	-1.3	-1.5	0.4	1.3	2.2	6.0	7.8	3.4	5.0	5.7	2.7	2.2	-3.1	-5.6	-13.0	-21.1	-38.1	-60.5
HVAC 1	Leq	8.1	-39.1	-33.3	-29.4	-16.6	-11.8	-17.9	-10.5	-53.7	-9.8	-8.0	-8.1	-6.3	-5.4	-4.5	-0.7	1.1	-3.2	-1.7	-1.0	-4.0	-4.5	-9.8	-12.3	-19.7	-27.8	-44.8	-67.2
HVAC 1	CNEL	14.8	-32.9	-27.0	-23.1	-10.3	-5.4	-11.5	-4.0	-47.1	-3.2	-1.4	-1.5	0.4	1.3	2.1	5.9	7.7	3.4	5.0	5.7	2.7	2.2	-3.1	-5.6	-13.0	-21.1	-38.1	-60.5
HVAC 1	Leq	8.1	-39.5	-33.7	-29.8	-16.9	-12.1	-18.2	-10.7	-53.8	-9.9	-8.1	-8.2	-6.3	-5.4	-4.6	-0.7	1.1	-3.3	-1.7	-1.0	-4.0	-4.5	-9.8	-12.3	-19.7	-27.8	-44.8	-67.2
HVAC 1	CNEL	15.6	-32.4	-26.5	-22.6	-9.8	-4.9	-11.0	-3.2	-46.3	-2.4	-0.6	-0.7	1.2	2.1	2.9	6.8	8.4	4.1	5.7	6.4	3.5	3.1	-2.1	-4.4	-11.3	-18.8	-34.8	-55.7
HVAC 1	Leq	8.9	-39.0	-33.2	-29.3	-16.4	-11.5	-17.6	-9.9	-53.0	-9.1	-7.3	-7.4	-5.5	-4.6	-3.7	0.1	1.8	-2.5	-1.0	-0.2	-3.2	-3.6	-8.8	-11.0	-18.0	-25.4	-41.5	-62.4
HVAC 1	CNEL	19.3	-26.7	-21.0	-17.3	-4.5	0.2	-6.1	1.5	-41.7	2.1	3.6	3.4	5.2	6.1	6.8	10.5	12.1	7.6	9.1	9.7	6.8	6.6	1.8	0.3	-5.2	-10.4	-22.7	-36.4
HVAC 1	Leq	12.6	-33.4	-27.7	-23.9	-11.2	-6.5	-12.8	-5.1	-48.4	-4.6	-3.1	-3.3	-1.5	-0.6	0.1	3.8	5.4	1.0	2.4	3.1	0.1	-0.1	-4.9	-6.3	-11.9	-17.0	-29.4	-43.1
HVAC 1	CNEL	17.9	-29.2	-23.4	-19.6	-6.8	-1.9	-8.1	-0.3	-43.4	0.4	2.2	2.0	3.8	4.7	5.5	9.2	10.7	6.3	7.8	8.5	5.5	5.2	0.3	-1.5	-7.4	-13.2	-26.6	-43.5
HVAC 1	Leq	11.2	-35.9	-30.1	-26.3	-13.4	-8.6	-14.7	-7.0	-50.1	-6.3	-4.5	-4.7	-2.8	-2.0	-1.2	2.5	4.1	-0.3	1.1	1.8	-1.2	-1.5	-6.4	-8.1	-14.1	-19.9	-33.2	-50.2
HVAC 1	CNEL	18.7	-28.2	-22.4	-18.6	-5.7	-0.9	-7.1	0.5	-42.7	1.2	2.7	2.5	4.4	5.3	6.1	9.9	11.5	7.1	8.7	9.4	6.6	6.4	1.6	0.1	-5.7	-11.3	-24.4	-41.0
HVAC 1	Leq	12.0	-34.9	-29.1	-25.2	-12.4	-7.6	-13.8	-6.1	-49.3	-5.5	-4.0	-4.1	-2.3	-1.4	-0.6	3.2	4.8	0.5	2.0	2.8	-0.1	-0.3	-5.1	-6.6	-12.4	-18.0	-31.1	-47.7
HVAC 1	CNEL	19.7	-28.4	-22.5	-18.7	-5.8	-0.8	-6.9	0.9	-42.1	1.8	3.6	3.5	5.4	6.2	7.1	10.8	12.4	8.1	9.6	10.4	7.6	7.4	2.8	1.5	-3.9	-8.9	-21.0	-36.1
HVAC 1	Leq	13.0	-35.1	-29.2	-25.3	-12.4	-7.5	-13.6	-5.7	-48.8	-4.9	-3.1	-3.2	-1.3	-0.4	0.4	4.2	5.7	1.4	3.0	3.7	0.9	0.7	-3.9	-5.2	-10.6	-15.5	-27.7	-42.8
HVAC 1	CNEL	14.1	-32.9	-27.1	-23.3	-10.4	-5.6	-11.7	-4.6	-47.7	-3.9	-2.1	-2.2	-0.3	0.6	1.4	5.2	7.1	2.8	4.3	5.0	1.9	1.3	-4.1	-6.9	-14.7	-23.4	-40.8	-65.0
HVAC 1	Leq	7.4	-39.6	-33.8	-29.9	-17.1	-12.3	-18.4	-11.3	-54.4	-10.5	-8.8	-8.9	-7.0	-6.1	-5.3	-1.4	0.4	-3.9	-2.4	-1.7	-4.7	-5.3	-10.8	-13.6	-21.3	-30.1	-47.5	-71.6
HVAC 1	CNEL	19.5	-29.1	-23.2	-19.2	-6.3	-1.3	-7.4	0.6	-42.5	1.5	3.4	3.3	5.1	6.0	6.8	10.6	12.2	7.9	9.5	10.2	7.4	7.3	2.6	1.3	-4.2	-9.2	-21.5	-36.8
HVAC 1	Leq	12.8	-35.8	-29.8	-25.9	-12.9	-8.0	-14.0	-6.1	-49.1	-5.2	-3.3	-3.4	-1.5	-0.7	0.2	4.0	5.6	1.2	2.8	3.6	0.8	0.6	-4.0	-5.4	-10.8	-15.9	-28.1	-43.5
HVAC 1	CNEL	13.8	-34.4	-28.4	-24.5	-11.5	-6.5	-12.6	-5.3	-48.4	-4.5	-2.5	-2.6	-0.7	0.2	1.0	4.9	6.8	2.5	4.1	4.8	1.8	1.3	-4.2	-7.0	-14.8	-23.7	-42.0	-66.4
HVAC 1	Leq	7.1	-41.1	-35.1	-31.1	-18.2	-13.2	-19.3	-12.0	-55.1	-11.1	-9.2	-9.3	-7.4	-6.5	-5.6	-1.8	0.1	-4.1	-2.6	-1.8	-4.8	-5.4	-10.8	-13.6	-21.5	-30.4	-48.7	-73.1
HVAC 1	CNEL	13.2	-34.8	-28.8	-24.9	-11.9	-7.0	-13.0	-5.9	-48.9	-5.0	-3.1	-3.2	-1.3	-0.4	0.5	4.3	6.3	2.0	3.5	4.2	1.2	0.5	-5.1	-8.1	-16.3	-25.8	-45.0	-70.6
HVAC 1	Leq	6.5	-41.5	-35.5	-31.5	-18.6	-13.6	-19.7	-12.6	-55.6	-11.7	-9.8	-9.9	-8.0	-7.1	-6.2	-2.4	-0.4	-4.7	-3.1	-2.4	-5.5	-6.2	-11.8	-14.8	-23.0	-32.5	-51.6	-77.3
HVAC 1	CNEL	13.5	-34.6	-28.6	-24.7	-11.7	-6.8	-12.8	-5.6	-48.7	-4.8	-2.8	-2.9	-1.0	-0.1	0.7	4.6	6.5	2.2	3.8	4.5	1.4	0.8	-4.7	-7.6	-15.7	-24.9	-43.7	-68.8
HVAC 1	Leq	6.8	-41.3	-35.3	-31.4	-18.4	-13.4	-19.5	-12.3	-55.4	-11.4	-9.5	-9.6	-7.7	-6.8	-5.9	-2.1	-0.2	-4.5	-2.9	-2.2	-5.2	-5.9	-11.4	-14.3	-22.4	-31.6	-50.4	-75.5
HVAC 1	CNEL	14.1	-34.2	-28.2	-24.3	-11.3	-6.3	-12.4	-5.0	-48.1	-4.2	-2.3	-2.3	-0.4	0.5	1.3	5.2	7.1	2.8	4.4	5.1	2.1	1.6	-3.8	-6.4	-14.1	-22.8	-40.7	-64.5
HVAC 1	Leq	7.4	-40.8	-34.9	-30.9	-18.0	-13.0	-19.0	-11.7	-54.8	-10.8	-8.9	-9.0	-7.1	-6.2	-5.3	-1.5	0.4	-3.9	-2.3	-1.5	-4.5	-5.1	-10.4	-13.1	-20.8	-29.4	-47.4	-71.2
HVAC 1	CNEL	15.1	-33.6	-27.6	-23.7	-10.7	-5.7	-11.8	-4.2	-47.2	-3.3	-1.4	-1.5	0.5	1.4	2.3	6.1	7.9	3.7	5.3	6.1	3.2	2.8	-2.3	-4.7	-11.8	-19.6	-36.4	-58.4
HVAC 1	Leq	8.4	-40.2	-34.3	-30.3	-17.4	-12.4	-18.4	-10.9	-53.9	-10.0	-8.0	-8.1	-6.2	-5.3	-4.4	-0.5	1.3	-3.0	-1.4	-0.6	-3.5	-3.8	-9.0	-11.3	-18.5	-26.3	-43.0	-65.1
HVAC 1	CNEL	14.4	-34.0	-28.0	-24.1	-11.1	-6.1	-12.2	-4.8	-47.8	-3.9	-2.0	-2.1	-0.1	0.8	1.6	5.5	7.4	3.1	4.7	5.5	2.5	2.1	-3.2	-5.8	-13.3	-21.6	-39.2	-62.3
HVAC 1	Leq	7.8	-40.6	-34.7	-30.7	-17.8	-12.8	-18.8	-11.4	-54.5	-10.6	-8.6	-8.7	-6.8	-5.9	-5.0	-1.2	0.7	-3.6	-2.0	-1.2	-4.1	-4.6	-9.9	-12.5	-20.0	-28.3	-45.8	-69.0
HVAC 1	CNEL	14.8	-33.8	-27.8	-23.8	-10.9	-5.9	-11.9	-4.4	-47.5	-3.6	-1.6	-1.7	0.2	1.1	2.0	5.8	7.7	3.4	5.0	5.8	2.9	2.4	-2.8	-5.3	-12.6	-20.7	-37.7	-60.3
HVAC 1	Leq	8.1	-40.4	-34.5	-30.5	-17.5	-12.6	-18.6	-11.1	-54.2	-10.2	-8.3	-8.4	-6.5	-5.6	-4.7	-0.8	1.0	-3.3	-1.7	-0.9	-3.8	-4.2	-9.5	-11.9	-19.2	-27.3	-44.4	-67.0
HVAC 1	CNEL	15.4	-33.3	-27.4	-23.4	-10.4	-5.5	-11.5	-3.8	-46.9	-2.9	-1.0	-1.1	0.8	1.8	2.6	6.5	8.3	4.0	5.7	6.5	3.6	3.2	-1.8	-4.1	-11.0	-18.6	-34.9	-56.2
HVAC 1	Leq	8.8	-40.0	-34.0	-30.1	-17.1	-12.1	-18.2	-10.5	-53.5	-9.6	-7.7	-7.7	-5.8	-4.9	-4.0	-0.2	1.6	-2.6	-1.0	-0.2	-3.1	-3.4	-8.5	-10.7	-17.7	-25.3	-41.5	-62.9

Duke Patterson Warehouse Contribution spectra - 001 - Duke Patterson Warehouse: Outdoor SP

23

Source	Time slice	Sum	25Hz	31.5Hz	40Hz	50Hz	63Hz	80Hz	100Hz	125Hz	160Hz	200Hz	250Hz	315Hz	400Hz	500Hz	630Hz	800Hz	1kHz	1.25kHz	1.6kHz	2kHz	2.5kHz	3.15kHz	4kHz	5kHz	6.3kHz	8kHz	10kHz
		dB(A)	dB(A)	dB(A)	dB(A)	dB(A)	dB(A)	dB(A)	dB(A)	dB(A)	dB(A)	dB(A)	dB(A)	dB(A)	dB(A)	dB(A)	dB(A)	dB(A)	dB(A)	dB(A)	dB(A)	dB(A)	dB(A)	dB(A)	dB(A)	dB(A)	dB(A)	dB(A)	dB(A)
HVAC 1	CNEL	12.6	-35.2	-29.2	-25.3	-12.3	-7.4	-13.4	-6.4	-49.5	-5.6	-3.7	-3.8	-1.9	-1.0	-0.1	3.7	5.7	1.4	3.0	3.6	0.5	-0.3	-6.0	-9.3	-17.9	-27.9	-48.0	-74.9
HVAC 1	Leq	6.0	-41.8	-35.9	-31.9	-19.0	-14.0	-20.1	-13.1	-56.2	-12.2	-10.3	-10.4	-8.5	-7.6	-6.8	-2.9	-0.9	-5.2	-3.7	-3.1	-6.2	-6.9	-12.7	-16.0	-24.5	-34.6	-54.6	-81.5
HVAC 1	CNEL	17.7	-31.3	-25.3	-21.4	-8.4	-3.4	-9.5	-1.5	-44.6	-0.6	1.3	1.2	3.1	4.1	4.9	8.8	10.5	6.2	7.9	8.7	5.9	5.8	1.0	-0.6	-6.6	-12.6	-26.5	-44.4
HVAC 1	Leq	11.1	-38.0	-32.0	-28.0	-15.1	-10.1	-16.1	-8.2	-51.2	-7.3	-5.4	-5.4	-3.5	-2.6	-1.7	2.1	3.8	-0.5	1.2	2.0	-0.7	-0.9	-5.6	-7.3	-13.3	-19.3	-33.2	-51.0
HVAC 1	CNEL	15.8	-33.1	-27.1	-23.2	-10.2	-5.2	-11.3	-3.4	-46.5	-2.5	-0.6	-0.7	1.2	2.1	3.0	6.9	8.6	4.3	6.0	6.8	3.9	3.6	-1.4	-3.6	-10.4	-17.6	-33.5	-54.2
HVAC 1	Leq	9.1	-39.8	-33.8	-29.8	-16.9	-11.9	-17.9	-10.1	-53.2	-9.2	-7.3	-7.4	-5.5	-4.5	-3.7	0.2	1.9	-2.3	-0.7	0.1	-2.7	-3.1	-8.1	-10.2	-17.0	-24.3	-40.2	-60.9
HVAC 1	CNEL	15.1	-33.5	-27.6	-23.6	-10.6	-5.7	-11.7	-4.1	-47.2	-3.2	-1.3	-1.4	0.5	1.4	2.3	6.2	8.0	3.7	5.3	6.1	3.2	2.8	-2.4	-4.8	-11.9	-19.8	-36.5	-58.5
HVAC 1	Leq	8.4	-40.2	-34.2	-30.3	-17.3	-12.4	-18.4	-10.8	-53.8	-9.9	-8.0	-8.1	-6.2	-5.3	-4.4	-0.5	1.3	-3.0	-1.4	-0.6	-3.5	-3.9	-9.1	-11.4	-18.6	-26.5	-43.1	-65.1
HVAC 1	CNEL	15.3	-33.3	-27.3	-23.4	-10.4	-5.4	-11.5	-3.8	-46.9	-2.9	-1.0	-1.1	0.8	1.7	2.6	6.5	8.2	3.9	5.6	6.3	3.4	3.1	-2.1	-4.4	-11.4	-19.0	-35.4	-56.8
HVAC 1	Leq	8.7	-39.9	-34.0	-30.0	-17.1	-12.1	-18.2	-10.5	-53.5	-9.6	-7.7	-7.8	-5.8	-4.9	-4.1	-0.2	1.5	-2.7	-1.1	-0.3	-3.2	-3.6	-8.7	-11.0	-18.1	-25.7	-42.0	-63.5
HVAC 1	CNEL	12.9	-35.0	-29.1	-25.1	-12.1	-7.2	-13.2	-6.2	-49.3	-5.3	-3.4	-3.5	-1.6	-0.7	0.1	4.0	6.0	1.6	3.2	3.8	0.7	0.0	-5.7	-8.8	-17.3	-27.1	-46.8	-73.1
HVAC 1	Leq	6.2	-41.7	-35.7	-31.8	-18.8	-13.8	-19.9	-12.9	-55.9	-12.0	-10.1	-10.2	-8.3	-7.4	-6.5	-2.7	-0.7	-5.0	-3.5	-2.8	-5.9	-6.6	-12.3	-15.5	-23.9	-33.8	-53.5	-79.8
HVAC 1	CNEL	17.3	-31.8	-25.9	-21.9	-8.9	-4.0	-10.0	-2.0	-45.1	-1.1	0.8	0.7	2.7	3.6	4.5	8.3	10.0	5.8	7.4	8.3	5.5	5.3	0.5	-1.2	-7.4	-13.7	-28.0	-46.5
HVAC 1	Leq	10.6	-38.5	-32.5	-28.6	-15.6	-10.6	-16.7	-8.7	-51.7	-7.8	-5.9	-5.9	-4.0	-3.1	-2.2	1.7	3.3	-0.9	0.7	1.6	-1.2	-1.3	-6.1	-7.9	-14.0	-20.3	-34.7	-53.2
HVAC 1	CNEL	16.5	-32.5	-26.6	-22.6	-9.6	-4.7	-10.7	-2.7	-45.8	-1.8	0.1	0.0	1.9	2.8	3.7	7.6	9.3	5.0	6.7	7.5	4.7	4.5	-0.4	-2.3	-8.8	-15.5	-30.6	-50.2
HVAC 1	Leq	9.8	-39.2	-33.2	-29.3	-16.3	-11.3	-17.4	-9.4	-52.5	-8.5	-6.6	-6.7	-4.7	-3.8	-2.9	0.9	2.6	-1.6	0.0	0.9	-1.9	-2.2	-7.1	-9.0	-15.4	-22.2	-37.3	-56.8
HVAC 1	CNEL	16.9	-32.1	-26.1	-22.2	-9.2	-4.2	-10.3	-2.3	-45.4	-1.4	0.5	0.4	2.4	3.3	4.2	8.0	9.7	5.4	7.1	7.9	5.1	4.9	0.1	-1.8	-8.1	-14.6	-29.2	-48.2
HVAC 1	Leq	10.3	-38.7	-32.8	-28.8	-15.9	-10.9	-16.9	-9.0	-52.0	-8.1	-6.2	-6.2	-4.3	-3.4	-2.5	1.4	3.0	-1.2	0.4	1.3	-1.5	-1.8	-6.6	-8.4	-14.7	-21.2	-35.9	-54.9
HVAC 1	CNEL	16.8	-32.3	-26.4	-22.4	-9.4	-4.5	-10.5	-2.5	-45.6	-1.6	0.3	0.2	2.1	3.1	4.0	7.8	9.5	5.3	6.9	7.8	5.0	4.8	0.0	-1.9	-8.2	-14.8	-29.6	-48.9
HVAC 1	Leq	10.1	-39.0	-33.0	-29.1	-16.1	-11.1	-17.2	-9.2	-52.2	-8.3	-6.4	-6.4	-4.5	-3.6	-2.7	1.2	2.8	-1.4	0.3	1.1	-1.7	-1.9	-6.7	-8.5	-14.9	-21.5	-36.3	-55.5
HVAC 1	CNEL	14.3	-34.0	-28.1	-24.1	-11.2	-6.2	-12.3	-4.9	-48.0	-4.1	-2.2	-2.2	-0.3	0.6	1.5	5.3	7.2	3.0	4.6	5.3	2.4	1.9	-3.4	-6.0	-13.6	-22.1	-39.8	-63.3
HVAC 1	Leq	7.6	-40.7	-34.7	-30.8	-17.9	-12.9	-19.0	-11.6	-54.7	-10.7	-8.8	-8.9	-7.0	-6.1	-5.2	-1.3	0.6	-3.7	-2.1	-1.3	-4.3	-4.8	-10.1	-12.7	-20.2	-28.7	-46.5	-70.0
HVAC 1	CNEL	13.7	-34.4	-28.5	-24.5	-11.6	-6.6	-12.7	-5.4	-48.5	-4.6	-2.7	-2.7	-0.8	0.1	0.9	4.8	6.7	2.5	4.0	4.8	1.8	1.2	-4.2	-7.0	-14.9	-23.9	-42.4	-66.9
HVAC 1	Leq	7.1	-41.1	-35.1	-31.2	-18.2	-13.3	-19.3	-12.1	-55.2	-11.2	-9.3	-9.4	-7.5	-6.6	-5.7	-1.9	0.1	-4.2	-2.6	-1.9	-4.9	-5.5	-10.9	-13.7	-21.6	-30.6	-49.0	-73.6
HVAC 1	CNEL	14.1	-34.2	-28.3	-24.3	-11.3	-6.4	-12.4	-5.1	-48.2	-4.2	-2.3	-2.4	-0.5	0.4	1.3	5.2	7.1	2.8	4.4	5.1	2.2	1.7	-3.7	-6.4	-14.1	-22.7	-40.7	-64.6
HVAC 1	Leq	7.4	-40.9	-34.9	-31.0	-18.0	-13.0	-19.1	-11.8	-54.8	-10.9	-9.0	-9.1	-7.2	-6.3	-5.4	-1.5	0.4	-3.9	-2.3	-1.5	-4.5	-5.0	-10.4	-13.1	-20.7	-29.4	-47.4	-71.2
HVAC 1	CNEL	14.7	-33.8	-27.9	-23.9	-11.0	-6.0	-12.0	-4.6	-47.6	-3.7	-1.8	-1.8	0.1	1.0	1.9	5.7	7.6	3.3	4.9	5.7	2.8	2.4	-2.8	-5.3	-12.7	-20.8	-38.0	-60.8
HVAC 1	Leq	8.0	-40.5	-34.5	-30.6	-17.6	-12.7	-18.7	-11.2	-54.3	-10.4	-8.4	-8.5	-6.6	-5.7	-4.8	-0.9	0.9	-3.3	-1.7	-0.9	-3.9	-4.3	-9.5	-12.0	-19.3	-27.5	-44.7	-67.4
HVAC 1	CNEL	15.3	-32.8	-26.9	-23.0	-10.2	-5.3	-11.4	-3.8	-46.9	-3.0	-1.1	-1.2	0.7	1.6	2.5	6.4	8.2	3.9	5.6	6.4	3.5	3.2	-1.9	-4.2	-11.2	-17.4	-34.2	-56.2
HVAC 1	Leq	8.7	-39.4	-33.6	-29.7	-16.8	-11.9	-18.0	-10.5	-53.6	-9.7	-7.8	-7.9	-6.0	-5.1	-4.2	-0.3	1.5	-2.7	-1.1	-0.3	-3.1	-3.5	-8.6	-10.8	-17.8	-24.1	-40.9	-62.8
HVAC 1	CNEL	14.8	-33.5	-27.6	-23.7	-10.8	-5.8	-11.9	-4.4	-47.5	-3.6	-1.6	-1.7	0.2	1.1	2.0	5.9	7.7	3.5	5.1	5.9	3.0	2.6	-2.6	-5.0	-12.3	-20.3	-36.3	-59.1
HVAC 1	Leq	8.1	-40.2	-34.3	-30.4	-17.4	-12.5	-18.6	-11.1	-54.2	-10.2	-8.3	-8.4	-6.5	-5.6	-4.7	-0.8	1.0	-3.2	-1.6	-0.8	-3.7	-4.1	-9.3	-11.7	-19.0	-27.0	-42.9	-65.8
HVAC 1	CNEL	15.2	-33.4	-27.5	-23.5	-10.6	-5.6	-11.6	-4.0	-47.1	-3.1	-1.2	-1.3	0.6	1.5	2.4	6.3	8.1	3.9	5.5	6.3	3.5	3.1	-2.0	-4.3	-11.3	-19.0	-35.5	-57.2
HVAC 1	Leq	8.6	-40.0	-34.1	-30.2	-17.2	-12.3	-18.3	-10.7	-53.8	-9.8	-7.9	-8.0	-6.1	-5.1	-4.2	-0.4	1.4	-2.8	-1.2	-0.4	-3.2	-3.6	-8.7	-10.9	-18.0	-25.7	-42.1	-63.9
HVAC 1	CNEL	15.8	-32.8	-27.0	-23.0	-10.1	-5.2	-11.2	-3.5	-46.5	-2.6	-0.7	-0.8	1.2	2.1	3.0	6.8	8.6	4.4	6.0	6.8	4.0	3.7	-1.3	-3.4	-10.1	-17.4	-33.3	-54.1
HVAC 1	Leq	9.1	-39.5	-33.6	-29.7	-16.8	-11.9	-17.9	-10.1	-53.2	-9.3	-7.4	-7.4	-5.5	-4.6	-3.7	0.2	1.9	-2.3	-0.7	0.2	-2.7	-2.9	-7.9	-10.0	-16.8	-24.1	-39.9	-60.7

Duke Patterson Warehouse Contribution spectra - 001 - Duke Patterson Warehouse: Outdoor SP

23

Source	Time slice	Sum	25Hz	31.5Hz	40Hz	50Hz	63Hz	80Hz	100Hz	125Hz	160Hz	200Hz	250Hz	315Hz	400Hz	500Hz	630Hz	800Hz	1kHz	1.25kHz	1.6kHz	2kHz	2.5kHz	3.15kHz	4kHz	5kHz	6.3kHz	8kHz	10kHz
		dB(A)	dB(A)	dB(A)	dB(A)	dB(A)	dB(A)	dB(A)	dB(A)	dB(A)	dB(A)	dB(A)	dB(A)	dB(A)	dB(A)	dB(A)	dB(A)	dB(A)	dB(A)	dB(A)	dB(A)	dB(A)	dB(A)	dB(A)	dB(A)	dB(A)	dB(A)	dB(A)	dB(A)
HVAC 1	CNEL	13.2	-34.8	-28.9	-24.9	-11.9	-7.0	-13.0	-5.9	-49.0	-5.1	-3.2	-3.2	-1.4	-0.5	0.4	4.3	6.2	2.0	3.5	4.2	1.2	0.5	-5.1	-8.1	-16.3	-25.8	-45.0	-70.7
HVAC 1	Leq	6.5	-41.5	-35.5	-31.6	-18.6	-13.7	-19.7	-12.6	-55.7	-11.7	-9.8	-9.9	-8.0	-7.1	-6.2	-2.4	-0.4	-4.7	-3.2	-2.5	-5.5	-6.2	-11.8	-14.8	-23.0	-32.5	-51.7	-77.4
HVAC 1	CNEL	12.4	-35.4	-29.4	-25.5	-12.5	-7.5	-13.6	-6.7	-49.7	-5.8	-3.9	-4.0	-2.1	-1.2	-0.3	3.5	5.5	1.2	2.7	3.4	0.2	-0.6	-6.4	-9.8	-18.5	-28.8	-49.3	-76.7
HVAC 1	Leq	5.7	-42.0	-36.1	-32.1	-19.2	-14.2	-20.2	-13.3	-56.4	-12.5	-10.6	-10.7	-8.8	-7.9	-7.0	-3.2	-1.2	-5.5	-4.0	-3.3	-6.5	-7.3	-13.1	-16.4	-25.2	-35.5	-55.9	-83.4
HVAC 1	CNEL	16.3	-32.8	-26.8	-22.9	-9.9	-4.9	-11.0	-3.0	-46.1	-2.1	-0.2	-0.3	1.6	2.6	3.5	7.3	9.0	4.8	6.4	7.3	4.5	4.3	-0.7	-2.6	-9.2	-16.1	-31.4	-51.4
HVAC 1	Leq	9.6	-39.4	-33.5	-29.5	-16.6	-11.6	-17.6	-9.7	-52.7	-8.8	-6.9	-6.9	-5.0	-4.1	-3.2	0.7	2.3	-1.9	-0.2	0.6	-2.2	-2.4	-7.3	-9.3	-15.8	-22.8	-38.1	-58.1
HVAC 1	CNEL	15.7	-33.2	-27.2	-23.3	-10.3	-5.3	-11.4	-3.6	-46.7	-2.7	-0.8	-0.9	1.1	2.0	2.9	6.7	8.5	4.3	5.9	6.7	3.9	3.6	-1.4	-3.6	-10.4	-17.7	-33.7	-54.7
HVAC 1	Leq	9.0	-39.8	-33.9	-29.9	-17.0	-12.0	-18.0	-10.3	-53.3	-9.4	-7.5	-7.5	-5.6	-4.7	-3.8	0.1	1.8	-2.4	-0.8	0.1	-2.8	-3.1	-8.1	-10.2	-17.1	-24.4	-40.4	-61.3
HVAC 1	CNEL	16.1	-32.9	-27.0	-23.0	-10.0	-5.0	-11.1	-3.2	-46.2	-2.3	-0.3	-0.4	1.5	2.4	3.3	7.2	8.9	4.6	6.3	7.1	4.3	4.0	-0.9	-2.9	-9.6	-16.6	-32.1	-52.3
HVAC 1	Leq	9.4	-39.6	-33.6	-29.7	-16.7	-11.7	-17.8	-9.8	-52.9	-8.9	-7.0	-7.1	-5.2	-4.3	-3.4	0.5	2.2	-2.0	-0.4	0.5	-2.4	-2.6	-7.6	-9.6	-16.2	-23.3	-38.8	-59.0
HVAC 1	CNEL	12.6	-35.2	-29.2	-25.3	-12.3	-7.4	-13.4	-6.4	-49.5	-5.6	-3.7	-3.8	-1.9	-1.0	-0.1	3.7	5.8	1.4	3.0	3.6	0.5	-0.2	-5.9	-9.2	-17.8	-27.8	-47.8	-74.7
HVAC 1	Leq	6.0	-41.8	-35.9	-31.9	-19.0	-14.0	-20.1	-13.1	-56.2	-12.2	-10.3	-10.4	-8.5	-7.6	-6.8	-2.9	-0.9	-5.2	-3.7	-3.0	-6.1	-6.9	-12.6	-15.9	-24.4	-34.5	-54.5	-81.3
HVAC 1	CNEL	12.9	-35.0	-29.0	-25.1	-12.1	-7.2	-13.2	-6.2	-49.2	-5.3	-3.4	-3.5	-1.6	-0.7	0.2	4.0	6.0	1.7	3.3	3.9	0.9	0.2	-5.5	-8.6	-17.0	-26.8	-46.3	-72.6
HVAC 1	Leq	6.3	-41.6	-35.7	-31.7	-18.8	-13.8	-19.9	-12.8	-55.9	-12.0	-10.0	-10.1	-8.2	-7.4	-6.5	-2.6	-0.7	-5.0	-3.4	-2.7	-5.8	-6.5	-12.2	-15.3	-23.7	-33.4	-53.0	-79.2
HVAC 1	CNEL	13.5	-34.6	-28.6	-24.7	-11.7	-6.8	-12.8	-5.6	-48.7	-4.8	-2.8	-2.9	-1.0	-0.1	0.7	4.6	6.5	2.3	3.8	4.5	1.5	0.9	-4.6	-7.5	-15.5	-24.7	-43.5	-68.5
HVAC 1	Leq	6.8	-41.3	-35.3	-31.4	-18.4	-13.4	-19.5	-12.3	-55.4	-11.4	-9.5	-9.6	-7.7	-6.8	-5.9	-2.1	-0.1	-4.4	-2.8	-2.1	-5.2	-5.8	-11.3	-14.2	-22.2	-31.4	-50.1	-75.2
HVAC 1	CNEL	12.1	-35.5	-29.6	-25.6	-12.7	-7.7	-13.8	-6.9	-50.0	-6.0	-4.1	-4.2	-2.4	-1.5	-0.6	3.2	5.3	0.9	2.5	3.1	-0.1	-0.9	-6.8	-10.3	-19.2	-29.8	-50.6	-78.7
HVAC 1	Leq	5.4	-42.2	-36.3	-32.3	-19.4	-14.4	-20.4	-13.6	-56.6	-12.7	-10.8	-10.9	-9.0	-8.1	-7.3	-3.4	-1.4	-5.7	-4.2	-3.6	-6.8	-7.6	-13.5	-17.0	-25.9	-36.5	-57.3	-85.4
HVAC 1	CNEL	17.9	-30.9	-25.0	-21.0	-8.0	-3.1	-9.1	-1.2	-44.2	-0.3	1.6	1.5	3.5	4.3	5.2	9.1	10.7	6.4	8.0	8.8	6.0	5.8	1.1	-0.6	-6.5	-12.4	-26.1	-43.6
HVAC 1	Leq	11.2	-37.6	-31.6	-27.7	-14.7	-9.7	-15.8	-7.8	-50.9	-7.0	-5.0	-5.1	-3.2	-2.3	-1.5	2.4	4.0	-0.3	1.3	2.2	-0.7	-0.8	-5.6	-7.3	-13.2	-19.1	-32.8	-50.2
HVAC 1	CNEL	18.2	-30.6	-24.6	-20.7	-7.7	-2.8	-8.8	-0.9	-43.9	0.0	1.9	1.8	3.7	4.6	5.5	9.3	10.9	6.6	8.2	9.0	6.2	6.0	1.3	-0.3	-6.2	-12.0	-25.4	-42.5
HVAC 1	Leq	11.5	-37.3	-31.3	-27.4	-14.4	-9.4	-15.5	-7.5	-50.6	-6.7	-4.7	-4.8	-2.9	-2.1	-1.2	2.6	4.3	0.0	1.6	2.4	-0.5	-0.7	-5.4	-7.0	-12.9	-18.6	-32.1	-49.1
HVAC 1	CNEL	19.2	-29.5	-23.5	-19.6	-6.6	-1.6	-7.7	0.3	-42.8	1.1	3.1	3.0	4.8	5.7	6.6	10.4	12.0	7.7	9.2	10.0	7.2	7.1	2.4	1.0	-4.5	-9.6	-22.1	-37.9
HVAC 1	Leq	12.6	-36.1	-30.2	-26.2	-13.3	-8.3	-14.3	-6.4	-49.5	-5.5	-3.6	-3.7	-1.8	-1.0	-0.1	3.7	5.3	1.0	2.6	3.4	0.6	0.4	-4.2	-5.6	-11.1	-16.3	-28.8	-44.5
HVAC 1	CNEL	16.9	-31.9	-25.9	-21.9	-9.0	-4.0	-10.1	-2.1	-45.2	-1.3	0.7	0.6	2.5	3.4	4.2	8.1	9.7	5.4	7.0	7.8	5.0	4.7	-0.2	-2.1	-8.4	-14.9	-29.5	-48.3
HVAC 1	Leq	10.2	-38.5	-32.6	-28.6	-15.7	-10.7	-16.7	-8.8	-51.9	-7.9	-6.0	-6.1	-4.2	-3.3	-2.4	1.4	3.0	-1.2	0.4	1.2	-1.7	-2.0	-6.9	-8.7	-15.1	-21.6	-36.1	-55.0
HVAC 1	CNEL	15.0	-33.4	-27.4	-23.5	-10.5	-5.6	-11.6	-4.0	-47.1	-3.1	-1.2	-1.3	0.6	1.5	2.3	6.2	7.9	3.7	5.2	6.0	3.1	2.6	-2.6	-5.0	-12.2	-20.1	-36.7	-58.7
HVAC 1	Leq	8.4	-40.0	-34.1	-30.2	-17.2	-12.3	-18.3	-10.7	-53.7	-9.8	-7.9	-8.0	-6.1	-5.2	-4.3	-0.5	1.3	-3.0	-1.4	-0.7	-3.6	-4.1	-9.3	-11.7	-18.9	-26.7	-43.4	-65.3
HVAC 1	CNEL	13.5	-34.5	-28.6	-24.6	-11.7	-6.7	-12.8	-5.6	-48.6	-4.7	-2.8	-2.9	-1.0	-0.1	0.7	4.6	6.5	2.2	3.7	4.4	1.4	0.7	-4.8	-7.8	-15.9	-25.1	-43.2	-68.6
HVAC 1	Leq	6.8	-41.2	-35.2	-31.3	-18.3	-13.4	-19.4	-12.3	-55.3	-11.4	-9.5	-9.6	-7.7	-6.8	-5.9	-2.1	-0.2	-4.5	-2.9	-2.2	-5.3	-5.9	-11.5	-14.5	-22.5	-31.8	-49.9	-75.3
HVAC 1	CNEL	13.6	-34.3	-28.4	-24.5	-11.5	-6.6	-12.6	-5.4	-48.5	-4.6	-2.7	-2.8	-0.9	0.0	0.9	4.7	6.6	2.3	3.9	4.6	1.5	0.9	-4.6	-7.5	-15.5	-24.6	-42.5	-67.6
HVAC 1	Leq	6.9	-41.0	-35.1	-31.1	-18.2	-13.2	-19.3	-12.1	-55.2	-11.2	-9.3	-9.4	-7.5	-6.6	-5.8	-1.9	0.0	-4.3	-2.8	-2.1	-5.1	-5.8	-11.3	-14.2	-22.2	-31.3	-49.2	-74.3
HVAC 1	CNEL	18.9	-29.9	-23.9	-20.0	-7.0	-2.0	-8.1	-0.1	-43.2	0.8	2.7	2.6	4.5	5.4	6.2	10.1	11.7	7.4	9.0	9.8	7.0	6.9	2.2	0.7	-4.9	-10.2	-23.0	-39.1
HVAC 1	Leq	12.3	-36.6	-30.6	-26.6	-13.7	-8.7	-14.7	-6.8	-49.8	-5.9	-4.0	-4.1	-2.2	-1.3	-0.4	3.4	5.0	0.7	2.3	3.1	0.3	0.2	-4.5	-5.9	-11.5	-16.9	-29.7	-45.8
HVAC 1	CNEL	16.0	-32.7	-26.8	-22.8	-9.9	-4.9	-10.9	-3.0	-46.1	-2.1	-0.2	-0.3	1.6	2.5	3.4	7.2	8.8	4.5	6.1	6.9	4.0	3.7	-1.4	-3.5	-10.2	-17.3	-32.8	-53.0
HVAC 1	Leq	9.3	-39.4	-33.4	-29.5	-16.5	-11.6	-17.6	-9.7	-52.7	-8.8	-6.9	-7.0	-5.1	-4.2	-3.3	0.5	2.1	-2.1	-0.5	0.2	-2.7	-3.0	-8.1	-10.2	-16.9	-24.0	-39.5	-59.7

Duke Patterson Warehouse

Contribution spectra - 001 - Duke Patterson Warehouse: Outdoor SP

23

Source	Time slice	Sum	25Hz	31.5Hz	40Hz	50Hz	63Hz	80Hz	100Hz	125Hz	160Hz	200Hz	250Hz	315Hz	400Hz	500Hz	630Hz	800Hz	1kHz	1.25kHz	1.6kHz	2kHz	2.5kHz	3.15kHz	4kHz	5kHz	6.3kHz	8kHz	10kHz
		dB(A)	dB(A)	dB(A)	dB(A)	dB(A)	dB(A)	dB(A)	dB(A)	dB(A)	dB(A)	dB(A)	dB(A)	dB(A)	dB(A)	dB(A)	dB(A)	dB(A)	dB(A)	dB(A)	dB(A)	dB(A)	dB(A)	dB(A)	dB(A)	dB(A)	dB(A)	dB(A)	dB(A)
HVAC 1	CNEL	14.6	-33.5	-27.6	-23.7	-10.8	-5.8	-11.9	-4.4	-47.5	-3.6	-1.7	-1.8	0.1	1.0	1.9	5.7	7.5	3.2	4.8	5.5	2.5	2.0	-3.3	-5.9	-13.3	-21.6	-38.9	-61.6
HVAC 1	Leq	7.9	-40.2	-34.3	-30.4	-17.4	-12.5	-18.5	-11.1	-54.2	-10.2	-8.3	-8.4	-6.5	-5.6	-4.8	-0.9	0.9	-3.4	-1.9	-1.2	-4.1	-4.7	-10.0	-12.6	-20.0	-28.3	-45.5	-68.3
HVAC 1	CNEL	15.3	-33.0	-27.1	-23.2	-10.2	-5.3	-11.4	-3.6	-46.7	-2.8	-0.9	-1.0	0.9	1.8	2.7	6.5	8.2	3.9	5.5	6.3	3.3	2.9	-2.3	-4.6	-11.7	-19.3	-35.6	-56.9
HVAC 1	Leq	8.7	-39.7	-33.8	-29.9	-16.9	-12.0	-18.0	-10.3	-53.4	-9.5	-7.6	-7.6	-5.8	-4.9	-4.0	-0.2	1.6	-2.7	-1.2	-0.4	-3.4	-3.8	-9.0	-11.3	-18.3	-25.9	-42.2	-63.6
HVAC 1	CNEL	13.7	-34.2	-28.2	-24.3	-11.4	-6.4	-12.5	-5.3	-48.3	-4.4	-2.5	-2.6	-0.7	0.2	1.0	4.9	6.8	2.5	4.0	4.7	1.7	1.0	-4.5	-7.3	-15.2	-24.2	-42.0	-66.7
HVAC 1	Leq	7.1	-40.8	-34.9	-31.0	-18.0	-13.1	-19.2	-11.9	-55.0	-11.1	-9.2	-9.3	-7.4	-6.5	-5.6	-1.8	0.1	-4.2	-2.7	-2.0	-5.0	-5.6	-11.1	-14.0	-21.9	-30.9	-48.6	-73.4
HVAC 1	CNEL	13.8	-34.0	-28.1	-24.2	-11.2	-6.3	-12.4	-5.1	-48.2	-4.3	-2.4	-2.5	-0.6	0.3	1.2	5.0	6.9	2.6	4.1	4.8	1.8	1.1	-4.3	-7.2	-15.0	-23.9	-41.5	-66.0
HVAC 1	Leq	7.2	-40.7	-34.8	-30.8	-17.9	-13.0	-19.0	-11.8	-54.9	-10.9	-9.1	-9.2	-7.3	-6.4	-5.5	-1.7	0.2	-4.1	-2.6	-1.9	-4.9	-5.5	-11.0	-13.8	-21.7	-30.6	-48.2	-72.7
HVAC 1	CNEL	16.2	-32.5	-26.5	-22.6	-9.6	-4.7	-10.7	-2.8	-45.9	-1.9	0.0	-0.1	1.8	2.7	3.5	7.4	9.0	4.7	6.3	7.1	4.2	3.8	-1.2	-3.3	-10.0	-16.9	-32.3	-52.2
HVAC 1	Leq	9.5	-39.1	-33.2	-29.3	-16.3	-11.4	-17.4	-9.5	-52.5	-8.6	-6.7	-6.8	-4.9	-4.0	-3.1	0.7	2.3	-2.0	-0.4	0.4	-2.5	-2.9	-7.9	-10.0	-16.6	-23.6	-38.9	-58.8
HVAC 1	CNEL	17.1	-31.6	-25.6	-21.7	-8.7	-3.8	-9.8	-1.9	-44.9	-1.0	0.9	0.8	2.7	3.6	4.5	8.3	9.9	5.6	7.2	8.0	5.1	4.9	0.0	-1.8	-8.1	-14.5	-28.8	-47.3
HVAC 1	Leq	10.4	-38.2	-32.3	-28.4	-15.4	-10.4	-16.5	-8.6	-51.6	-7.7	-5.8	-5.9	-4.0	-3.1	-2.2	1.6	3.2	-1.0	0.5	1.3	-1.5	-1.8	-6.7	-8.5	-14.8	-21.1	-35.5	-54.0
HVAC 1	CNEL	15.2	-33.2	-27.3	-23.3	-10.4	-5.4	-11.5	-3.8	-46.9	-3.0	-1.0	-1.1	0.8	1.7	2.5	6.4	8.1	3.8	5.4	6.1	3.2	2.8	-2.4	-4.8	-11.9	-19.6	-36.1	-57.7
HVAC 1	Leq	8.5	-39.9	-33.9	-30.0	-17.1	-12.1	-18.2	-10.5	-53.6	-9.6	-7.7	-7.8	-5.9	-5.0	-4.1	-0.3	1.4	-2.9	-1.3	-0.5	-3.5	-3.9	-9.1	-11.5	-18.6	-26.3	-42.8	-64.4
HVAC 1	CNEL	14.5	-33.7	-27.8	-23.8	-10.9	-5.9	-12.0	-4.6	-47.6	-3.7	-1.8	-1.9	0.0	0.9	1.8	5.6	7.4	3.1	4.7	5.4	2.4	1.9	-3.5	-6.1	-13.6	-21.9	-39.3	-62.4
HVAC 1	Leq	7.8	-40.4	-34.4	-30.5	-17.6	-12.6	-18.7	-11.2	-54.3	-10.4	-8.5	-8.6	-6.7	-5.8	-4.9	-1.1	0.7	-3.5	-2.0	-1.3	-4.3	-4.8	-10.1	-12.7	-20.2	-28.6	-46.0	-69.0
HVAC 1	CNEL	14.3	-33.9	-27.9	-24.0	-11.0	-6.1	-12.1	-4.7	-47.8	-3.9	-2.0	-2.1	-0.2	0.7	1.6	5.4	7.3	3.0	4.6	5.3	2.3	1.7	-3.6	-6.3	-13.9	-22.3	-40.0	-63.3
HVAC 1	Leq	7.6	-40.5	-34.6	-30.6	-17.7	-12.7	-18.8	-11.4	-54.5	-10.5	-8.6	-8.7	-6.8	-5.9	-5.1	-1.2	0.6	-3.7	-2.1	-1.4	-4.4	-4.9	-10.3	-12.9	-20.5	-29.0	-46.6	-70.0
HVAC 1	CNEL	14.6	-33.8	-27.8	-23.9	-10.9	-5.9	-12.0	-4.5	-47.6	-3.6	-1.7	-1.8	0.1	1.0	1.9	5.7	7.6	3.3	4.9	5.6	2.7	2.2	-3.1	-5.6	-13.0	-21.2	-38.5	-61.2
HVAC 1	Leq	8.0	-40.4	-34.5	-30.5	-17.6	-12.6	-18.7	-11.2	-54.2	-10.3	-8.4	-8.5	-6.6	-5.7	-4.8	-0.9	0.9	-3.4	-1.8	-1.0	-4.0	-4.5	-9.8	-12.3	-19.7	-27.9	-45.1	-67.9
HVAC 1	CNEL	13.1	-34.8	-28.9	-24.9	-12.0	-7.0	-13.1	-6.0	-49.0	-5.1	-3.2	-3.3	-1.4	-0.5	0.4	4.2	6.2	1.8	3.4	4.1	1.0	0.3	-5.3	-8.4	-16.7	-26.3	-45.7	-71.6
HVAC 1	Leq	6.4	-41.5	-35.6	-31.6	-18.6	-13.7	-19.7	-12.6	-55.7	-11.8	-9.9	-10.0	-8.1	-7.2	-6.3	-2.5	-0.5	-4.8	-3.3	-2.6	-5.7	-6.4	-12.0	-15.1	-23.4	-33.0	-52.4	-78.3
HVAC 1	CNEL	13.3	-34.7	-28.7	-24.8	-11.8	-6.9	-12.9	-5.8	-48.8	-4.9	-3.0	-3.1	-1.2	-0.3	0.6	4.4	6.3	2.0	3.6	4.3	1.2	0.5	-5.1	-8.1	-16.3	-25.7	-44.8	-70.2
HVAC 1	Leq	6.6	-41.3	-35.4	-31.4	-18.5	-13.5	-19.6	-12.4	-55.5	-11.6	-9.7	-9.8	-7.9	-7.0	-6.1	-2.3	-0.3	-4.6	-3.1	-2.4	-5.5	-6.1	-11.7	-14.8	-22.9	-32.4	-51.4	-76.9
HVAC 1	CNEL	18.2	-30.8	-24.8	-20.9	-7.9	-2.9	-9.0	-1.0	-44.1	-0.1	1.8	1.7	3.6	4.5	5.4	9.3	10.9	6.6	8.3	9.1	6.3	6.2	1.5	-0.1	-5.9	-11.7	-25.2	-42.4
HVAC 1	Leq	11.5	-37.5	-31.5	-27.6	-14.6	-9.6	-15.7	-7.7	-50.7	-6.8	-4.9	-5.0	-3.0	-2.1	-1.3	2.6	4.2	0.0	1.6	2.4	-0.3	-0.5	-5.2	-6.8	-12.6	-18.4	-31.9	-49.1
HVAC 1	CNEL	16.1	-32.8	-26.9	-22.9	-9.9	-5.0	-11.0	-3.1	-46.1	-2.2	-0.3	-0.3	1.6	2.5	3.4	7.2	8.9	4.6	6.3	7.1	4.2	3.9	-1.1	-3.1	-9.8	-16.8	-32.3	-52.5
HVAC 1	Leq	9.4	-39.5	-33.5	-29.6	-16.6	-11.6	-17.7	-9.7	-52.8	-8.8	-6.9	-7.0	-5.1	-4.2	-3.3	0.6	2.2	-2.0	-0.4	0.4	-2.4	-2.7	-7.7	-9.8	-16.4	-23.5	-39.0	-59.1
HVAC 1	CNEL	14.4	-34.0	-28.0	-24.1	-11.1	-6.1	-12.2	-4.8	-47.8	-3.9	-2.0	-2.1	-0.2	0.7	1.6	5.5	7.3	3.1	4.6	5.4	2.4	1.9	-3.4	-6.0	-13.5	-21.9	-39.5	-62.8
HVAC 1	Leq	7.7	-40.6	-34.7	-30.7	-17.8	-12.8	-18.8	-11.4	-54.5	-10.6	-8.6	-8.7	-6.8	-5.9	-5.0	-1.2	0.7	-3.6	-2.0	-1.3	-4.2	-4.7	-10.1	-12.7	-20.2	-28.6	-46.2	-69.4
HVAC 1	CNEL	13.7	-34.4	-28.5	-24.5	-11.5	-6.6	-12.6	-5.4	-48.4	-4.5	-2.6	-2.7	-0.8	0.1	1.0	4.8	6.7	2.4	4.0	4.7	1.7	1.1	-4.4	-7.2	-15.1	-24.1	-42.6	-67.1
HVAC 1	Leq	7.0	-41.1	-35.1	-31.2	-18.2	-13.2	-19.3	-12.1	-55.1	-11.2	-9.3	-9.4	-7.5	-6.6	-5.7	-1.8	0.1	-4.2	-2.7	-1.9	-5.0	-5.6	-11.0	-13.9	-21.8	-30.8	-49.3	-73.8
HVAC 1	CNEL	13.9	-34.2	-28.3	-24.3	-11.4	-6.4	-12.4	-5.2	-48.2	-4.3	-2.4	-2.5	-0.6	0.3	1.2	5.1	6.9	2.6	4.2	4.9	1.9	1.3	-4.1	-6.9	-14.6	-23.4	-41.6	-65.7
HVAC 1	Leq	7.3	-40.9	-34.9	-31.0	-18.0	-13.1	-19.1	-11.8	-54.9	-11.0	-9.0	-9.1	-7.2	-6.3	-5.5	-1.6	0.3	-4.0	-2.5	-1.7	-4.8	-5.3	-10.8	-13.5	-21.3	-30.1	-48.3	-72.4
HVAC 1	CNEL	17.3	-31.7	-25.7	-21.7	-8.8	-3.8	-9.8	-1.9	-44.9	-1.0	0.9	0.8	2.8	3.7	4.5	8.4	10.0	5.8	7.4	8.3	5.5	5.3	0.5	-1.3	-7.5	-13.7	-28.0	-46.4
HVAC 1	Leq	10.6	-38.3	-32.4	-28.4	-15.5	-10.5	-16.5	-8.6	-51.6	-7.7	-5.8	-5.8	-3.9	-3.0	-2.1	1.7	3.4	-0.9	0.8	1.6	-1.2	-1.4	-6.2	-8.0	-14.1	-20.4	-34.7	-53.1

Duke Patterson Warehouse

Contribution spectra - 001 - Duke Patterson Warehouse: Outdoor SP

23

Source	Time slice	Sum	25Hz	31.5Hz	40Hz	50Hz	63Hz	80Hz	100Hz	125Hz	160Hz	200Hz	250Hz	315Hz	400Hz	500Hz	630Hz	800Hz	1kHz	1.25kHz	1.6kHz	2kHz	2.5kHz	3.15kHz	4kHz	5kHz	6.3kHz	8kHz	10kHz
		dB(A)	dB(A)	dB(A)	dB(A)	dB(A)	dB(A)	dB(A)	dB(A)	dB(A)	dB(A)	dB(A)	dB(A)	dB(A)	dB(A)	dB(A)	dB(A)	dB(A)	dB(A)	dB(A)	dB(A)	dB(A)	dB(A)	dB(A)	dB(A)	dB(A)	dB(A)	dB(A)	dB(A)
HVAC 1	CNEL	15.8	-32.9	-26.9	-23.0	-10.0	-5.1	-11.1	-3.2	-46.3	-2.4	-0.5	-0.5	1.4	2.3	3.1	7.0	8.6	4.4	6.0	6.7	3.9	3.5	-1.6	-3.7	-10.5	-17.8	-33.5	-54.1
HVAC 1	Leq	9.1	-39.6	-33.6	-29.7	-16.7	-11.7	-17.8	-9.9	-53.0	-9.0	-7.1	-7.2	-5.3	-4.4	-3.5	0.3	2.0	-2.3	-0.7	0.1	-2.8	-3.2	-8.2	-10.4	-17.2	-24.5	-40.2	-60.8
HVAC 1	CNEL	16.7	-32.2	-26.2	-22.2	-9.3	-4.3	-10.4	-2.4	-45.5	-1.5	0.4	0.3	2.2	3.1	4.0	7.8	9.5	5.2	6.8	7.6	4.8	4.5	-0.4	-2.3	-8.8	-15.4	-30.3	-49.5
HVAC 1	Leq	10.0	-38.8	-32.9	-28.9	-16.0	-11.0	-17.0	-9.1	-52.1	-8.2	-6.3	-6.4	-4.5	-3.6	-2.7	1.2	2.8	-1.5	0.1	0.9	-1.9	-2.2	-7.1	-9.0	-15.4	-22.1	-36.9	-56.1
HVAC 1	CNEL	14.8	-33.6	-27.6	-23.7	-10.7	-5.7	-11.8	-4.2	-47.3	-3.4	-1.5	-1.5	0.4	1.3	2.1	6.0	7.8	3.5	5.1	5.8	2.9	2.4	-2.8	-5.3	-12.6	-20.6	-37.5	-59.8
HVAC 1	Leq	8.2	-40.2	-34.3	-30.3	-17.4	-12.4	-18.5	-10.9	-54.0	-10.0	-8.1	-8.2	-6.3	-5.4	-4.5	-0.7	1.1	-3.2	-1.6	-0.8	-3.8	-4.2	-9.5	-12.0	-19.2	-27.3	-44.2	-66.5
HVAC 1	CNEL	14.1	-34.1	-28.1	-24.2	-11.2	-6.2	-12.3	-4.9	-48.0	-4.1	-2.2	-2.3	-0.4	0.5	1.4	5.3	7.1	2.8	4.4	5.1	2.1	1.6	-3.8	-6.5	-14.2	-22.8	-40.7	-64.4
HVAC 1	Leq	7.5	-40.7	-34.8	-30.8	-17.9	-12.9	-19.0	-11.6	-54.7	-10.7	-8.8	-8.9	-7.0	-6.1	-5.3	-1.4	0.4	-3.8	-2.3	-1.6	-4.6	-5.1	-10.5	-13.2	-20.9	-29.5	-47.4	-71.1
HVAC 1	CNEL	17.6	-31.3	-25.3	-21.4	-8.4	-3.4	-9.5	-1.5	-44.6	-0.6	1.3	1.2	3.1	4.0	4.9	8.7	10.4	6.1	7.7	8.6	5.8	5.6	0.8	-0.9	-7.0	-13.0	-27.0	-44.9
HVAC 1	Leq	11.0	-37.9	-32.0	-28.0	-15.1	-10.1	-16.1	-8.2	-51.2	-7.3	-5.4	-5.5	-3.5	-2.7	-1.8	2.1	3.7	-0.6	1.1	1.9	-0.9	-1.1	-5.9	-7.6	-13.6	-19.7	-33.7	-51.5
HVAC 1	CNEL	18.6	-30.3	-24.4	-20.4	-7.4	-2.5	-8.5	-0.6	-43.6	0.3	2.3	2.2	4.1	5.0	5.8	9.7	11.3	7.0	8.6	9.5	6.7	6.6	1.9	0.4	-5.4	-10.9	-24.0	-40.7
HVAC 1	Leq	11.9	-37.0	-31.0	-27.1	-14.1	-9.1	-15.2	-7.2	-50.3	-6.3	-4.4	-4.5	-2.6	-1.7	-0.8	3.0	4.6	0.4	2.0	2.8	0.0	-0.1	-4.8	-6.3	-12.0	-17.6	-30.7	-47.3
HVAC 1	CNEL	15.6	-33.1	-27.1	-23.2	-10.2	-5.2	-11.3	-3.5	-46.6	-2.6	-0.7	-0.8	1.1	2.0	2.9	6.7	8.4	4.2	5.8	6.6	3.7	3.3	-1.8	-4.0	-10.9	-18.3	-34.4	-55.3
HVAC 1	Leq	8.9	-39.7	-33.8	-29.8	-16.9	-11.9	-18.0	-10.2	-53.2	-9.3	-7.4	-7.5	-5.6	-4.7	-3.8	0.1	1.8	-2.5	-0.9	-0.1	-3.0	-3.4	-8.5	-10.7	-17.6	-25.0	-41.0	-62.0
HVAC 1	CNEL	16.4	-32.5	-26.5	-22.6	-9.6	-4.6	-10.7	-2.7	-45.8	-1.8	0.1	0.0	1.9	2.8	3.7	7.5	9.2	4.9	6.6	7.4	4.5	4.2	-0.7	-2.7	-9.2	-16.1	-31.2	-50.9
HVAC 1	Leq	9.7	-39.1	-33.2	-29.2	-16.3	-11.3	-17.3	-9.4	-52.5	-8.5	-6.6	-6.7	-4.8	-3.9	-3.0	0.9	2.5	-1.7	-0.1	0.7	-2.2	-2.4	-7.4	-9.4	-15.9	-22.7	-37.9	-57.5
Idling Trucks	CNEL	9.2	-39.3	-34.7	-30.7	-29.2	-24.4	-19.2	-19.8	-5.0	-12.6	-13.0	-12.2	-9.3	-5.8	-4.5	-3.9	-0.1	3.9	-1.0	0.0	-0.8	-3.8	-7.2	-11.2	-16.3	-25.0	-37.1	-52.4
Idling Trucks	Leq	9.7	-38.8	-34.2	-30.2	-28.7	-23.9	-18.7	-19.4	-4.5	-12.1	-12.5	-11.8	-8.8	-5.4	-4.0	-3.4	0.4	4.3	-0.5	0.5	-0.3	-3.3	-6.7	-10.7	-15.8	-24.5	-36.6	-51.9
Idling Trucks	CNEL	9.4	-39.3	-34.7	-30.6	-29.2	-24.4	-19.1	-19.7	-4.9	-12.5	-12.9	-12.1	-9.2	-5.7	-4.3	-3.8	0.0	4.0	-0.8	0.2	-0.7	-3.6	-7.0	-11.0	-16.0	-24.7	-36.6	-51.8
Idling Trucks	Leq	9.9	-38.8	-34.2	-30.2	-28.7	-23.9	-18.7	-19.2	-4.4	-12.0	-12.4	-11.6	-8.7	-5.2	-3.8	-3.3	0.5	4.5	-0.4	0.6	-0.2	-3.2	-6.6	-10.5	-15.6	-24.2	-36.2	-51.3
Idling Trucks	CNEL	9.5	-39.2	-34.6	-30.6	-29.1	-24.3	-19.1	-19.6	-4.8	-12.4	-12.7	-12.0	-9.1	-5.6	-4.2	-3.6	0.1	4.1	-0.7	0.3	-0.5	-3.5	-6.9	-10.8	-15.8	-24.4	-36.2	-51.2
Idling Trucks	Leq	10.0	-38.8	-34.1	-30.1	-28.6	-23.8	-18.6	-19.1	-4.3	-11.9	-12.3	-11.5	-8.6	-5.1	-3.7	-3.1	0.6	4.6	-0.2	0.8	0.0	-3.0	-6.4	-10.3	-15.3	-23.9	-35.7	-50.7
Idling Trucks	CNEL	8.8	-39.9	-35.3	-31.2	-29.7	-24.9	-19.7	-20.4	-5.5	-13.1	-13.4	-12.6	-9.7	-6.2	-4.9	-4.3	-0.5	3.5	-1.4	-0.4	-1.2	-4.3	-7.7	-11.8	-17.1	-26.0	-38.4	-54.3
Idling Trucks	Leq	9.3	-39.4	-34.8	-30.7	-29.3	-24.4	-19.2	-19.9	-5.0	-12.6	-12.9	-12.1	-9.2	-5.8	-4.4	-3.8	0.0	4.0	-0.9	0.1	-0.8	-3.8	-7.3	-11.4	-16.6	-25.5	-37.9	-53.8
Idling Trucks	CNEL	9.0	-39.9	-35.2	-31.2	-29.7	-24.8	-19.6	-20.2	-5.4	-12.9	-13.3	-12.5	-9.6	-6.1	-4.7	-4.2	-0.4	3.6	-1.2	-0.3	-1.1	-4.1	-7.6	-11.6	-16.8	-25.7	-38.0	-53.7
Idling Trucks	Leq	9.4	-39.4	-34.7	-30.7	-29.2	-24.3	-19.1	-19.8	-4.9	-12.5	-12.8	-12.0	-9.1	-5.6	-4.2	-3.7	0.1	4.1	-0.8	0.2	-0.6	-3.6	-7.1	-11.2	-16.3	-25.2	-37.5	-53.2
Idling Trucks	CNEL	9.1	-39.3	-34.7	-30.7	-29.3	-24.5	-19.3	-19.9	-5.1	-12.7	-13.1	-12.4	-9.5	-6.0	-4.6	-4.0	-0.2	3.7	-1.1	-0.1	-0.9	-3.9	-7.4	-11.4	-16.5	-25.3	-37.5	-53.0
Idling Trucks	Leq	9.6	-38.9	-34.3	-30.2	-28.8	-24.0	-18.8	-19.4	-4.6	-12.2	-12.6	-11.9	-9.0	-5.5	-4.1	-3.6	0.2	4.2	-0.6	0.4	-0.5	-3.5	-6.9	-10.9	-16.1	-24.9	-37.0	-52.5
Idling Trucks	CNEL	9.7	-39.2	-34.6	-30.5	-29.0	-24.2	-19.0	-19.5	-4.6	-12.2	-12.6	-11.8	-8.9	-5.4	-4.0	-3.5	0.3	4.3	-0.6	0.4	-0.4	-3.3	-6.7	-10.6	-15.5	-24.0	-35.7	-50.6
Idling Trucks	Leq	10.1	-38.7	-34.1	-30.0	-28.5	-23.7	-18.5	-19.0	-4.2	-11.7	-12.1	-11.3	-8.4	-4.9	-3.6	-3.0	0.8	4.7	-0.1	0.9	0.1	-2.8	-6.2	-10.1	-15.0	-23.6	-35.3	-50.1
Idling Trucks	CNEL	10.3	-38.8	-34.2	-30.1	-28.6	-23.7	-18.5	-18.9	-4.0	-11.6	-11.9	-11.1	-8.2	-4.7	-3.3	-2.8	0.9	4.9	0.1	1.1	0.3	-2.6	-5.9	-9.6	-14.4	-22.5	-33.7	-47.8
Idling Trucks	Leq	10.8	-38.4	-33.7	-29.6	-28.1	-23.3	-18.0	-18.4	-3.5	-11.1	-11.4	-10.7	-7.7	-4.3	-2.9	-2.3	1.4	5.4	0.6	1.6	0.8	-2.1	-5.4	-9.2	-13.9	-22.0	-33.2	-47.3
Idling Trucks	CNEL	10.5	-38.7	-34.1	-30.0	-28.5	-23.6	-18.4	-18.7	-3.9	-11.4	-11.8	-11.0	-8.1	-4.6	-3.2	-2.6	1.0	5.0	0.2	1.2	0.4	-2.4	-5.7	-9.5	-14.1	-22.2	-33.3	-47.3
Idling Trucks	Leq	10.9	-38.3	-33.6	-29.5	-28.0	-23.2	-17.9	-18.2	-3.4	-10.9	-11.3	-10.5	-7.6	-4.1	-2.7	-2.2	1.5	5.5	0.7	1.7	0.9	-2.0	-5.2	-9.0	-13.6	-21.8	-32.9	-46.8
Idling Trucks	CNEL	10.6	-38.7	-34.0	-29.9	-28.4	-23.5	-18.3	-18.6	-3.7	-11.3	-11.6	-10.9	-7.9	-4.5	-3.1	-2.5	1.2	5.2	0.4	1.4	0.6	-2.3	-5.5	-9.3	-13.9	-21.9	-32.9	-46.7
Idling Trucks	Leq	11.1	-38.2	-33.5	-29.4	-27.9	-23.1	-17.8	-18.1	-3.2	-10.8	-11.2	-10.4	-7.5	-4.0	-2.6	-2.0	1.6	5.6	0.8	1.8	1.1	-1.8	-5.0	-8.8	-13.4	-21.5	-32.5	-46.2

Duke Patterson Warehouse

Contribution spectra - 001 - Duke Patterson Warehouse: Outdoor SP

23

Source	Time slice	Sum	25Hz	31.5Hz	40Hz	50Hz	63Hz	80Hz	100Hz	125Hz	160Hz	200Hz	250Hz	315Hz	400Hz	500Hz	630Hz	800Hz	1kHz	1.25kHz	1.6kHz	2kHz	2.5kHz	3.15kHz	4kHz	5kHz	6.3kHz	8kHz	10kHz
		dB(A)	dB(A)	dB(A)	dB(A)	dB(A)	dB(A)	dB(A)	dB(A)	dB(A)	dB(A)	dB(A)	dB(A)	dB(A)	dB(A)	dB(A)	dB(A)	dB(A)	dB(A)	dB(A)	dB(A)	dB(A)	dB(A)	dB(A)	dB(A)	dB(A)	dB(A)	dB(A)	dB(A)
Idling Trucks	CNEL	9.9	-39.1	-34.4	-30.4	-28.9	-24.0	-18.8	-19.2	-4.4	-12.0	-12.3	-11.6	-8.6	-5.2	-3.8	-3.2	0.5	4.5	-0.3	0.7	-0.1	-3.0	-6.3	-10.2	-15.0	-23.4	-34.9	-49.4
Idling Trucks	Leq	10.4	-38.6	-33.9	-29.9	-28.4	-23.5	-18.3	-18.8	-3.9	-11.5	-11.8	-11.1	-8.2	-4.7	-3.3	-2.7	1.0	5.0	0.2	1.2	0.4	-2.5	-5.9	-9.7	-14.6	-22.9	-34.4	-49.0
Idling Trucks	CNEL	10.1	-39.0	-34.3	-30.3	-28.8	-23.9	-18.7	-19.1	-4.3	-11.8	-12.2	-11.4	-8.5	-5.0	-3.6	-3.1	0.7	4.7	-0.2	0.8	0.0	-2.9	-6.2	-10.0	-14.8	-23.1	-34.5	-48.9
Idling Trucks	Leq	10.5	-38.5	-33.9	-29.8	-28.3	-23.5	-18.2	-18.6	-3.8	-11.3	-11.7	-10.9	-8.0	-4.5	-3.1	-2.6	1.1	5.1	0.3	1.3	0.5	-2.4	-5.7	-9.5	-14.3	-22.6	-34.0	-48.4
Idling Trucks	CNEL	10.2	-38.9	-34.3	-30.2	-28.7	-23.8	-18.6	-19.0	-4.1	-11.7	-12.1	-11.3	-8.4	-4.9	-3.5	-2.9	0.8	4.8	0.0	1.0	0.2	-2.7	-6.0	-9.8	-14.6	-22.8	-34.1	-48.3
Idling Trucks	Leq	10.7	-38.4	-33.8	-29.7	-28.2	-23.4	-18.1	-18.5	-3.7	-11.2	-11.6	-10.8	-7.9	-4.4	-3.0	-2.4	1.3	5.3	0.4	1.4	0.7	-2.2	-5.5	-9.4	-14.1	-22.3	-33.6	-47.9
Idling Trucks	CNEL	9.1	-39.9	-35.3	-31.3	-29.8	-25.0	-19.8	-20.6	-5.8	-13.3	-13.7	-12.9	-10.0	-6.5	-5.1	-4.6	0.0	4.0	-0.9	0.1	-0.9	-3.9	-7.5	-11.8	-17.3	-26.5	-39.2	-55.5
Idling Trucks	Leq	9.6	-39.5	-34.9	-30.8	-29.4	-24.5	-19.3	-20.1	-5.3	-12.8	-13.2	-12.4	-9.5	-6.0	-4.6	-4.1	0.5	4.4	-0.4	0.5	-0.4	-3.5	-7.1	-11.3	-16.8	-26.0	-38.8	-55.0
Idling Trucks	CNEL	-17.2	-51.4	-47.7	-44.5	-43.9	-40.0	-35.6	-38.4	-24.5	-35.3	-34.0	-34.3	-32.4	-30.3	-29.9	-30.1	-27.8	-24.0	-29.0	-28.3	-29.6	-33.3	-37.8	-43.5	-51.2	-63.9	-81.9	
Idling Trucks	Leq	-16.7	-50.9	-47.2	-44.0	-43.4	-39.5	-35.2	-37.9	-24.0	-34.8	-33.5	-33.8	-31.9	-29.8	-29.4	-29.6	-27.4	-23.5	-28.6	-27.8	-29.1	-32.8	-37.3	-43.0	-50.7	-63.4	-81.4	
Idling Trucks	CNEL	-17.2	-51.4	-47.7	-44.5	-43.9	-40.0	-35.6	-38.4	-24.5	-35.3	-34.0	-34.3	-32.4	-30.3	-29.9	-30.1	-27.8	-24.0	-29.0	-28.3	-29.6	-33.3	-37.8	-43.5	-51.2	-63.9	-81.9	
Idling Trucks	Leq	-16.7	-50.9	-47.2	-44.0	-43.4	-39.5	-35.2	-37.9	-24.0	-34.8	-33.5	-33.8	-31.9	-29.8	-29.4	-29.6	-27.4	-23.5	-28.6	-27.8	-29.1	-32.8	-37.3	-43.0	-50.7	-63.4	-81.5	
Idling Trucks	CNEL	-17.2	-51.4	-47.6	-44.5	-43.9	-39.9	-35.6	-38.3	-24.4	-35.3	-34.0	-34.3	-32.4	-30.3	-29.9	-30.1	-27.8	-24.0	-29.0	-28.3	-29.6	-33.3	-37.8	-43.5	-51.2	-63.9	-82.0	
Idling Trucks	Leq	-16.7	-50.9	-47.2	-44.0	-43.4	-39.5	-35.1	-37.9	-24.0	-34.8	-33.5	-33.8	-31.9	-29.8	-29.4	-29.6	-27.3	-23.5	-28.6	-27.8	-29.1	-32.8	-37.3	-43.0	-50.7	-63.4	-81.5	
Idling Trucks	CNEL	-17.2	-51.5	-47.7	-44.5	-43.9	-40.0	-35.7	-38.4	-24.5	-35.3	-34.0	-34.2	-32.4	-30.2	-29.9	-30.1	-27.9	-24.0	-29.0	-28.3	-29.6	-33.3	-37.8	-43.4	-51.1	-63.8	-81.8	
Idling Trucks	Leq	-16.8	-51.0	-47.2	-44.0	-43.4	-39.5	-35.2	-37.9	-24.0	-34.8	-33.5	-33.8	-31.9	-29.8	-29.4	-29.6	-27.4	-23.5	-28.6	-27.8	-29.1	-32.8	-37.3	-43.0	-50.6	-63.3	-81.4	
Idling Trucks	CNEL	-17.2	-51.4	-47.7	-44.5	-43.9	-40.0	-35.7	-38.4	-24.5	-35.3	-34.0	-34.2	-32.4	-30.2	-29.9	-30.1	-27.9	-24.0	-29.0	-28.3	-29.6	-33.3	-37.8	-43.5	-51.1	-63.8	-81.8	
Idling Trucks	Leq	-16.8	-51.0	-47.2	-44.0	-43.4	-39.5	-35.2	-37.9	-24.0	-34.8	-33.5	-33.8	-31.9	-29.8	-29.4	-29.6	-27.4	-23.5	-28.6	-27.8	-29.1	-32.8	-37.3	-43.0	-50.6	-63.3	-81.4	
Idling Trucks	CNEL	-17.2	-51.4	-47.7	-44.5	-43.9	-40.0	-35.7	-38.4	-24.5	-35.3	-34.0	-34.2	-32.4	-30.2	-29.9	-30.1	-27.9	-24.0	-29.0	-28.3	-29.6	-33.3	-37.8	-43.5	-51.1	-63.8	-81.8	
Idling Trucks	Leq	-16.8	-51.0	-47.2	-44.0	-43.4	-39.5	-35.2	-37.9	-24.0	-34.8	-33.5	-33.8	-31.9	-29.8	-29.4	-29.6	-27.4	-23.5	-28.6	-27.8	-29.1	-32.8	-37.3	-43.0	-50.6	-63.3	-81.4	
Idling Trucks	CNEL	-17.2	-51.4	-47.7	-44.5	-43.9	-40.0	-35.7	-38.4	-24.5	-35.3	-34.0	-34.2	-32.4	-30.2	-29.9	-30.1	-27.9	-24.0	-29.0	-28.3	-29.6	-33.3	-37.8	-43.5	-51.1	-63.8	-81.8	
Idling Trucks	Leq	-16.8	-51.0	-47.2	-44.0	-43.4	-39.5	-35.2	-37.9	-24.0	-34.8	-33.5	-33.8	-31.9	-29.8	-29.4	-29.6	-27.4	-23.5	-28.6	-27.8	-29.1	-32.8	-37.3	-43.0	-50.6	-63.3	-81.4	
Idling Trucks	CNEL	-17.2	-51.4	-47.7	-44.5	-43.9	-40.0	-35.7	-38.4	-24.5	-35.3	-34.0	-34.2	-32.4	-30.2	-29.9	-30.1	-27.9	-24.0	-29.0	-28.3	-29.6	-33.3	-37.8	-43.5	-51.1	-63.8	-81.8	
Idling Trucks	Leq	-16.8	-51.0	-47.2	-44.0	-43.4	-39.5	-35.2	-37.9	-24.0	-34.8	-33.5	-33.8	-31.9	-29.8	-29.4	-29.6	-27.4	-23.5	-28.6	-27.8	-29.1	-32.8	-37.3	-43.0	-50.6	-63.3	-81.4	
Idling Trucks	CNEL	-17.2	-51.4	-47.7	-44.5	-43.9	-40.0	-35.7	-38.4	-24.5	-35.3	-34.0	-34.2	-32.4	-30.2	-29.9	-30.1	-27.9	-24.0	-29.0	-28.3	-29.6	-33.3	-37.8	-43.5	-51.1	-63.8	-81.8	
Idling Trucks	Leq	-16.8	-51.0	-47.2	-44.0	-43.4	-39.5	-35.2	-37.9	-24.0	-34.8	-33.5	-33.8	-31.9	-29.8	-29.4	-29.6	-27.4	-23.5	-28.6	-27.8	-29.1	-32.8	-37.3	-43.0	-50.6	-63.3	-81.4	
Idling Trucks	CNEL	8.8	-41.0	-36.3	-32.2	-30.6	-25.7	-20.5	-21.3	-6.4	-16.2	-14.0	-13.3	-10.4	-6.9	-5.5	-4.1	-0.3	3.7	-1.2	-0.2	-1.2	-4.3	-8.0	-12.3	-17.9	-27.4	-40.6	-57.4
Idling Trucks	Leq	9.3	-40.6	-35.8	-31.7	-30.2	-25.3	-20.0	-20.8	-5.9	-15.8	-13.6	-12.8	-9.9	-6.4	-5.0	-3.6	0.2	4.1	-0.7	0.2	-0.7	-3.8	-7.5	-11.8	-17.4	-26.9	-40.1	-56.9
Idling Trucks	CNEL	8.9	-40.9	-36.2	-32.1	-30.5	-25.6	-20.3	-21.1	-6.2	-16.1	-13.9	-13.1	-10.2	-6.8	-5.4	-4.8	-0.2	3.8	-1.1	-0.2	-1.1	-4.2	-7.8	-12.2	-17.2	-26.7	-39.9	-56.6
Idling Trucks	Leq	9.4	-40.4	-35.7	-31.6	-30.0	-25.1	-19.9	-20.6	-5.8	-15.6	-13.4	-12.7	-9.8	-6.3	-4.9	-4.4	0.3	4.2	-0.6	0.3	-0.6	-3.7	-7.3	-11.7	-16.7	-26.3	-39.4	-56.1
Idling Trucks	CNEL	9.0	-40.8	-36.1	-32.0	-30.4	-25.5	-20.2	-21.0	-6.1	-13.6	-13.8	-13.0	-10.1	-6.6	-5.3	-4.7	-0.1	3.8	-1.0	-0.1	-1.0	-4.1	-7.7	-12.0	-17.0	-26.4	-39.5	-56.0
Idling Trucks	Leq	9.5	-40.3	-35.6	-31.5	-29.9	-25.0	-19.8	-20.5	-5.6	-13.1	-13.3	-12.5	-9.6	-6.2	-4.8	-4.2	0.4	4.3	-0.5	0.4	-0.5	-3.6	-7.2	-11.5	-16.5	-26.0	-39.0	-55.5
Idling Trucks	CNEL	9.6	-41.4	-36.7	-32.5	-31.0	-26.1	-20.8	-21.7	-6.8	-16.7	-14.4	-13.7	-10.8	-5.2	-3.8	-3.3	0.5	4.4	-0.5	0.5	-0.5	-3.7	-7.5	-12.0	-17.9	-27.8	-41.5	-59.2
Idling Trucks	Leq	10.1	-40.9	-36.2	-32.1	-30.5	-25.6	-20.3	-21.2	-6.4	-16.2	-13.9	-13.2	-10.3	-4.7	-3.4	-2.8	1.0	4.9	0.0	0.9	0.0	-3.2	-7.0	-11.5	-17.4	-27.3	-41.1	-58.8
Idling Trucks	CNEL	9.6	-41.3	-36.5	-32.4	-30.9	-26.0	-20.7	-21.5	-6.7	-16.5	-14.3	-13.5	-10.6	-7.1	-3.8	-3.3	0.5	4.5	-0.4	0.5	-0.5	-3.6	-7.4	-11.9	-17.7	-27.6	-41.2	-58.7
Idling Trucks	Leq	10.1	-40.8	-36.1	-31.9	-30.4	-25.5	-20.2	-21.1	-6.2	-16.0	-13.8	-13.0	-10.2	-6.7	-3.3	-2.8	1.0	5.0	0.1	1.0	0.0	-3.2	-6.9	-11.4	-17.3	-27.1	-40.7	-58.2
Idling Trucks	CNEL	8.7	-41.2	-36.4	-32.3	-30.8	-25.9	-20.6	-21.4	-6.5	-16.4	-14.2	-13.4	-10.5	-7.0	-5.6	-4.2	-0.4	3.6	-1.3	-0.4	-1.3	-4.5	-8.2	-12.6	-18.3	-27.9	-41.3	-58.4
Idling Trucks	Leq	9.2	-40.7	-36.0	-31.8	-30.3	-25.4	-20.1	-20.9	-6.1	-15.9	-13.7	-12.9	-10.0	-6.5	-5.2	-3.7	0.1	4.0	-0.8	0.1	-0.9	-4.0	-7.7	-12.1	-17.8	-27.4	-40.8	-57.9
Idling Trucks	CNEL	10.7	-38.6	-33.9	-29.8	-28.3	-23.4	-18.2	-18.4	-3.6	-11.1	-11.5	-10.7	-7.8	-4.3	-2.9	-2.4	1.3	5.3	0.5	1.5	0.7	-2.1	-5.4	-9.1	-13.7	-21.7	-32.6	-46.2
Idling Trucks	Leq	11.2	-38.1	-33.4	-29.3	-27.8	-22.9	-17.7	-18.0	-3.1	-10.7	-11.0	-10.2	-7.3	-3.8	-2.4	-1.9	1.8	5.8	1.0	2.0	1.2	-1.7	-4.9	-8.6	-13.2	-21.2	-32.1	-45.7

Duke Patterson Warehouse Contribution spectra - 001 - Duke Patterson Warehouse: Outdoor SP

23

Source	Time slice	Sum	25Hz	31.5Hz	40Hz	50Hz	63Hz	80Hz	100Hz	125Hz	160Hz	200Hz	250Hz	315Hz	400Hz	500Hz	630Hz	800Hz	1kHz	1.25kHz	1.6kHz	2kHz	2.5kHz	3.15kHz	4kHz	5kHz	6.3kHz	8kHz	10kHz
		dB(A)	dB(A)	dB(A)	dB(A)	dB(A)	dB(A)	dB(A)	dB(A)	dB(A)	dB(A)	dB(A)	dB(A)	dB(A)	dB(A)	dB(A)	dB(A)	dB(A)	dB(A)	dB(A)	dB(A)	dB(A)	dB(A)	dB(A)	dB(A)	dB(A)	dB(A)	dB(A)	dB(A)
Idling Trucks	CNEL	12.8	-36.2	-31.6	-27.5	-26.1	-21.3	-16.1	-16.0	0.9	-9.0	-9.3	-8.5	-5.5	-2.1	-0.6	-0.1	3.2	7.2	2.4	3.3	2.6	-0.2	-3.3	-6.8	-10.9	-18.1	-27.7	-39.6
Idling Trucks	Leq	13.3	-35.7	-31.1	-27.1	-25.6	-20.8	-15.6	-15.5	1.4	-8.5	-8.8	-8.0	-5.1	-1.6	-0.2	0.4	3.7	7.7	2.9	3.8	3.1	0.3	-2.8	-6.3	-10.4	-17.6	-27.2	-39.1
Idling Trucks	CNEL	12.9	-36.0	-31.4	-27.4	-25.9	-21.2	-16.0	-15.9	1.0	-8.9	-9.2	-8.4	-5.5	-2.0	-0.6	0.0	3.3	7.2	2.4	3.4	2.6	-0.2	-3.3	-6.7	-10.8	-18.0	-27.6	-39.5
Idling Trucks	Leq	13.4	-35.5	-30.9	-26.9	-25.5	-20.7	-15.5	-15.4	1.5	-8.4	-8.7	-7.9	-5.0	-1.5	-0.1	0.5	3.7	7.7	2.9	3.8	3.1	0.3	-2.8	-6.2	-10.4	-17.6	-27.1	-39.0
Idling Trucks	CNEL	12.9	-35.8	-31.2	-27.2	-25.8	-21.0	-15.8	-15.7	1.1	-8.8	-9.2	-8.4	-5.5	-2.0	-0.6	0.0	3.3	7.3	2.5	3.4	2.6	-0.1	-3.2	-6.7	-10.8	-18.0	-27.6	-39.4
Idling Trucks	Leq	13.4	-35.3	-30.7	-26.7	-25.3	-20.5	-15.3	-15.3	1.6	-8.3	-8.7	-7.9	-5.0	-1.5	-0.1	0.5	3.8	7.8	2.9	3.9	3.1	0.3	-2.8	-6.2	-10.3	-17.5	-27.1	-38.9
Idling Trucks	CNEL	12.7	-36.6	-32.0	-27.9	-26.5	-21.6	-16.4	-16.3	0.7	-9.2	-9.4	-8.7	-5.7	-2.2	-0.8	-0.3	3.0	7.0	2.2	3.2	2.4	-0.4	-3.5	-6.9	-11.1	-18.1	-28.0	-40.0
Idling Trucks	Leq	13.1	-36.1	-31.5	-27.5	-26.0	-21.1	-15.9	-15.8	1.1	-8.7	-9.0	-8.2	-5.3	-1.8	-0.4	0.2	3.5	7.5	2.7	3.7	2.9	0.1	-3.0	-6.4	-10.6	-17.7	-27.6	-39.6
Idling Trucks	CNEL	12.7	-36.5	-31.9	-27.8	-26.3	-21.5	-16.3	-16.2	0.8	-9.1	-9.4	-8.6	-5.7	-2.2	-0.8	-0.2	3.1	7.1	2.3	3.2	2.5	-0.3	-3.4	-6.9	-11.0	-18.1	-27.9	-39.9
Idling Trucks	Leq	13.2	-36.0	-31.4	-27.3	-25.9	-21.0	-15.8	-15.7	1.2	-8.6	-8.9	-8.1	-5.2	-1.7	-0.3	0.3	3.6	7.6	2.8	3.7	3.0	0.2	-2.9	-6.4	-10.5	-17.6	-27.4	-39.4
Idling Trucks	CNEL	12.8	-36.3	-31.7	-27.7	-26.2	-21.4	-16.2	-16.1	0.8	-9.0	-9.3	-8.5	-5.6	-2.1	-0.7	-0.1	3.2	7.1	2.3	3.3	2.5	-0.3	-3.3	-6.8	-10.9	-18.2	-27.8	-39.7
Idling Trucks	Leq	13.3	-35.9	-31.2	-27.2	-25.7	-20.9	-15.7	-15.6	1.3	-8.6	-8.8	-8.0	-5.1	-1.6	-0.2	0.4	3.6	7.6	2.8	3.8	3.0	0.2	-2.9	-6.8	-10.9	-18.2	-27.8	-39.7
Idling Trucks	CNEL	13.0	-35.6	-31.0	-27.0	-25.6	-20.8	-15.7	-15.6	1.2	-8.7	-9.1	-8.4	-5.4	-1.9	-0.5	0.0	3.3	7.3	2.5	3.4	2.7	-0.1	-3.2	-6.6	-10.8	-18.0	-27.5	-39.3
Idling Trucks	Leq	13.4	-35.1	-30.5	-26.5	-25.1	-20.3	-15.2	-15.1	1.7	-8.2	-8.7	-7.9	-4.9	-1.5	-0.1	0.5	3.8	7.8	3.0	3.9	3.2	0.4	-2.7	-6.2	-10.3	-17.5	-27.0	-38.8
Idling Trucks	CNEL	12.9	-36.4	-31.8	-27.7	-26.2	-21.4	-16.2	-16.0	1.0	-8.9	-9.1	-8.3	-5.4	-1.9	-0.5	0.1	3.3	7.3	2.5	3.4	2.7	-0.1	-3.2	-6.4	-10.5	-17.8	-27.5	-39.3
Idling Trucks	Leq	13.4	-35.9	-31.2	-27.2	-25.7	-20.9	-15.7	-15.5	1.4	-8.4	-8.6	-7.8	-4.9	-1.4	0.0	0.6	3.8	7.8	3.0	3.9	3.1	0.4	-2.7	-5.9	-10.1	-17.3	-27.0	-38.8
Idling Trucks	CNEL	11.4	-36.3	-31.6	-27.6	-26.2	-21.4	-16.2	-16.1	0.8	-9.1	-9.1	-8.3	-5.4	-1.9	-0.5	0.0	1.9	5.6	0.5	1.1	-0.1	-3.3	-6.8	-9.3	-13.7	-21.8	-32.5	-45.1
Idling Trucks	Leq	11.9	-35.8	-31.2	-27.1	-25.7	-20.9	-15.7	-15.6	1.3	-8.7	-8.7	-7.9	-4.9	-1.5	-0.1	0.5	2.4	6.1	1.0	1.5	0.4	-2.8	-6.3	-8.8	-13.2	-21.3	-32.0	-44.6
Idling Trucks	CNEL	12.3	-36.1	-31.5	-27.4	-26.0	-21.2	-16.0	-15.9	0.9	-9.0	-9.2	-8.4	-5.5	-2.0	-0.6	0.0	2.7	6.6	1.6	2.4	1.5	-1.5	-4.8	-5.1	-9.2	-16.9	-27.0	-39.2
Idling Trucks	Leq	12.8	-35.6	-31.0	-27.0	-25.5	-20.7	-15.5	-15.4	1.4	-8.5	-8.7	-7.9	-5.0	-1.5	-0.1	0.5	3.2	7.1	2.1	2.9	1.9	-1.1	-4.4	-4.6	-8.7	-16.4	-26.5	-38.7
Idling Trucks	CNEL	13.0	-35.1	-30.5	-26.5	-25.1	-20.3	-15.2	-15.1	1.5	-8.5	-9.1	-8.3	-5.4	-1.9	-0.5	0.1	3.4	7.4	2.6	3.5	2.7	-0.1	-3.2	-6.6	-10.7	-17.9	-27.5	-39.2
Idling Trucks	Leq	13.5	-34.6	-30.0	-26.0	-24.6	-19.8	-14.7	-14.7	1.9	-8.0	-8.6	-7.8	-4.9	-1.4	0.0	0.6	3.9	7.9	3.0	4.0	3.2	0.4	-2.7	-6.1	-10.2	-17.4	-27.0	-38.7
Idling Trucks	CNEL	13.0	-36.6	-31.9	-27.9	-26.3	-21.5	-16.2	-16.1	0.9	-8.9	-9.1	-8.3	-5.4	-1.9	-0.5	0.1	3.3	7.3	2.5	3.4	2.7	-0.1	-3.2	-6.4	-10.5	-17.8	-27.5	-39.2
Idling Trucks	Leq	13.5	-36.1	-31.5	-27.4	-25.9	-21.0	-15.8	-15.6	1.4	-8.4	-8.6	-7.8	-4.9	-1.4	0.0	0.6	3.8	7.8	3.0	3.9	3.2	0.4	-2.7	-5.9	-10.1	-17.3	-27.0	-38.8
Idling Trucks	CNEL	12.9	-36.5	-31.9	-27.8	-26.3	-21.5	-16.2	-16.1	0.9	-8.9	-9.1	-8.3	-5.4	-1.9	-0.5	0.1	3.3	7.3	2.5	3.4	2.7	-0.1	-3.2	-6.4	-10.5	-17.8	-27.5	-39.2
Idling Trucks	Leq	13.4	-36.0	-31.4	-27.3	-25.8	-21.0	-15.7	-15.6	1.4	-8.4	-8.6	-7.8	-4.9	-1.4	0.0	0.6	3.8	7.8	3.0	3.9	3.2	0.4	-2.7	-5.9	-10.1	-17.3	-27.0	-38.8
Idling Trucks	CNEL	12.5	-36.9	-32.2	-28.2	-26.7	-21.8	-16.6	-16.5	0.5	-9.4	-9.6	-8.8	-5.9	-2.4	-1.0	-0.4	2.9	6.9	2.1	3.1	2.3	-0.5	-3.6	-7.1	-11.3	-18.6	-28.4	-40.5
Idling Trucks	Leq	13.0	-36.4	-31.7	-27.7	-26.2	-21.3	-16.1	-16.0	1.0	-8.9	-9.1	-8.3	-5.4	-1.9	-0.5	0.1	3.4	7.4	2.6	3.5	2.8	0.0	-3.1	-6.6	-10.8	-18.1	-27.9	-40.0
Idling Trucks	CNEL	11.5	-38.1	-33.4	-29.3	-27.8	-22.9	-17.7	-17.8	-0.7	-10.5	-10.8	-10.1	-7.1	-3.6	-2.3	-1.7	1.9	5.9	1.1	2.1	1.3	-1.5	-4.7	-8.3	-12.7	-20.2	-30.8	-44.0
Idling Trucks	Leq	11.9	-37.6	-32.9	-28.8	-27.3	-22.4	-17.2	-17.3	-0.2	-10.0	-10.4	-9.6	-6.7	-3.2	-1.8	-1.2	2.4	6.4	1.5	2.5	1.8	-1.0	-4.2	-7.8	-12.3	-19.7	-30.4	-43.5
Idling Trucks	CNEL	11.6	-38.0	-33.3	-29.2	-27.7	-22.8	-17.5	-17.7	-0.5	-10.4	-10.7	-9.9	-7.0	-3.5	-2.1	-1.5	2.0	6.0	1.2	2.2	1.4	-1.4	-4.6	-8.2	-12.6	-20.0	-30.5	-43.5
Idling Trucks	Leq	12.1	-37.5	-32.8	-28.7	-27.2	-22.3	-17.1	-17.2	-0.1	-9.9	-10.2	-9.4	-6.5	-3.0	-1.6	-1.1	2.5	6.5	1.7	2.7	1.9	-0.9	-4.1	-7.7	-12.1	-19.5	-30.1	-43.1
Idling Trucks	CNEL	11.7	-37.8	-33.2	-29.1	-27.6	-22.7	-17.4	-17.5	-0.4	-10.3	-10.6	-9.8	-6.9	-3.4	-2.0	-1.4	2.1	6.1	1.3	2.3	1.5	-1.3	-4.4	-8.0	-12.4	-19.8	-30.3	-43.1
Idling Trucks	Leq	12.2	-37.4	-32.7	-28.6	-27.1	-22.2	-17.0	-17.0	0.1	-9.8	-10.1	-9.3	-6.4	-2.9	-1.5	-0.9	2.6	6.6	1.8	2.8	2.0	-0.8	-3.9	-7.5	-11.9	-19.3	-29.8	-42.7
Idling Trucks	CNEL	11.1	-38.4	-33.7	-29.6	-28.1	-23.2	-18.0	-18.2	-1.0	-10.9	-11.2	-10.5	-7.5	-4.0	-2.6	-2.1	1.5	5.5	0.7	1.7	1.0	-1.9	-5.1	-8.8	-13.3	-21.2	-31.9	-45.3
Idling Trucks	Leq	11.6	-37.9	-33.2	-29.1	-27.6	-22.7	-17.5	-17.7	-0.6	-10.4	-10.8	-10.0	-7.1	-3.6	-2.2	-1.6	2.0	6.0	1.2	2.2	1.4	-1.4	-4.6	-8.3	-12.8	-20.7	-31.4	-44.8

Duke Patterson Warehouse Contribution spectra - 001 - Duke Patterson Warehouse: Outdoor SP

23

Source	Time slice	Sum	25Hz	31.5Hz	40Hz	50Hz	63Hz	80Hz	100Hz	125Hz	160Hz	200Hz	250Hz	315Hz	400Hz	500Hz	630Hz	800Hz	1kHz	1.25kHz	1.6kHz	2kHz	2.5kHz	3.15kHz	4kHz	5kHz	6.3kHz	8kHz	10kHz
		dB(A)	dB(A)	dB(A)	dB(A)	dB(A)	dB(A)	dB(A)	dB(A)	dB(A)	dB(A)	dB(A)	dB(A)	dB(A)	dB(A)	dB(A)	dB(A)	dB(A)	dB(A)	dB(A)	dB(A)	dB(A)	dB(A)	dB(A)	dB(A)	dB(A)	dB(A)	dB(A)	dB(A)
Idling Trucks	CNEL	11.2	-38.3	-33.6	-29.5	-28.0	-23.1	-17.9	-18.1	-0.9	-10.8	-11.1	-10.3	-7.4	-3.9	-2.5	-1.9	1.6	5.6	0.8	1.8	1.1	-1.8	-5.0	-8.6	-13.1	-20.9	-31.6	-44.8
Idling Trucks	Leq	11.7	-37.8	-33.1	-29.0	-27.5	-22.6	-17.4	-17.6	-0.4	-10.3	-10.6	-9.8	-6.9	-3.4	-2.0	-1.5	2.1	6.1	1.3	2.3	1.6	-1.3	-4.5	-8.1	-12.6	-20.4	-31.1	-44.4
Idling Trucks	CNEL	11.3	-38.2	-33.5	-29.4	-27.9	-23.0	-17.8	-17.9	-0.8	-10.6	-11.0	-10.2	-7.3	-3.8	-2.4	-1.8	1.8	5.8	1.0	2.0	1.2	-1.6	-4.8	-8.5	-12.9	-20.4	-31.1	-44.4
Idling Trucks	Leq	11.8	-37.7	-33.0	-28.9	-27.4	-22.5	-17.3	-17.4	-0.3	-10.2	-10.5	-9.7	-6.8	-3.3	-1.9	-1.3	2.2	6.2	1.4	2.4	1.7	-1.2	-4.3	-8.0	-12.4	-19.9	-30.6	-43.9
Idling Trucks	CNEL	11.8	-37.8	-33.1	-29.0	-27.5	-22.6	-17.3	-17.4	-0.3	-10.2	-10.5	-9.7	-6.8	-3.3	-1.9	-1.3	2.2	6.2	1.4	2.4	1.6	-1.2	-4.3	-7.9	-12.2	-19.5	-30.0	-42.8
Idling Trucks	Leq	12.3	-37.3	-32.6	-28.5	-27.0	-22.1	-16.9	-16.9	0.2	-9.7	-10.0	-9.2	-6.3	-2.8	-1.4	-0.8	2.7	6.7	1.9	2.9	2.1	-0.7	-3.8	-7.4	-11.8	-19.1	-29.5	-42.3
Idling Trucks	CNEL	12.3	-37.2	-32.6	-28.5	-27.0	-22.1	-16.9	-16.8	0.2	-9.6	-9.9	-9.1	-6.2	-2.7	-1.3	-0.7	2.7	6.7	1.9	2.8	2.1	-0.7	-3.8	-7.3	-11.6	-19.0	-28.9	-41.2
Idling Trucks	Leq	12.8	-36.7	-32.1	-28.0	-26.5	-21.6	-16.4	-16.4	0.7	-9.1	-9.4	-8.6	-5.7	-2.2	-0.8	-0.2	3.2	7.2	2.3	3.3	2.6	-0.2	-3.3	-6.8	-11.1	-18.5	-28.4	-40.7
Idling Trucks	CNEL	12.4	-37.1	-32.4	-28.4	-26.9	-22.0	-16.8	-16.7	0.3	-9.5	-9.8	-9.0	-6.1	-2.6	-1.2	-0.6	2.8	6.8	1.9	2.9	2.2	-0.6	-3.7	-7.2	-11.4	-18.8	-28.8	-41.0
Idling Trucks	Leq	12.9	-36.6	-32.0	-27.9	-26.4	-21.5	-16.3	-16.2	0.8	-9.0	-9.3	-8.5	-5.6	-2.1	-0.7	-0.1	3.2	7.2	2.4	3.4	2.7	-0.1	-3.3	-6.7	-11.0	-18.3	-28.3	-40.5
Idling Trucks	CNEL	12.5	-37.0	-32.3	-28.3	-26.8	-21.9	-16.7	-16.6	0.4	-9.4	-9.7	-8.9	-6.0	-2.5	-1.1	-0.5	2.8	6.8	2.0	3.0	2.2	-0.5	-3.7	-7.1	-11.3	-18.7	-28.6	-40.7
Idling Trucks	Leq	12.9	-36.5	-31.9	-27.8	-26.3	-21.4	-16.2	-16.1	0.9	-9.0	-9.2	-8.4	-5.5	-2.0	-0.6	0.0	3.3	7.3	2.5	3.5	2.7	-0.1	-3.2	-6.7	-10.9	-18.2	-28.1	-40.2
Idling Trucks	CNEL	12.0	-37.5	-32.9	-28.8	-27.3	-22.4	-17.1	-17.2	-0.1	-9.9	-10.2	-9.4	-6.5	-3.0	-1.6	-1.0	2.4	6.4	1.6	2.6	1.8	-1.0	-4.1	-7.6	-11.9	-19.4	-29.5	-42.1
Idling Trucks	Leq	12.5	-37.1	-32.4	-28.3	-26.8	-21.9	-16.7	-16.7	0.4	-9.4	-9.7	-9.0	-6.0	-2.5	-1.1	-0.6	2.9	6.9	2.1	3.1	2.3	-0.5	-3.6	-7.2	-11.5	-19.0	-29.0	-41.6
Idling Trucks	CNEL	12.1	-37.4	-32.8	-28.7	-27.2	-22.3	-17.0	-17.1	0.0	-9.8	-10.1	-9.3	-6.4	-2.9	-1.5	-0.9	2.5	6.5	1.7	2.7	1.9	-0.9	-4.0	-7.5	-11.8	-19.3	-29.3	-41.8
Idling Trucks	Leq	12.6	-36.9	-32.3	-28.2	-26.7	-21.8	-16.6	-16.6	0.5	-9.3	-9.6	-8.8	-5.9	-2.4	-1.0	-0.4	3.0	7.0	2.2	3.2	2.4	-0.4	-3.5	-7.0	-11.3	-18.8	-28.8	-41.3
Idling Trucks	CNEL	12.2	-37.3	-32.7	-28.6	-27.1	-22.2	-16.9	-16.9	0.1	-9.7	-10.0	-9.2	-6.3	-2.8	-1.4	-0.8	2.6	6.6	1.8	2.8	2.0	-0.8	-3.9	-7.4	-11.7	-19.1	-29.1	-41.5
Idling Trucks	Leq	12.7	-36.8	-32.2	-28.1	-26.6	-21.7	-16.5	-16.5	0.6	-9.2	-9.5	-8.7	-5.8	-2.3	-0.9	-0.3	3.1	7.1	2.3	3.2	2.5	-0.3	-3.4	-6.9	-11.2	-18.6	-28.6	-41.0
Idling Trucks	CNEL	-17.2	-51.5	-47.7	-44.5	-43.9	-40.0	-35.7	-38.4	-24.5	-35.3	-34.0	-34.2	-32.4	-30.2	-29.9	-30.1	-27.9	-24.0	-29.0	-28.3	-29.6	-33.3	-37.8	-43.4	-51.1	-63.8	-81.8	
Idling Trucks	Leq	-16.8	-51.0	-47.2	-44.1	-43.5	-39.5	-35.2	-37.9	-24.0	-34.8	-33.5	-33.8	-31.9	-29.8	-29.4	-29.6	-27.4	-23.5	-28.6	-27.8	-29.1	-32.8	-37.3	-43.0	-50.6	-63.3	-81.4	
Idling Trucks	CNEL	-18.1	-52.0	-48.2	-45.0	-44.4	-40.4	-36.1	-38.9	-25.0	-35.8	-34.4	-34.7	-32.8	-30.7	-30.3	-30.9	-28.9	-25.1	-30.2	-29.5	-30.9	-34.7	-39.5	-45.6	-54.0	-67.7	-87.3	
Idling Trucks	Leq	-17.6	-51.6	-47.8	-44.6	-43.9	-40.0	-35.6	-38.4	-24.5	-35.3	-33.9	-34.2	-32.3	-30.2	-29.9	-30.4	-28.4	-24.6	-29.7	-29.0	-30.4	-34.2	-39.0	-45.1	-53.5	-67.2	-86.8	
Idling Trucks	CNEL	-18.0	-52.0	-48.2	-45.0	-44.4	-40.4	-36.1	-38.9	-25.0	-35.8	-34.4	-34.6	-32.7	-30.6	-30.3	-30.8	-28.8	-25.0	-30.1	-29.4	-30.8	-34.6	-39.3	-45.4	-53.7	-67.4	-86.8	
Idling Trucks	Leq	-17.5	-51.5	-47.7	-44.5	-43.9	-39.9	-35.6	-38.4	-24.5	-35.3	-33.9	-34.1	-32.3	-30.2	-29.8	-30.3	-28.3	-24.5	-29.6	-28.9	-30.3	-34.1	-38.9	-45.0	-53.2	-66.9	-86.3	
Idling Trucks	CNEL	-18.2	-52.1	-48.3	-45.1	-44.5	-40.5	-36.2	-38.9	-25.0	-35.9	-34.5	-34.7	-32.8	-30.7	-30.4	-30.9	-29.1	-25.3	-30.3	-29.7	-31.1	-35.0	-39.8	-46.0	-54.5	-68.4	-88.3	
Idling Trucks	Leq	-17.7	-51.7	-47.9	-44.6	-44.0	-40.0	-35.7	-38.5	-24.6	-35.4	-34.0	-34.3	-32.4	-30.3	-30.0	-30.5	-28.6	-24.8	-29.9	-29.2	-30.6	-34.5	-39.3	-45.5	-54.0	-67.9	-87.8	
Idling Trucks	CNEL	-18.2	-52.1	-48.3	-45.1	-44.5	-40.5	-36.2	-38.9	-25.0	-35.9	-34.5	-34.7	-32.8	-30.7	-30.4	-30.9	-29.0	-25.2	-30.3	-29.6	-31.0	-34.9	-39.7	-45.9	-54.4	-68.2	-88.0	
Idling Trucks	Leq	-17.7	-51.6	-47.8	-44.6	-44.0	-40.0	-35.7	-38.5	-24.6	-35.4	-34.0	-34.2	-32.4	-30.3	-29.9	-30.4	-28.6	-24.7	-29.8	-29.2	-30.6	-34.4	-39.2	-45.4	-53.9	-67.7	-87.5	
Idling Trucks	CNEL	-18.1	-52.1	-48.3	-45.1	-44.4	-40.5	-36.1	-38.9	-25.0	-35.8	-34.4	-34.7	-32.8	-30.7	-30.4	-30.9	-29.0	-25.1	-30.2	-29.5	-30.9	-34.8	-39.6	-45.7	-54.1	-67.9	-87.5	
Idling Trucks	Leq	-17.6	-51.6	-47.8	-44.6	-43.9	-40.0	-35.6	-38.4	-24.5	-35.4	-33.9	-34.2	-32.3	-30.2	-29.9	-30.4	-28.5	-24.7	-29.7	-29.1	-30.4	-34.3	-39.1	-45.2	-53.6	-67.4	-87.0	
Idling Trucks	CNEL	-18.0	-52.0	-48.2	-45.0	-44.4	-40.4	-36.1	-38.8	-24.9	-35.8	-34.4	-34.6	-32.7	-30.6	-30.3	-30.8	-28.8	-25.0	-30.0	-29.3	-30.7	-34.5	-39.3	-45.4	-53.6	-67.2	-86.6	
Idling Trucks	Leq	-17.5	-51.5	-47.7	-44.5	-43.9	-39.9	-35.6	-38.3	-24.4	-35.3	-33.9	-34.1	-32.2	-30.1	-29.8	-30.3	-28.3	-24.5	-29.5	-28.9	-30.2	-34.1	-38.8	-44.9	-53.1	-66.7	-86.1	
Idling Trucks	CNEL	-17.8	-51.9	-48.1	-44.9	-44.3	-40.3	-36.0	-38.7	-24.8	-35.7	-34.3	-34.5	-32.6	-30.5	-30.2	-30.7	-28.6	-24.8	-29.8	-29.1	-30.5	-34.3	-38.9	-44.9	-53.1	-66.5	-85.5	
Idling Trucks	Leq	-17.3	-51.4	-47.6	-44.4	-43.8	-39.8	-35.5	-38.2	-24.4	-35.2	-33.8	-34.0	-32.2	-30.1	-29.7	-30.2	-28.1	-24.3	-29.3	-28.6	-30.0	-33.8	-38.5	-44.4	-52.6	-66.0	-85.0	

Duke Patterson Warehouse

Contribution spectra - 001 - Duke Patterson Warehouse: Outdoor SP

23

Source	Time slice	Sum	25Hz	31.5Hz	40Hz	50Hz	63Hz	80Hz	100Hz	125Hz	160Hz	200Hz	250Hz	315Hz	400Hz	500Hz	630Hz	800Hz	1kHz	1.25kHz	1.6kHz	2kHz	2.5kHz	3.15kHz	4kHz	5kHz	6.3kHz	8kHz	10kHz
		dB(A)	dB(A)	dB(A)	dB(A)	dB(A)	dB(A)	dB(A)	dB(A)	dB(A)	dB(A)	dB(A)	dB(A)	dB(A)	dB(A)	dB(A)	dB(A)	dB(A)	dB(A)	dB(A)	dB(A)	dB(A)	dB(A)	dB(A)	dB(A)	dB(A)	dB(A)	dB(A)	dB(A)
Idling Trucks	CNEL	-17.8	-51.9	-48.1	-44.9	-44.3	-40.3	-36.0	-38.7	-24.8	-35.6	-34.2	-34.5	-32.6	-30.5	-30.2	-30.7	-28.6	-24.7	-29.8	-29.1	-30.4	-34.2	-38.9	-44.8	-53.0	-66.3	-85.3	
Idling Trucks	Leq	-17.3	-51.4	-47.6	-44.4	-43.8	-39.8	-35.5	-38.2	-24.3	-35.2	-33.8	-34.0	-32.1	-30.0	-29.7	-30.2	-28.1	-24.2	-29.3	-28.6	-29.9	-33.7	-38.4	-44.4	-52.5	-65.8	-84.8	
Idling Trucks	CNEL	-17.8	-51.8	-48.1	-44.9	-44.2	-40.3	-36.0	-38.7	-24.8	-35.6	-34.2	-34.5	-32.6	-30.5	-30.2	-30.7	-28.5	-24.7	-29.7	-29.0	-30.4	-34.1	-38.8	-44.8	-52.8	-66.2	-85.1	
Idling Trucks	Leq	-17.3	-51.4	-47.6	-44.4	-43.8	-39.8	-35.5	-38.2	-24.3	-35.1	-33.8	-34.0	-32.1	-30.0	-29.7	-30.2	-28.0	-24.2	-29.3	-28.6	-29.9	-33.7	-38.3	-44.3	-52.4	-65.7	-84.6	
Idling Trucks	CNEL	-17.9	-52.0	-48.2	-45.0	-44.3	-40.4	-36.0	-38.8	-24.9	-35.7	-34.3	-34.6	-32.7	-30.6	-30.3	-30.8	-28.7	-24.9	-30.0	-29.3	-30.7	-34.5	-39.2	-45.3	-53.5	-67.0	-86.4	
Idling Trucks	Leq	-17.5	-51.5	-47.7	-44.5	-43.9	-39.9	-35.6	-38.3	-24.4	-35.3	-33.9	-34.1	-32.2	-30.1	-29.8	-30.3	-28.3	-24.4	-29.5	-28.8	-30.2	-34.0	-38.7	-44.8	-53.0	-66.6	-85.9	
Idling Trucks	CNEL	-17.9	-51.9	-48.2	-44.9	-44.3	-40.4	-36.0	-38.8	-24.9	-35.7	-34.3	-34.6	-32.7	-30.6	-30.3	-30.8	-28.7	-24.9	-29.9	-29.3	-30.6	-34.4	-39.1	-45.2	-53.4	-66.9	-86.2	
Idling Trucks	Leq	-17.4	-51.5	-47.7	-44.5	-43.8	-39.9	-35.5	-38.3	-24.4	-35.2	-33.8	-34.1	-32.2	-30.1	-29.8	-30.3	-28.2	-24.4	-29.5	-28.8	-30.1	-33.9	-38.7	-44.7	-52.9	-66.4	-85.7	
Idling Trucks	CNEL	-17.8	-51.9	-48.1	-44.9	-44.3	-40.3	-36.0	-38.7	-24.9	-35.7	-34.3	-34.5	-32.7	-30.6	-30.2	-30.7	-28.6	-24.8	-29.9	-29.2	-30.5	-34.3	-39.0	-45.0	-53.2	-66.6	-85.7	
Idling Trucks	Leq	-17.4	-51.4	-47.6	-44.4	-43.8	-39.9	-35.5	-38.3	-24.4	-35.2	-33.8	-34.1	-32.2	-30.1	-29.7	-30.2	-28.2	-24.3	-29.4	-28.7	-30.0	-33.8	-38.5	-44.5	-52.7	-66.1	-85.2	
Idling Trucks	CNEL	-18.2	-52.2	-48.4	-45.1	-44.5	-40.5	-36.2	-39.0	-25.1	-35.9	-34.5	-34.8	-32.9	-30.8	-30.5	-31.0	-29.1	-25.3	-30.4	-29.7	-31.2	-35.0	-39.9	-46.1	-54.6	-68.6	-88.5	
Idling Trucks	Leq	-17.8	-51.7	-47.9	-44.7	-44.0	-40.1	-35.7	-38.5	-24.6	-35.4	-34.0	-34.3	-32.4	-30.3	-30.0	-30.5	-28.6	-24.8	-29.9	-29.3	-30.7	-34.6	-39.4	-45.6	-54.1	-68.1	-88.0	
Idling Trucks	CNEL	-18.6	-52.4	-48.6	-45.4	-44.7	-40.7	-36.4	-39.2	-25.3	-36.1	-34.7	-35.0	-33.1	-31.0	-30.7	-31.2	-29.6	-25.8	-31.0	-30.3	-31.8	-35.8	-40.8	-47.3	-56.2	-70.8	-91.6	
Idling Trucks	Leq	-18.2	-52.0	-48.1	-44.9	-44.2	-40.3	-35.9	-38.7	-24.8	-35.7	-34.3	-34.5	-32.6	-30.5	-30.2	-30.7	-29.2	-25.4	-30.5	-29.9	-31.4	-35.3	-40.3	-46.8	-55.7	-70.3	-91.1	
Idling Trucks	CNEL	-18.6	-52.4	-48.6	-45.3	-44.7	-40.7	-36.4	-39.2	-25.3	-36.1	-34.7	-35.0	-33.1	-31.0	-30.7	-31.2	-29.6	-25.8	-30.9	-30.3	-31.8	-35.7	-40.7	-47.2	-56.1	-70.6	-91.3	
Idling Trucks	Leq	-18.1	-51.9	-48.1	-44.9	-44.2	-40.2	-35.9	-38.7	-24.8	-35.6	-34.2	-34.5	-32.6	-30.5	-30.2	-30.7	-29.1	-25.3	-30.4	-29.8	-31.3	-35.3	-40.3	-46.7	-55.6	-70.1	-90.8	
Idling Trucks	CNEL	-18.6	-52.4	-48.6	-45.3	-44.7	-40.7	-36.4	-39.2	-25.3	-36.1	-34.7	-34.9	-33.1	-31.0	-30.7	-31.2	-29.6	-25.7	-30.9	-30.2	-31.7	-35.7	-40.6	-47.1	-55.9	-70.4	-91.0	
Idling Trucks	Leq	-18.1	-51.9	-48.1	-44.8	-44.2	-40.2	-35.9	-38.7	-24.8	-35.6	-34.2	-34.5	-32.6	-30.5	-30.2	-30.7	-29.1	-25.3	-30.4	-29.8	-31.2	-35.2	-40.2	-46.6	-55.4	-69.9	-90.5	
Idling Trucks	CNEL	-18.8	-52.5	-48.7	-45.4	-44.8	-40.8	-36.4	-39.3	-25.4	-36.2	-34.8	-35.1	-33.2	-31.1	-30.8	-31.3	-29.8	-26.0	-31.2	-30.6	-32.1	-36.1	-41.2	-47.8	-56.8	-71.6	-92.8	
Idling Trucks	Leq	-18.3	-52.0	-48.2	-45.0	-44.3	-40.3	-36.0	-38.8	-24.9	-35.7	-34.3	-34.6	-32.7	-30.6	-30.3	-30.8	-29.3	-25.6	-30.7	-30.1	-31.6	-35.6	-40.7	-47.3	-56.3	-71.1	-92.3	
Idling Trucks	CNEL	-18.7	-52.5	-48.7	-45.4	-44.8	-40.8	-36.4	-39.3	-25.4	-36.2	-34.8	-35.1	-33.2	-31.1	-30.8	-31.3	-29.8	-26.0	-31.1	-30.5	-32.0	-36.0	-41.1	-47.7	-56.7	-71.4	-92.5	
Idling Trucks	Leq	-18.3	-52.0	-48.2	-44.9	-44.3	-40.3	-36.0	-38.8	-24.9	-35.7	-34.3	-34.6	-32.7	-30.6	-30.3	-30.8	-29.3	-25.5	-30.6	-30.0	-31.5	-35.6	-40.6	-47.2	-56.2	-70.9	-92.0	
Idling Trucks	CNEL	-18.7	-52.5	-48.6	-45.4	-44.7	-40.8	-36.4	-39.2	-25.3	-36.2	-34.8	-35.0	-33.1	-31.0	-30.7	-31.2	-29.7	-25.9	-31.0	-30.4	-31.9	-35.9	-40.9	-47.4	-56.3	-71.0	-91.9	
Idling Trucks	Leq	-18.2	-52.0	-48.1	-44.9	-44.2	-40.3	-35.9	-38.7	-24.8	-35.7	-34.3	-34.5	-32.7	-30.6	-30.2	-30.8	-29.2	-25.4	-30.5	-29.9	-31.4	-35.4	-40.4	-46.9	-55.9	-70.5	-91.4	
Idling Trucks	CNEL	-18.5	-52.4	-48.5	-45.3	-44.7	-40.7	-36.3	-39.1	-25.2	-36.1	-34.7	-34.9	-33.1	-31.0	-30.6	-31.2	-29.5	-25.7	-30.8	-30.2	-31.6	-35.6	-40.5	-47.0	-55.7	-70.1	-90.7	
Idling Trucks	Leq	-18.0	-51.9	-48.1	-44.8	-44.2	-40.2	-35.9	-38.7	-24.8	-35.6	-34.2	-34.4	-32.6	-30.5	-30.2	-30.7	-29.0	-25.2	-30.3	-29.7	-31.2	-35.1	-40.1	-46.5	-55.3	-69.7	-90.2	
Idling Trucks	CNEL	-18.4	-52.2	-48.4	-45.2	-44.6	-40.6	-36.3	-39.0	-25.1	-36.0	-34.6	-34.8	-33.0	-30.9	-30.5	-31.0	-29.3	-25.5	-30.5	-29.9	-31.3	-35.2	-40.1	-46.4	-55.0	-69.2	-89.3	
Idling Trucks	Leq	-17.9	-51.8	-48.0	-44.7	-44.1	-40.1	-35.8	-38.6	-24.7	-35.5	-34.1	-34.3	-32.5	-30.4	-30.0	-30.6	-28.8	-25.0	-30.1	-29.4	-30.9	-34.8	-39.6	-45.9	-54.5	-68.7	-88.8	
Idling Trucks	CNEL	-18.3	-52.2	-48.4	-45.2	-44.5	-40.6	-36.2	-39.0	-25.1	-35.9	-34.5	-34.8	-32.9	-30.8	-30.5	-31.0	-29.2	-25.4	-30.5	-29.8	-31.3	-35.2	-40.0	-46.3	-54.9	-69.0	-89.0	
Idling Trucks	Leq	-17.8	-51.7	-47.9	-44.7	-44.1	-40.1	-35.7	-38.5	-24.6	-35.5	-34.1	-34.3	-32.4	-30.3	-30.0	-30.5	-28.7	-24.9	-30.0	-29.4	-30.8	-34.7	-39.6	-45.8	-54.4	-68.5	-88.6	
Idling Trucks	CNEL	-18.3	-52.2	-48.4	-45.2	-44.5	-40.6	-36.2	-39.0	-25.1	-35.9	-34.5	-34.8	-32.9	-30.8	-30.5	-31.0	-29.2	-25.4	-30.4	-29.8	-31.2	-35.1	-40.0	-46.2	-54.8	-68.8	-88.8	
Idling Trucks	Leq	-17.8	-51.7	-47.9	-44.7	-44.0	-40.1	-35.7	-38.5	-24.6	-35.4	-34.0	-34.3	-32.4	-30.3	-30.0	-30.5	-28.7	-24.9	-30.0	-29.3	-30.7	-34.6	-39.5	-45.7	-54.3	-68.3	-88.3	
Idling Trucks	CNEL	-18.5	-52.3	-48.5	-45.3	-44.6	-40.7	-36.3	-39.1	-25.2	-36.1	-34.7	-34.9	-33.0	-30.9	-30.6	-31.1	-29.5	-25.7	-30.7	-30.1	-31.6	-35.5	-40.5	-46.9	-55.6	-69.9	-90.4	
Idling Trucks	Leq	-18.0	-51.9	-48.0	-44.8	-44.2	-40.2	-35.8	-38.6	-24.7	-35.6	-34.2	-34.4	-32.6	-30.5	-30.1	-30.6	-29.0	-25.2	-30.3	-29.6	-31.1	-35.0	-40.0	-46.4	-55.1	-69.5	-89.9	
Idling Trucks	CNEL	-18.5	-52.3	-48.5	-45.3	-44.6	-40.7	-36.3	-39.1	-25.2	-36.0	-34.6	-34.9	-33.0	-30.9	-30.6	-31.1	-29.4	-25.6	-30.7	-30.1	-31.5	-35.5	-40.4	-46.7	-55.5	-69.7	-90.1	
Idling Trucks	Leq	-18.0	-51.8	-48.0	-44.8	-44.1	-40.2	-35.8	-38.6	-24.7	-35.6	-34.1	-34.4	-32.5	-30.4	-30.1	-30.6	-28.9	-25.1	-30.2	-29.6	-31.0	-35.0	-39.9	-46.3	-55.0	-69.3	-89.7	

Duke Patterson Warehouse

Contribution spectra - 001 - Duke Patterson Warehouse: Outdoor SP

23

Source	Time slice	Sum	25Hz	31.5Hz	40Hz	50Hz	63Hz	80Hz	100Hz	125Hz	160Hz	200Hz	250Hz	315Hz	400Hz	500Hz	630Hz	800Hz	1kHz	1.25kHz	1.6kHz	2kHz	2.5kHz	3.15kHz	4kHz	5kHz	6.3kHz	8kHz	10kHz
		dB(A)	dB(A)	dB(A)	dB(A)	dB(A)	dB(A)	dB(A)	dB(A)	dB(A)	dB(A)	dB(A)	dB(A)	dB(A)	dB(A)	dB(A)	dB(A)	dB(A)	dB(A)	dB(A)	dB(A)	dB(A)	dB(A)	dB(A)	dB(A)	dB(A)	dB(A)	dB(A)	dB(A)
Idling Trucks	CNEL	-18.4	-52.3	-48.5	-45.2	-44.6	-40.6	-36.3	-39.1	-25.2	-36.0	-34.6	-34.8	-33.0	-30.9	-30.5	-31.1	-29.3	-25.5	-30.6	-30.0	-31.4	-35.3	-40.2	-46.5	-55.2	-69.3	-89.6	
Idling Trucks	Leq	-17.9	-51.8	-48.0	-44.7	-44.1	-40.1	-35.8	-38.6	-24.7	-35.5	-34.1	-34.4	-32.5	-30.4	-30.1	-30.6	-28.8	-25.0	-30.1	-29.5	-30.9	-34.8	-39.7	-46.0	-54.7	-68.9	-89.1	
Idling Trucks	CNEL	-17.7	-51.8	-48.0	-44.8	-44.2	-40.3	-35.9	-38.7	-24.8	-35.6	-34.2	-34.5	-32.6	-30.5	-30.1	-30.6	-28.5	-24.7	-29.7	-29.0	-30.3	-34.1	-38.8	-44.7	-52.7	-66.0	-84.9	
Idling Trucks	Leq	-17.3	-51.3	-47.6	-44.4	-43.7	-39.8	-35.5	-38.2	-24.3	-35.1	-33.7	-34.0	-32.1	-30.0	-29.7	-30.2	-28.0	-24.2	-29.2	-28.5	-29.9	-33.6	-38.3	-44.2	-52.3	-65.5	-84.4	
Idling Trucks	CNEL	-17.3	-51.5	-47.8	-44.6	-44.0	-40.1	-35.7	-38.4	-24.5	-35.4	-34.0	-34.2	-32.4	-30.3	-29.9	-30.2	-28.0	-24.1	-29.1	-28.4	-29.7	-33.4	-37.9	-43.6	-51.3	-64.1	-82.2	
Idling Trucks	Leq	-16.8	-51.1	-47.3	-44.1	-43.5	-39.6	-35.2	-38.0	-24.1	-34.9	-33.5	-33.8	-31.9	-29.8	-29.4	-29.7	-27.5	-23.6	-28.7	-27.9	-29.2	-32.9	-37.4	-43.1	-50.8	-63.6	-81.7	
Idling Trucks	CNEL	-17.3	-51.5	-47.8	-44.6	-44.0	-40.0	-35.7	-38.4	-24.5	-35.4	-34.0	-34.2	-32.4	-30.3	-29.9	-30.2	-28.0	-24.1	-29.1	-28.4	-29.7	-33.4	-37.9	-43.6	-51.3	-64.0	-82.1	
Idling Trucks	Leq	-16.8	-51.0	-47.3	-44.1	-43.5	-39.6	-35.2	-38.0	-24.1	-34.9	-33.5	-33.8	-31.9	-29.8	-29.4	-29.7	-27.5	-23.6	-28.7	-27.9	-29.2	-32.9	-37.4	-43.1	-50.8	-63.6	-81.7	
Idling Trucks	CNEL	-17.3	-51.5	-47.8	-44.6	-44.0	-40.0	-35.7	-38.4	-24.5	-35.4	-34.0	-34.2	-32.4	-30.2	-29.9	-30.1	-27.9	-24.1	-29.1	-28.4	-29.7	-33.3	-37.8	-43.6	-51.3	-64.0	-82.1	
Idling Trucks	Leq	-16.8	-51.0	-47.3	-44.1	-43.5	-39.6	-35.2	-37.9	-24.1	-34.9	-33.5	-33.8	-31.9	-29.8	-29.4	-29.7	-27.5	-23.6	-28.6	-27.9	-29.2	-32.9	-37.4	-43.1	-50.8	-63.5	-81.6	
Idling Trucks	CNEL	-17.4	-51.6	-47.8	-44.6	-44.0	-40.1	-35.8	-38.5	-24.6	-35.4	-34.0	-34.3	-32.4	-30.3	-29.9	-30.2	-28.0	-24.2	-29.2	-28.5	-29.8	-33.5	-38.0	-43.7	-51.5	-64.3	-82.5	
Idling Trucks	Leq	-16.9	-51.1	-47.3	-44.1	-43.5	-39.6	-35.3	-38.0	-24.1	-34.9	-33.5	-33.8	-31.9	-29.8	-29.5	-29.8	-27.6	-23.7	-28.7	-28.0	-29.3	-33.0	-37.5	-43.3	-51.0	-63.8	-82.1	
Idling Trucks	CNEL	-17.4	-51.6	-47.8	-44.6	-44.0	-40.1	-35.7	-38.5	-24.6	-35.4	-34.0	-34.3	-32.4	-30.3	-29.9	-30.2	-28.0	-24.2	-29.2	-28.5	-29.8	-33.4	-38.0	-43.7	-51.4	-64.3	-82.4	
Idling Trucks	Leq	-16.9	-51.1	-47.3	-44.1	-43.5	-39.6	-35.3	-38.0	-24.1	-34.9	-33.5	-33.8	-31.9	-29.8	-29.4	-29.7	-27.5	-23.7	-28.7	-28.0	-29.3	-33.0	-37.5	-43.2	-51.0	-63.8	-82.0	
Idling Trucks	CNEL	-17.3	-51.5	-47.8	-44.6	-44.0	-40.0	-35.7	-38.4	-24.5	-35.4	-34.0	-34.2	-32.4	-30.2	-29.9	-30.1	-27.9	-24.1	-29.1	-28.4	-29.7	-33.3	-37.8	-43.5	-51.2	-64.0	-82.0	
Idling Trucks	Leq	-16.8	-51.0	-47.3	-44.1	-43.5	-39.6	-35.2	-37.9	-24.0	-34.9	-33.5	-33.8	-31.9	-29.8	-29.4	-29.7	-27.5	-23.6	-28.6	-27.9	-29.2	-32.8	-37.3	-43.1	-50.7	-63.5	-81.6	
Idling Trucks	CNEL	-17.2	-51.5	-47.7	-44.5	-43.9	-40.0	-35.7	-38.4	-24.5	-35.3	-34.0	-34.2	-32.3	-30.2	-29.9	-30.1	-27.9	-24.0	-29.1	-28.3	-29.6	-33.3	-37.8	-43.5	-51.1	-63.8	-81.8	
Idling Trucks	Leq	-16.8	-51.0	-47.2	-44.1	-43.5	-39.5	-35.2	-37.9	-24.0	-34.9	-33.5	-33.8	-31.9	-29.8	-29.4	-29.6	-27.4	-23.5	-28.6	-27.8	-29.1	-32.8	-37.3	-43.0	-50.7	-63.4	-81.4	
Idling Trucks	CNEL	-17.2	-51.5	-47.7	-44.5	-43.9	-40.0	-35.7	-38.4	-24.5	-35.3	-34.0	-34.2	-32.4	-30.2	-29.9	-30.1	-27.9	-24.0	-29.1	-28.3	-29.6	-33.3	-37.8	-43.5	-51.1	-63.8	-81.8	
Idling Trucks	Leq	-16.8	-51.0	-47.2	-44.1	-43.5	-39.5	-35.2	-37.9	-24.0	-34.8	-33.5	-33.8	-31.9	-29.8	-29.4	-29.6	-27.4	-23.5	-28.6	-27.8	-29.1	-32.8	-37.3	-43.0	-50.6	-63.3	-81.4	
Idling Trucks	CNEL	-17.3	-51.5	-47.7	-44.6	-44.0	-40.0	-35.7	-38.4	-24.5	-35.4	-34.0	-34.2	-32.4	-30.2	-29.9	-30.1	-27.9	-24.1	-29.1	-28.4	-29.6	-33.3	-37.8	-43.5	-51.2	-63.9	-82.0	
Idling Trucks	Leq	-16.8	-51.0	-47.3	-44.1	-43.5	-39.5	-35.2	-37.9	-24.0	-34.9	-33.5	-33.8	-31.9	-29.8	-29.4	-29.6	-27.4	-23.6	-28.6	-27.9	-29.2	-32.8	-37.3	-43.0	-50.7	-63.5	-81.5	
Idling Trucks	CNEL	-17.3	-51.5	-47.7	-44.6	-44.0	-40.0	-35.7	-38.4	-24.5	-35.3	-34.0	-34.2	-32.4	-30.2	-29.9	-30.1	-27.9	-24.1	-29.1	-28.3	-29.6	-33.3	-37.8	-43.5	-51.2	-63.9	-81.9	
Idling Trucks	Leq	-16.8	-51.0	-47.3	-44.1	-43.5	-39.5	-35.2	-37.9	-24.0	-34.9	-33.5	-33.8	-31.9	-29.8	-29.4	-29.6	-27.4	-23.6	-28.6	-27.9	-29.1	-32.8	-37.3	-43.0	-50.7	-63.4	-81.5	
Idling Trucks	CNEL	-17.3	-51.5	-47.7	-44.6	-44.0	-40.0	-35.7	-38.4	-24.5	-35.3	-34.0	-34.2	-32.3	-30.2	-29.9	-30.1	-27.9	-24.0	-29.1	-28.3	-29.6	-33.3	-37.8	-43.5	-51.1	-63.9	-81.9	
Idling Trucks	Leq	-16.8	-51.0	-47.2	-44.1	-43.5	-39.5	-35.2	-37.9	-24.0	-34.9	-33.5	-33.8	-31.9	-29.8	-29.4	-29.6	-27.4	-23.6	-28.6	-27.9	-29.1	-32.8	-37.3	-43.0	-50.7	-63.4	-81.4	
Idling Trucks	CNEL	-17.4	-51.6	-47.8	-44.6	-44.0	-40.1	-35.8	-38.5	-24.6	-35.4	-34.0	-34.3	-32.4	-30.3	-29.9	-30.3	-28.1	-24.2	-29.2	-28.5	-29.8	-33.5	-38.0	-43.8	-51.5	-64.4	-82.6	
Idling Trucks	Leq	-16.9	-51.1	-47.3	-44.2	-43.6	-39.6	-35.3	-38.0	-24.1	-34.9	-33.6	-33.8	-31.9	-29.8	-29.5	-29.8	-27.6	-23.7	-28.8	-28.0	-29.3	-33.0	-37.5	-43.3	-51.1	-63.9	-82.1	
Idling Trucks	CNEL	-17.6	-51.7	-48.0	-44.8	-44.2	-40.2	-35.9	-38.6	-24.7	-35.5	-34.1	-34.4	-32.5	-30.4	-30.1	-30.5	-28.3	-24.5	-29.5	-28.8	-30.1	-33.9	-38.5	-44.3	-52.3	-65.4	-84.1	
Idling Trucks	Leq	-17.1	-51.3	-47.5	-44.3	-43.7	-39.7	-35.4	-38.1	-24.2	-35.1	-33.7	-33.9	-32.0	-29.9	-29.6	-30.0	-27.9	-24.0	-29.0	-28.3	-29.7	-33.4	-38.0	-43.9	-51.8	-64.9	-83.6	
Idling Trucks	CNEL	-17.6	-51.7	-47.9	-44.8	-44.1	-40.2	-35.9	-38.6	-24.7	-35.5	-34.1	-34.4	-32.5	-30.4	-30.1	-30.5	-28.3	-24.5	-29.5	-28.8	-30.1	-33.8	-38.4	-44.3	-52.2	-65.3	-83.9	
Idling Trucks	Leq	-17.1	-51.2	-47.5	-44.3	-43.7	-39.7	-35.4	-38.1	-24.2	-35.0	-33.7	-33.9	-32.0	-29.9	-29.6	-30.0	-27.8	-24.0	-29.0	-28.3	-29.6	-33.3	-37.9	-43.8	-51.7	-64.8	-83.4	

Duke Patterson Warehouse Contribution spectra - 001 - Duke Patterson Warehouse: Outdoor SP

23

Source	Time slice	Sum	25Hz	31.5Hz	40Hz	50Hz	63Hz	80Hz	100Hz	125Hz	160Hz	200Hz	250Hz	315Hz	400Hz	500Hz	630Hz	800Hz	1kHz	1.25kHz	1.6kHz	2kHz	2.5kHz	3.15kHz	4kHz	5kHz	6.3kHz	8kHz	10kHz
		dB(A)	dB(A)	dB(A)	dB(A)	dB(A)	dB(A)	dB(A)	dB(A)	dB(A)	dB(A)	dB(A)	dB(A)	dB(A)	dB(A)	dB(A)	dB(A)	dB(A)	dB(A)	dB(A)	dB(A)	dB(A)	dB(A)	dB(A)	dB(A)	dB(A)	dB(A)	dB(A)	dB(A)
Idling Trucks	CNEL	-17.6	-51.7	-47.9	-44.7	-44.1	-40.2	-35.9	-38.6	-24.7	-35.5	-34.1	-34.4	-32.5	-30.4	-30.0	-30.5	-28.3	-24.4	-29.5	-28.8	-30.1	-33.8	-38.4	-44.2	-52.1	-65.2	-83.8	
Idling Trucks	Leq	-17.1	-51.2	-47.5	-44.3	-43.6	-39.7	-35.4	-38.1	-24.2	-35.0	-33.6	-33.9	-32.0	-29.9	-29.6	-30.0	-27.8	-24.0	-29.0	-28.3	-29.6	-33.3	-37.9	-43.7	-51.7	-64.7	-83.3	
Idling Trucks	CNEL	-17.7	-51.8	-48.0	-44.8	-44.2	-40.3	-35.9	-38.7	-24.8	-35.6	-34.2	-34.5	-32.6	-30.5	-30.1	-30.6	-28.5	-24.6	-29.7	-29.0	-30.3	-34.1	-38.7	-44.6	-52.7	-65.9	-84.8	
Idling Trucks	Leq	-17.2	-51.3	-47.5	-44.3	-43.7	-39.8	-35.4	-38.2	-24.3	-35.1	-33.7	-34.0	-32.1	-30.0	-29.6	-30.2	-28.0	-24.1	-29.2	-28.5	-29.8	-33.6	-38.2	-44.1	-52.2	-65.4	-84.3	
Idling Trucks	CNEL	-17.7	-51.8	-48.0	-44.8	-44.2	-40.2	-35.9	-38.6	-24.8	-35.6	-34.2	-34.4	-32.6	-30.5	-30.1	-30.6	-28.4	-24.6	-29.6	-28.9	-30.3	-34.0	-38.6	-44.6	-52.6	-65.8	-84.6	
Idling Trucks	Leq	-17.2	-51.3	-47.5	-44.3	-43.7	-39.8	-35.4	-38.2	-24.3	-35.1	-33.7	-34.0	-32.1	-30.0	-29.6	-30.1	-27.9	-24.1	-29.1	-28.4	-29.8	-33.5	-38.2	-44.1	-52.1	-65.3	-84.1	
Idling Trucks	CNEL	-17.6	-51.8	-48.0	-44.8	-44.2	-40.2	-35.9	-38.6	-24.7	-35.6	-34.2	-34.4	-32.5	-30.4	-30.1	-30.6	-28.4	-24.5	-29.6	-28.9	-30.2	-33.9	-38.5	-44.4	-52.4	-65.5	-84.2	
Idling Trucks	Leq	-17.2	-51.3	-47.5	-44.3	-43.7	-39.7	-35.4	-38.1	-24.2	-35.1	-33.7	-34.0	-32.0	-29.9	-29.6	-30.1	-27.9	-24.0	-29.1	-28.4	-29.7	-33.4	-38.0	-43.9	-51.9	-65.0	-83.7	
Idling Trucks	CNEL	-17.5	-51.7	-47.9	-44.7	-44.1	-40.2	-35.8	-38.6	-24.7	-35.5	-34.1	-34.4	-32.5	-30.4	-30.0	-30.4	-28.2	-24.4	-29.4	-28.7	-30.0	-33.7	-38.3	-44.2	-52.1	-65.1	-83.6	
Idling Trucks	Leq	-17.1	-51.2	-47.4	-44.2	-43.6	-39.7	-35.4	-38.1	-24.2	-35.0	-33.6	-33.9	-32.0	-29.9	-29.5	-30.0	-27.8	-23.9	-29.0	-28.2	-29.5	-33.3	-37.9	-43.7	-51.6	-64.6	-83.1	
Idling Trucks	CNEL	-17.4	-51.6	-47.9	-44.7	-44.1	-40.1	-35.8	-38.5	-24.6	-35.4	-34.1	-34.3	-32.4	-30.3	-30.0	-30.3	-28.1	-24.3	-29.3	-28.6	-29.9	-33.6	-38.1	-43.9	-51.7	-64.6	-83.0	
Idling Trucks	Leq	-17.0	-51.1	-47.4	-44.2	-43.6	-39.6	-35.3	-38.0	-24.1	-35.0	-33.6	-33.8	-31.9	-29.8	-29.5	-29.8	-27.6	-23.8	-28.8	-28.1	-29.4	-33.1	-37.6	-43.4	-51.2	-64.1	-82.5	
Idling Trucks	CNEL	-17.4	-51.6	-47.8	-44.7	-44.1	-40.1	-35.8	-38.5	-24.6	-35.4	-34.0	-34.3	-32.4	-30.3	-30.0	-30.3	-28.1	-24.3	-29.3	-28.6	-29.8	-33.5	-38.1	-43.9	-51.7	-64.5	-82.8	
Idling Trucks	Leq	-16.9	-51.1	-47.4	-44.2	-43.6	-39.6	-35.3	-38.0	-24.1	-35.0	-33.6	-33.8	-31.9	-29.8	-29.5	-29.8	-27.6	-23.8	-28.8	-28.1	-29.4	-33.1	-37.6	-43.4	-51.2	-64.1	-82.4	
Idling Trucks	CNEL	-17.4	-51.6	-47.8	-44.6	-44.0	-40.1	-35.8	-38.5	-24.6	-35.4	-34.0	-34.3	-32.4	-30.3	-30.0	-30.3	-28.1	-24.2	-29.3	-28.5	-29.8	-33.5	-38.1	-43.8	-51.6	-64.5	-82.7	
Idling Trucks	Leq	-16.9	-51.1	-47.4	-44.2	-43.6	-39.6	-35.3	-38.0	-24.1	-34.9	-33.6	-33.8	-31.9	-29.8	-29.5	-29.8	-27.6	-23.7	-28.8	-28.0	-29.3	-33.0	-37.6	-43.3	-51.1	-64.0	-82.3	
Idling Trucks	CNEL	-17.5	-51.7	-47.9	-44.7	-44.1	-40.2	-35.8	-38.6	-24.7	-35.5	-34.1	-34.3	-32.5	-30.4	-30.0	-30.4	-28.2	-24.4	-29.4	-28.7	-30.0	-33.7	-38.3	-44.1	-52.0	-65.0	-83.5	
Idling Trucks	Leq	-17.0	-51.2	-47.4	-44.2	-43.6	-39.7	-35.3	-38.1	-24.2	-35.0	-33.6	-33.9	-32.0	-29.9	-29.5	-29.9	-27.7	-23.9	-28.9	-28.2	-29.5	-33.2	-37.8	-43.6	-51.5	-64.5	-83.0	
Idling Trucks	CNEL	-17.5	-51.7	-47.9	-44.7	-44.1	-40.1	-35.8	-38.5	-24.6	-35.5	-34.1	-34.3	-32.5	-30.3	-30.0	-30.4	-28.2	-24.3	-29.4	-28.7	-30.0	-33.7	-38.2	-44.1	-51.9	-64.9	-83.3	
Idling Trucks	Leq	-17.0	-51.2	-47.4	-44.2	-43.6	-39.7	-35.3	-38.1	-24.2	-35.0	-33.6	-33.9	-32.0	-29.9	-29.5	-29.9	-27.7	-23.9	-28.9	-28.2	-29.5	-33.2	-37.8	-43.6	-51.4	-64.4	-82.8	
Idling Trucks	CNEL	-17.5	-51.6	-47.9	-44.7	-44.1	-40.1	-35.8	-38.5	-24.6	-35.5	-34.1	-34.3	-32.4	-30.3	-30.0	-30.3	-28.1	-24.3	-29.3	-28.6	-29.9	-33.6	-38.2	-44.0	-51.8	-64.7	-83.1	
Idling Trucks	Leq	-17.0	-51.2	-47.4	-44.2	-43.6	-39.6	-35.3	-38.0	-24.1	-35.0	-33.6	-33.8	-32.0	-29.8	-29.5	-29.9	-27.7	-23.8	-28.8	-28.1	-29.4	-33.1	-37.7	-43.5	-51.3	-64.2	-82.6	
31 Parking: Spaces 10	CNEL	17.3					7.3			13.9			-1.3			1.8			9.1			10.9			1.7			-26.1	
31 Parking: Spaces 10	Leq	20.3					10.3			16.9			1.7			4.8			12.1			13.9			4.7			-23.1	
Parking 1: Spaces 30	CNEL	29.9					18.4			26.1			11.7			17.9			22.7			22.9			16.5			-3.2	
Parking 1: Spaces 30	Leq	32.9					21.4			29.1			14.7			20.9			25.7			25.9			19.5			-0.2	
Parking 2: Spaces 20	CNEL	18.8					11.4			17.1			3.5			4.6			5.0			4.1			-5.9			-30.5	
Parking 2: Spaces 20	Leq	21.8					14.4			20.1			6.5			7.6			8.0			7.1			-2.9			-27.5	
Parking 3: Spaces 20	CNEL	15.6					9.0			13.7			1.3			2.8			0.9			-0.6			-11.4			-37.9	
Parking 3: Spaces 20	Leq	18.7					12.0			16.7			4.3			5.8			3.9			2.4			-8.4			-34.9	
Parking 4: Spaces 20	CNEL	14.0					7.4			12.0			0.5			2.1			-0.4			-2.2			-13.6			-42.6	
Parking 4: Spaces 20	Leq	17.1					10.4			15.0			3.5			5.1			2.6			0.8			-10.6			-39.6	
Parking 5: Spaces 20	CNEL	13.3					6.5			11.1			0.1			1.8			-0.9			-2.8			-14.8			-46.6	
Parking 5: Spaces 20	Leq	16.3					9.5			14.1			3.1			4.8			2.2			0.2			-11.8			-43.6	
Parking 6: Spaces 14	CNEL	10.3					3.5			8.0			-2.5			-0.8			-3.5			-5.6			-18.1			-52.4	
Parking 6: Spaces 14	Leq	13.3					6.5			11.0			0.5			2.2			-0.5			-2.6			-15.1			-49.4	

Duke Patterson Warehouse Contribution spectra - 001 - Duke Patterson Warehouse: Outdoor SP

23

Source	Time slice	Sum	25Hz	31.5Hz	40Hz	50Hz	63Hz	80Hz	100Hz	125Hz	160Hz	200Hz	250Hz	315Hz	400Hz	500Hz	630Hz	800Hz	1kHz	1.25kHz	1.6kHz	2kHz	2.5kHz	3.15kHz	4kHz	5kHz	6.3kHz	8kHz	10kHz		
		dB(A)	dB(A)	dB(A)	dB(A)	dB(A)	dB(A)	dB(A)	dB(A)	dB(A)	dB(A)	dB(A)	dB(A)	dB(A)	dB(A)	dB(A)	dB(A)	dB(A)	dB(A)	dB(A)	dB(A)	dB(A)	dB(A)	dB(A)	dB(A)	dB(A)	dB(A)	dB(A)	dB(A)	dB(A)	
Parking 7: Spaces 15	CNEL	10.0					3.2			7.6			-2.5			-0.6			-3.5												
Parking 7: Spaces 15	Leq	13.0					6.2			10.6			0.5			2.4			-0.5												
Parking 8: Spaces 15	CNEL	21.5					11.6			18.6			3.2			5.8			12.0							8.1					
Parking 8: Spaces 15	Leq	24.5					14.6			21.6			6.2			8.8			15.0							11.1					
Parking 9: Spaces 10	CNEL	7.0					0.8			5.0			-8.8			-7.7			-8.5							-16.4					
Parking 9: Spaces 10	Leq	10.0					3.8			8.0			-5.8			-4.7			-5.5							-13.4					
Parking 10: Spaces 10	CNEL	4.8					-1.2			2.7			-10.1			-8.8			-10.9							-19.0					
Parking 10: Spaces 10	Leq	7.8					1.8			5.7			-7.1			-5.8			-7.9							-16.0					
Parking 11: Spaces 10	CNEL	3.8					-2.1			1.6			-10.4			-9.1			-11.8							-21.1					
Parking 11: Spaces 10	Leq	6.9					1.0			4.7			-7.4			-6.1			-8.8							-18.1					
Parking 12: Spaces 10	CNEL	2.9					-2.9			0.6			-11.0			-9.7			-12.5							-23.0					
Parking 12: Spaces 10	Leq	5.9					0.1			3.6			-8.0			-6.7			-9.5							-20.0					
Parking 13: Spaces 8	CNEL	1.1					-4.7			-1.2			-12.6			-11.3			-14.3							-25.6					
Parking 13: Spaces 8	Leq	4.1					-1.7			1.8			-9.6			-8.3			-11.3							-22.6					
Parking 14: Spaces 9	CNEL	1.2					-4.5			-1.2			-12.2			-10.9			-14.0							-27.0					
Parking 14: Spaces 9	Leq	4.2					-1.5			1.8			-9.2			-7.8			-11.0							-24.0					
Parking 15: Spaces 10	CNEL	25.9					14.0			22.2			7.1			10.4			17.6							14.4					
Parking 15: Spaces 10	Leq	28.9					17.0			25.2			10.1			13.4			20.6							17.4					
Parking 16: Spaces 9	CNEL	27.5					15.0			23.6			8.9			12.3			19.4							16.5					
Parking 16: Spaces 9	Leq	30.5					18.0			26.6			11.9			15.4			22.4							19.5					
Parking 17: Spaces 10	CNEL	27.5					15.1			23.5			8.7			12.1			19.5							16.4					
Parking 17: Spaces 10	Leq	30.5					18.1			26.5			11.7			15.1			22.5							19.5					
Parking 18: Spaces 5	CNEL	23.8					11.3			19.5			4.4			9.2			16.0							12.7					
Parking 18: Spaces 5	Leq	26.8					14.3			22.5			7.5			12.2			19.0							15.7					
Parking 19: Spaces 6	CNEL	27.4					14.6			23.5			9.3			12.9			19.2							16.7					
Parking 19: Spaces 6	Leq	30.4					17.6			26.5			12.3			15.9			22.2							19.7					
Parking 20: Spaces 12	CNEL	30.5					17.8			26.5			11.9			15.4			22.5							19.7					
Parking 20: Spaces 12	Leq	33.5					20.9			29.5			14.9			18.4			25.5							22.7					
Parking 21: Spaces 10	CNEL	27.7					15.1			23.6			8.7			13.3			19.7							16.7					
Parking 21: Spaces 10	Leq	30.7					18.1			26.6			11.7			16.4			22.7							19.7					
Parking 22: Spaces 5	CNEL	26.0					13.3			22.0			7.7			11.2			17.3							15.5					
Parking 22: Spaces 5	Leq	29.0					16.3			25.1			10.7			14.2			20.3							18.5					
Parking 23: Spaces 10	CNEL	20.5					9.8			17.1			1.6			4.8			12.0							6.9					
Parking 23: Spaces 10	Leq	23.5					12.8			20.1			4.6			7.8			15.0							10.0					
Parking 24: Spaces 10	CNEL	19.9					9.3			16.4			1.0			4.2			11.4							5.8					
Parking 24: Spaces 10	Leq	22.9					12.3			19.4			4.0			7.2			14.4							8.8					

Duke Patterson Warehouse Contribution spectra - 001 - Duke Patterson Warehouse: Outdoor SP

23

Source	Time slice	Sum	25Hz	31.5Hz	40Hz	50Hz	63Hz	80Hz	100Hz	125Hz	160Hz	200Hz	250Hz	315Hz	400Hz	500Hz	630Hz	800Hz	1kHz	1.25kHz	1.6kHz	2kHz	2.5kHz	3.15kHz	4kHz	5kHz	6.3kHz	8kHz	10kHz							
		dB(A)	dB(A)	dB(A)	dB(A)	dB(A)	dB(A)	dB(A)	dB(A)	dB(A)	dB(A)	dB(A)	dB(A)	dB(A)	dB(A)	dB(A)	dB(A)	dB(A)	dB(A)	dB(A)	dB(A)	dB(A)	dB(A)	dB(A)	dB(A)	dB(A)	dB(A)	dB(A)	dB(A)							
Parking 25: Spaces 14	CNEL	22.6					12.2			19.2			3.8			7.0			14.2			16.3			8.3			-16.1								
Parking 25: Spaces 14	Leq	25.6					15.2			22.2			6.8			10.0			17.2			19.3			11.3			-13.1								
Parking 26: Spaces 10	CNEL	20.1					8.9			16.0			0.6			3.7			11.1			15.2			7.3			-17.9								
Parking 26: Spaces 10	Leq	23.1					11.9			19.0			3.6			6.8			14.1			18.2			10.3			-14.9								
Parking 27: Spaces 10	CNEL	18.6					8.3			15.2			-0.1			3.0			10.3			12.4			3.9			-22.3								
Parking 27: Spaces 10	Leq	21.7					11.3			18.2			2.9			6.0			13.3			15.4			6.9			-19.3								
Parking 28: Spaces 20	CNEL	24.0					13.8			20.6			5.3			8.4			15.7			17.6			9.1			-16.5								
Parking 28: Spaces 20	Leq	27.0					16.8			23.6			8.3			11.5			18.7			20.7			12.1			-13.5								
Parking 29: Spaces 9	CNEL	17.8					7.5			14.3			-0.9			2.2			9.4			11.2			5.0			-22.5								
Parking 29: Spaces 9	Leq	20.8					10.6			17.4			2.1			5.2			12.5			14.2			8.0			-19.5								
Parking 30: Spaces 3	CNEL	12.2					2.2			8.8			-6.4			-3.3			3.9			5.5			-1.1			-30.3								
Parking 30: Spaces 3	Leq	15.2					5.2			11.8			-3.4			-0.3			6.9			8.5			1.9			-27.3								
Trailer Stall 1: Spaces 72	CNEL	35.2	-13.2	-8.6	-4.5	-3.0	1.8	7.0	7.8	22.6	12.6	13.8	14.5	17.4	20.9	22.2	22.7	25.5	30.0	25.2	25.2	24.4	21.6	18.5	15.0	10.9	3.9	-4.9	-14.9							
Trailer Stall 1: Spaces 72	Leq	38.3	-10.2	-5.6	-1.5	0.0	4.8	10.0	10.8	25.6	15.7	16.8	17.5	20.4	24.0	25.2	25.7	28.5	33.0	28.2	28.2	27.4	24.6	21.5	18.0	13.9	6.9	-1.9	-11.8							
Trailer Stall 2: Spaces 47	CNEL	10.4	-27.6	-23.1	-19.3	-18.1	-13.7	-8.9	-11.2	3.1	-7.4	-5.7	-5.7	-3.7	-1.4	-1.0	-1.3	0.8	3.7	-1.4	-2.6	-4.9	-9.8	-15.7	-22.9	-32.5	-47.6	-68.4	-95.6							
Trailer Stall 2: Spaces 47	Leq	13.4	-24.5	-20.1	-16.3	-15.1	-10.7	-5.9	-8.1	6.1	-4.4	-2.7	-2.7	-0.7	1.6	2.1	1.7	3.8	6.7	1.7	0.4	-1.9	-6.8	-12.6	-19.9	-29.5	-44.6	-65.4	-92.6							
Trailer Stall 3: Spaces 22	CNEL	6.3	-32.8	-28.3	-24.4	-23.2	-18.6	-13.8	-16.0	-1.7	-12.2	-10.4	-10.3	-8.2	-5.9	-5.4	-5.8	-3.7	-0.8	-3.5	-4.8	-7.3	-12.4	-18.7	-26.6	-37.2	-53.9	-77.3								
Trailer Stall 3: Spaces 22	Leq	9.3	-29.8	-25.3	-21.4	-20.1	-15.6	-10.7	-13.0	1.3	-9.1	-7.3	-7.3	-5.2	-2.9	-2.4	-2.8	-0.7	2.2	-0.5	-1.8	-4.3	-9.4	-15.7	-23.6	-34.2	-50.9	-74.3								
Receiver R3 FIG		dB(A)	Lr,lim	dB(A)	CNEL 47.4 dB(A)		Leq 47.7 dB(A)																													
Back Up Alarm 1	CNEL	24.3					-3.2			3.5			8.4			14.6			18.7			20.5			16.5			2.8								
Back Up Alarm 1	Leq	24.8					-2.8			4.0			8.9			15.1			19.1			21.0			17.0			3.3								
Back Up Alarm 1	CNEL	24.2					-3.4			3.3			8.1			14.3			18.5			20.4			16.4			2.5								
Back Up Alarm 1	Leq	24.7					-3.0			3.8			8.5			14.8			19.0			20.9			16.9			3.0								
Back Up Alarm 1	CNEL	24.0					-3.6			3.1			7.7			14.0			18.3			20.3			16.3			2.2								
Back Up Alarm 1	Leq	24.5					-3.1			3.5			8.2			14.5			18.8			20.8			16.8			2.6								
Back Up Alarm 1	CNEL	23.9					-3.8			2.8			7.5			13.7			18.2			20.2			16.1			1.9								
Back Up Alarm 1	Leq	24.4					-3.3			3.3			7.9			14.2			18.7			20.7			16.6			2.3								
Back Up Alarm 1	CNEL	25.0					-2.5			4.5			9.7			15.9			19.3			20.9			17.0			4.1								
Back Up Alarm 1	Leq	25.5					-2.0			5.0			10.2			16.4			19.8			21.4			17.5			4.6								
Back Up Alarm 1	CNEL	24.8					-2.7			4.2			9.4			15.6			19.1			20.8			16.9			3.7								
Back Up Alarm 1	Leq	25.3					-2.2			4.7			9.8			16.1			19.6			21.3			17.4			4.2								
Back Up Alarm 1	CNEL	24.7					-2.9			4.0			9.0			15.3			19.0			20.7			16.8			3.4								
Back Up Alarm 1	Leq	25.1					-2.4			4.5			9.5			15.7			19.5			21.2			17.3			3.9								
Back Up Alarm 1	CNEL	24.5					-3.1			3.8			8.7			14.9			18.8			20.6			16.7			3.1								
Back Up Alarm 1	Leq	25.0					-2.6			4.3			9.2			15.4			19.3			21.1			17.1			3.6								
Back Up Alarm 1	CNEL	23.7					-3.9			2.6			7.2			13.4			18.0			20.1			16.0			1.5								

Duke Patterson Warehouse Contribution spectra - 001 - Duke Patterson Warehouse: Outdoor SP

23

Source	Time slice	Sum	25Hz	31.5Hz	40Hz	50Hz	63Hz	80Hz	100Hz	125Hz	160Hz	200Hz	250Hz	315Hz	400Hz	500Hz	630Hz	800Hz	1kHz	1.25kHz	1.6kHz	2kHz	2.5kHz	3.15kHz	4kHz	5kHz	6.3kHz	8kHz	10kHz
		dB(A)	dB(A)	dB(A)	dB(A)	dB(A)	dB(A)	dB(A)	dB(A)	dB(A)	dB(A)	dB(A)	dB(A)	dB(A)	dB(A)	dB(A)	dB(A)	dB(A)	dB(A)	dB(A)	dB(A)	dB(A)	dB(A)	dB(A)	dB(A)	dB(A)	dB(A)	dB(A)	dB(A)
Back Up Alarm 1	Leq	24.2					-3.4			3.1			7.6			13.9			18.5			20.5			16.5			2.0	
Back Up Alarm 1	CNEL	-0.7					-16.6			-14.2			-9.9			-6.9			-7.0			-5.8			-17.1			-50.4	
Back Up Alarm 1	Leq	-0.2					-16.1			-13.7			-9.4			-6.4			-6.5			-5.3			-16.6			-49.9	
Back Up Alarm 1	CNEL	-0.7					-16.6			-14.2			-9.9			-6.9			-7.0			-5.8			-17.1			-50.3	
Back Up Alarm 1	Leq	-0.2					-16.1			-13.7			-9.4			-6.4			-6.5			-5.3			-16.6			-49.9	
Back Up Alarm 1	CNEL	-0.7					-16.6			-14.2			-9.9			-6.9			-7.0			-5.8			-17.1			-50.3	
Back Up Alarm 1	Leq	-0.2					-16.1			-13.7			-9.4			-6.4			-6.5			-5.3			-16.6			-49.8	
Back Up Alarm 1	CNEL	-0.7					-16.6			-14.2			-9.9			-6.9			-7.0			-5.8			-17.1			-50.2	
Back Up Alarm 1	Leq	-0.2					-16.1			-13.7			-9.4			-6.4			-6.5			-5.3			-16.6			-49.8	
Back Up Alarm 1	CNEL	24.0					-4.1			2.4			6.9			13.1			17.9			20.6			16.8			1.4	
Back Up Alarm 1	Leq	24.5					-3.6			2.9			7.3			13.6			18.4			21.1			17.3			1.9	
Back Up Alarm 1	CNEL	23.9					-4.2			2.3			6.6			12.8			17.8			20.5			16.7			1.1	
Back Up Alarm 1	Leq	24.4					-3.7			2.7			7.1			13.3			18.3			21.0			17.2			1.6	
Back Up Alarm 1	CNEL	-0.7					-16.6			-14.2			-9.9			-6.9			-7.0			-5.8			-17.1			-50.5	
Back Up Alarm 1	Leq	-0.2					-16.1			-13.7			-9.4			-6.4			-6.5			-5.3			-16.6			-50.0	
Back Up Alarm 1	CNEL	-0.7					-16.6			-14.2			-9.9			-6.9			-7.0			-5.8			-17.1			-50.4	
Back Up Alarm 1	Leq	-0.2					-16.1			-13.7			-9.4			-6.4			-6.5			-5.3			-16.6			-50.0	
Back Up Alarm 1	CNEL	25.1					-2.3			4.8			10.1			16.1			19.5			21.0			17.2			4.4	
Back Up Alarm 1	Leq	25.6					-1.8			5.2			10.5			16.6			19.9			21.5			17.6			4.8	
Back Up Alarm 1	CNEL	27.0					0.8			8.1			13.9			18.9			21.4			22.4			18.7			8.0	
Back Up Alarm 1	Leq	27.5					1.2			8.6			14.3			19.4			21.9			22.8			19.2			8.5	
Back Up Alarm 1	CNEL	26.9					0.6			7.9			13.7			18.7			21.3			22.3			18.6			7.8	
Back Up Alarm 1	Leq	27.4					1.0			8.4			14.2			19.2			21.8			22.8			19.1			8.3	
Back Up Alarm 1	CNEL	26.8					0.3			7.7			13.5			18.6			21.2			22.2			18.5			7.6	
Back Up Alarm 1	Leq	27.2					0.8			8.2			14.0			19.0			21.6			22.7			19.0			8.1	
Back Up Alarm 1	CNEL	26.6					0.1			7.4			13.3			18.4			21.0			22.1			18.4			7.3	
Back Up Alarm 1	Leq	27.1					0.6			7.9			13.7			18.8			21.5			22.6			18.9			7.8	
Back Up Alarm 1	CNEL	27.3					1.3			8.7			14.3			19.3			21.7			22.6			19.0			8.6	
Back Up Alarm 1	Leq	27.8					1.8			9.2			14.8			19.8			22.2			23.1			19.4			9.1	
Back Up Alarm 1	CNEL	27.3					1.2			8.6			14.3			19.2			21.7			22.5			18.9			8.5	
Back Up Alarm 1	Leq	27.7					1.7			9.1			14.7			19.7			22.2			23.0			19.4			9.0	
Back Up Alarm 1	CNEL	27.2					1.1			8.5			14.2			19.2			21.6			22.5			18.9			8.4	
Back Up Alarm 1	Leq	27.7					1.6			9.0			14.6			19.6			22.1			23.0			19.3			8.9	
Back Up Alarm 1	CNEL	27.1					1.0			8.3			14.0			19.0			21.5			22.4			18.8			8.2	
Back Up Alarm 1	Leq	27.6					1.4			8.8			14.5			19.5			22.0			22.9			19.3			8.7	
Back Up Alarm 1	CNEL	26.5					-0.2			7.2			13.0			18.2			20.9			22.0			18.3			7.1	

Duke Patterson Warehouse Contribution spectra - 001 - Duke Patterson Warehouse: Outdoor SP

23

Source	Time slice	Sum	25Hz	31.5Hz	40Hz	50Hz	63Hz	80Hz	100Hz	125Hz	160Hz	200Hz	250Hz	315Hz	400Hz	500Hz	630Hz	800Hz	1kHz	1.25kHz	1.6kHz	2kHz	2.5kHz	3.15kHz	4kHz	5kHz	6.3kHz	8kHz	10kHz
		dB(A)	dB(A)	dB(A)	dB(A)	dB(A)	dB(A)	dB(A)	dB(A)	dB(A)	dB(A)	dB(A)	dB(A)	dB(A)	dB(A)	dB(A)	dB(A)	dB(A)	dB(A)	dB(A)	dB(A)	dB(A)	dB(A)	dB(A)	dB(A)	dB(A)	dB(A)	dB(A)	dB(A)
Back Up Alarm 1	Leq	27.0					0.3			7.7			13.5			18.6			21.4			22.5			18.7			7.6	
Back Up Alarm 1	CNEL	25.7					-1.5			5.8			11.5			17.0			20.1			21.4			17.6			5.6	
Back Up Alarm 1	Leq	26.2					-1.1			6.3			12.0			17.5			20.6			21.9			18.1			6.1	
Back Up Alarm 1	CNEL	25.6					-1.7			5.5			11.2			16.8			19.9			21.3			17.5			5.3	
Back Up Alarm 1	Leq	26.0					-1.3			6.0			11.6			17.3			20.4			21.8			18.0			5.8	
Back Up Alarm 1	CNEL	25.4					-1.9			5.3			10.8			16.6			19.8			21.2			17.4			5.0	
Back Up Alarm 1	Leq	25.9					-1.4			5.7			11.3			17.1			20.3			21.7			17.9			5.5	
Back Up Alarm 1	CNEL	25.3					-2.1			5.0			10.4			16.4			19.6			21.1			17.3			4.7	
Back Up Alarm 1	Leq	25.7					-1.6			5.5			10.9			16.8			20.1			21.6			17.8			5.2	
Back Up Alarm 1	CNEL	26.3					-0.5			6.9			12.8			17.9			20.7			21.9			18.1			6.8	
Back Up Alarm 1	Leq	26.8					0.0			7.4			13.2			18.4			21.2			22.3			18.6			7.3	
Back Up Alarm 1	CNEL	26.2					-0.7			6.6			12.5			17.7			20.6			21.8			18.0			6.5	
Back Up Alarm 1	Leq	26.7					-0.3			7.1			13.0			18.2			21.1			22.2			18.5			7.0	
Back Up Alarm 1	CNEL	26.0					-1.0			6.3			12.3			17.5			20.4			21.6			17.9			6.2	
Back Up Alarm 1	Leq	26.5					-0.6			6.8			12.7			18.0			20.9			22.1			18.3			6.7	
Back Up Alarm 1	CNEL	25.9					-1.3			6.0			11.9			17.3			20.3			21.5			17.7			5.9	
Back Up Alarm 1	Leq	26.3					-0.8			6.5			12.4			17.8			20.7			22.0			18.2			6.4	
Back Up Alarm 1	CNEL	-1.6					-16.6			-14.2			-9.9			-6.9			-7.0			-9.2			-20.2			-51.5	
Back Up Alarm 1	Leq	-1.1					-16.1			-13.7			-9.4			-6.4			-6.5			-8.8			-19.7			-51.1	
Back Up Alarm 1	CNEL	-1.6					-16.6			-14.2			-9.9			-6.9			-7.0			-9.2			-20.2			-51.5	
Back Up Alarm 1	Leq	-1.1					-16.1			-13.7			-9.4			-6.4			-6.5			-8.8			-19.7			-51.0	
Back Up Alarm 1	CNEL	-1.6					-16.6			-14.2			-9.9			-6.9			-7.0			-9.2			-20.2			-51.4	
Back Up Alarm 1	Leq	-1.1					-16.1			-13.7			-9.4			-6.4			-6.5			-8.7			-19.7			-51.0	
Back Up Alarm 1	CNEL	-1.6					-16.6			-14.2			-9.9			-6.9			-7.0			-9.2			-20.2			-51.4	
Back Up Alarm 1	Leq	-1.1					-16.1			-13.7			-9.4			-6.4			-6.5			-8.7			-19.7			-50.9	
Back Up Alarm 1	CNEL	-1.6					-16.6			-14.2			-9.9			-6.9			-7.0			-9.3			-20.3			-51.8	
Back Up Alarm 1	Leq	-1.1					-16.1			-13.7			-9.4			-6.4			-6.5			-8.8			-19.8			-51.3	
Back Up Alarm 1	CNEL	-1.6					-16.6			-14.2			-9.9			-6.9			-7.0			-9.2			-20.2			-51.7	
Back Up Alarm 1	Leq	-1.1					-16.1			-13.7			-9.4			-6.4			-6.5			-8.8			-19.8			-51.3	
Back Up Alarm 1	CNEL	-1.6					-16.6			-14.2			-9.9			-6.9			-7.0			-9.2			-20.2			-51.7	
Back Up Alarm 1	Leq	-1.1					-16.1			-13.7			-9.4			-6.4			-6.5			-8.8			-19.7			-51.2	
Back Up Alarm 1	CNEL	-1.6					-16.6			-14.2			-9.9			-6.9			-7.0			-9.2			-20.2			-51.6	
Back Up Alarm 1	Leq	-1.1					-16.1			-13.7			-9.4			-6.4			-6.5			-8.8			-19.7			-51.1	
Back Up Alarm 1	CNEL	-1.6					-16.6			-14.2			-9.9			-6.9			-7.0			-9.2			-20.2			-51.4	
Back Up Alarm 1	Leq	-1.1					-16.1			-13.7			-9.4			-6.4			-6.5			-8.7			-19.7			-50.9	
Back Up Alarm 1	CNEL	-1.6					-16.6			-14.2			-9.9			-6.9			-7.0			-9.2			-20.1			-51.2	

Duke Patterson Warehouse Contribution spectra - 001 - Duke Patterson Warehouse: Outdoor SP

23

Source	Time slice	Sum	25Hz	31.5Hz	40Hz	50Hz	63Hz	80Hz	100Hz	125Hz	160Hz	200Hz	250Hz	315Hz	400Hz	500Hz	630Hz	800Hz	1kHz	1.25kHz	1.6kHz	2kHz	2.5kHz	3.15kHz	4kHz	5kHz	6.3kHz	8kHz	10kHz				
		dB(A)	dB(A)	dB(A)	dB(A)	dB(A)	dB(A)	dB(A)	dB(A)	dB(A)	dB(A)	dB(A)	dB(A)	dB(A)	dB(A)	dB(A)	dB(A)	dB(A)	dB(A)	dB(A)	dB(A)	dB(A)	dB(A)	dB(A)	dB(A)	dB(A)	dB(A)	dB(A)	dB(A)				
Back Up Alarm 1	Leq	-1.1					-16.1			-13.8			-9.4			-6.4			-6.5										-19.9			-51.8	
Back Up Alarm 1	CNEL	-1.6					-16.6			-14.2			-9.9			-6.9			-7.0											-20.3			-52.2
Back Up Alarm 1	Leq	-1.1					-16.1			-13.8			-9.4			-6.4			-6.5											-19.9			-51.7
Back Up Alarm 1	CNEL	-1.6					-16.6			-14.2			-9.9			-6.9			-7.0											-20.3			-52.1
Back Up Alarm 1	Leq	-1.1					-16.1			-13.8			-9.4			-6.4			-6.5											-19.8			-51.6
Back Up Alarm 1	CNEL	-1.6					-16.6			-14.2			-9.9			-6.9			-7.0											-20.3			-52.0
Back Up Alarm 1	Leq	-1.1					-16.1			-13.7			-9.4			-6.4			-6.5											-19.8			-51.5
Back Up Alarm 1	CNEL	-1.6					-16.7			-14.3			-9.9			-6.9			-7.0											-20.5			-52.7
Back Up Alarm 1	Leq	-1.1					-16.2			-13.8			-9.5			-6.5			-6.6											-20.0			-52.2
Back Up Alarm 1	CNEL	-1.6					-16.6			-14.3			-9.9			-6.9			-7.0											-20.4			-52.6
Back Up Alarm 1	Leq	-1.1					-16.2			-13.8			-9.4			-6.5			-6.6											-20.0			-52.1
Back Up Alarm 1	CNEL	-1.6					-16.6			-14.2			-9.9			-6.9			-7.0											-20.4			-52.5
Back Up Alarm 1	Leq	-1.1					-16.2			-13.8			-9.4			-6.5			-6.6											-19.9			-52.0
Back Up Alarm 1	CNEL	-1.6					-16.6			-14.2			-9.9			-6.9			-7.0											-20.4			-52.4
Back Up Alarm 1	Leq	-1.1					-16.2			-13.8			-9.4			-6.4			-6.5											-19.9			-51.9
Back Up Alarm 1	CNEL	27.3					1.4			8.7			14.4			19.4			21.8											19.0			8.7
Back Up Alarm 1	Leq	27.8					1.8			9.2			14.9			19.8			22.2											19.5			9.2
Back Up Alarm 1	CNEL	0.3					-16.0			-13.3			-8.8			-5.8			-5.8											-16.5			-52.1
Back Up Alarm 1	Leq	0.8					-15.5			-12.9			-8.4			-5.3			-5.3											-16.0			-51.6
Back Up Alarm 1	CNEL	0.3					-16.0			-13.3			-8.8			-5.8			-5.8											-16.5			-52.1
Back Up Alarm 1	Leq	0.8					-15.5			-12.9			-8.4			-5.3			-5.3											-16.0			-51.6
Back Up Alarm 1	CNEL	0.3					-16.0			-13.3			-8.8			-5.8			-5.8											-16.5			-52.1
Back Up Alarm 1	Leq	0.8					-15.5			-12.9			-8.4			-5.3			-5.3											-16.0			-51.6
Back Up Alarm 1	CNEL	0.3					-16.0			-13.4			-8.8			-5.8			-5.8											-16.5			-52.2
Back Up Alarm 1	Leq	0.8					-15.5			-12.9			-8.4			-5.3			-5.3											-16.0			-51.7
Back Up Alarm 1	CNEL	0.3					-16.0			-13.4			-8.8			-5.8			-5.8											-16.5			-52.2
Back Up Alarm 1	Leq	0.8					-15.5			-12.9			-8.4			-5.3			-5.3											-16.0			-51.7
Back Up Alarm 1	CNEL	0.3					-16.0			-13.3			-8.8			-5.8			-5.8											-16.5			-52.1
Back Up Alarm 1	Leq	0.8					-15.5			-12.9			-8.4			-5.3			-5.3											-16.0			-51.7
Back Up Alarm 1	CNEL	0.3					-16.0			-13.4			-8.8			-5.8			-5.8											-16.5			-52.1
Back Up Alarm 1	Leq	0.8					-15.5			-12.9			-8.4			-5.3			-5.3											-16.0			-51.6
Back Up Alarm 1	CNEL	22.7					-6.8			-1.1			2.7			11.3			17.6											15.1			-3.8

Duke Patterson Warehouse Contribution spectra - 001 - Duke Patterson Warehouse: Outdoor SP

23

Source	Time slice	Sum	25Hz	31.5Hz	40Hz	50Hz	63Hz	80Hz	100Hz	125Hz	160Hz	200Hz	250Hz	315Hz	400Hz	500Hz	630Hz	800Hz	1kHz	1.25kHz	1.6kHz	2kHz	2.5kHz	3.15kHz	4kHz	5kHz	6.3kHz	8kHz	10kHz
		dB(A)	dB(A)	dB(A)	dB(A)	dB(A)	dB(A)	dB(A)	dB(A)	dB(A)	dB(A)	dB(A)	dB(A)	dB(A)	dB(A)	dB(A)	dB(A)	dB(A)	dB(A)	dB(A)	dB(A)	dB(A)	dB(A)	dB(A)	dB(A)	dB(A)	dB(A)	dB(A)	dB(A)
Back Up Alarm 1	Leq	23.2					-6.4			-0.7			3.2			11.8			18.1			19.5			15.6			-3.3	
Back Up Alarm 1	CNEL	22.6					-6.5			-0.9			2.9			9.1			17.6			19.1			15.1			-3.7	
Back Up Alarm 1	Leq	23.1					-6.1			-0.4			3.4			9.6			18.1			19.6			15.6			-3.2	
Back Up Alarm 1	CNEL	22.1					-6.4			-0.7			3.1			9.3			15.5			19.1			15.2			-3.6	
Back Up Alarm 1	Leq	22.6					-5.9			-0.2			3.6			9.8			15.9			19.6			15.7			-3.1	
Back Up Alarm 1	CNEL	22.2					-6.3			-0.5			3.3			9.5			15.6			19.1			15.2			-3.4	
Back Up Alarm 1	Leq	22.6					-5.8			-0.1			3.8			10.0			16.1			19.6			15.7			-2.9	
Back Up Alarm 1	CNEL	0.3					-16.0			-13.4			-8.9			-5.8			-5.8			-4.9			-16.5			-52.1	
Back Up Alarm 1	Leq	0.8					-15.5			-12.9			-8.4			-5.3			-5.3			-4.4			-16.0			-51.6	
Back Up Alarm 1	CNEL	0.3					-16.0			-13.4			-8.9			-5.8			-5.8			-4.9			-16.5			-52.1	
Back Up Alarm 1	Leq	0.8					-15.5			-12.9			-8.4			-5.3			-5.3			-4.4			-16.0			-51.6	
Back Up Alarm 1	CNEL	0.3					-16.1			-13.4			-8.9			-5.8			-5.8			-4.9			-16.8			-53.6	
Back Up Alarm 1	Leq	0.8					-15.6			-12.9			-8.4			-5.3			-5.3			-4.4			-16.3			-53.1	
Back Up Alarm 1	CNEL	0.3					-16.1			-13.4			-8.9			-5.8			-5.8			-4.9			-16.8			-53.7	
Back Up Alarm 1	Leq	0.8					-15.6			-12.9			-8.4			-5.3			-5.3			-4.4			-16.3			-53.2	
Back Up Alarm 1	CNEL	0.3					-16.0			-13.4			-8.8			-5.8			-5.8			-4.9			-16.5			-52.2	
Back Up Alarm 1	Leq	0.8					-15.5			-12.9			-8.4			-5.3			-5.3			-4.4			-16.0			-51.8	
Back Up Alarm 1	CNEL	0.3					-16.0			-13.4			-8.9			-5.8			-5.8			-4.9			-16.7			-53.4	
Back Up Alarm 1	Leq	0.8					-15.6			-12.9			-8.4			-5.3			-5.3			-4.4			-16.2			-52.9	
Back Up Alarm 1	CNEL	0.3					-16.1			-13.4			-8.9			-5.8			-5.8			-4.9			-16.7			-53.5	
Back Up Alarm 1	Leq	0.8					-15.6			-12.9			-8.4			-5.3			-5.3			-4.4			-16.3			-53.0	
Back Up Alarm 1	CNEL	0.3					-16.0			-13.4			-8.9			-5.8			-5.8			-4.9			-16.6			-52.9	
Back Up Alarm 1	Leq	0.8					-15.5			-12.9			-8.4			-5.3			-5.3			-4.4			-16.1			-52.4	
Back Up Alarm 1	CNEL	0.3					-16.0			-13.4			-8.9			-5.8			-5.8			-4.9			-16.6			-52.8	
Back Up Alarm 1	Leq	0.8					-15.5			-12.9			-8.4			-5.3			-5.3			-4.4			-16.1			-52.4	
Back Up Alarm 1	CNEL	0.3					-16.0			-13.4			-8.9			-5.8			-5.8			-4.9			-16.6			-53.0	
Back Up Alarm 1	Leq	0.8					-15.5			-12.9			-8.4			-5.3			-5.3			-4.4			-16.2			-52.5	
Back Up Alarm 1	CNEL	0.3					-16.0			-13.4			-8.9			-5.8			-5.8			-4.9			-16.7			-53.1	
Back Up Alarm 1	Leq	0.8					-15.5			-12.9			-8.4			-5.3			-5.3			-4.4			-16.2			-52.6	
Back Up Alarm 1	CNEL	0.3					-16.0			-13.4			-8.9			-5.8			-5.8			-4.9			-16.7			-53.2	
Back Up Alarm 1	Leq	0.8					-15.6			-12.9			-8.4			-5.3			-5.3			-4.4			-16.2			-52.7	
Back Up Alarm 1	CNEL	0.3					-16.0			-13.4			-8.9			-5.8			-5.8			-4.9			-16.7			-53.3	
Back Up Alarm 1	Leq	0.8					-15.6			-12.9			-8.4			-5.3			-5.3			-4.4			-16.2			-52.8	
Back Up Alarm 1	CNEL	0.3					-16.0			-13.4			-8.9			-5.8			-5.8			-4.9			-16.6			-52.7	
Back Up Alarm 1	Leq	0.8					-15.5			-12.9			-8.4			-5.3			-5.3			-4.4			-16.1			-52.3	
Back Up Alarm 1	CNEL	0.3					-16.0			-13.4			-8.9			-5.8			-5.8			-4.9			-16.5			-52.4	

Duke Patterson Warehouse Contribution spectra - 001 - Duke Patterson Warehouse: Outdoor SP

23

Source	Time slice	Sum	25Hz	31.5Hz	40Hz	50Hz	63Hz	80Hz	100Hz	125Hz	160Hz	200Hz	250Hz	315Hz	400Hz	500Hz	630Hz	800Hz	1kHz	1.25kHz	1.6kHz	2kHz	2.5kHz	3.15kHz	4kHz	5kHz	6.3kHz	8kHz	10kHz
		dB(A)	dB(A)	dB(A)	dB(A)	dB(A)	dB(A)	dB(A)	dB(A)	dB(A)	dB(A)	dB(A)	dB(A)	dB(A)	dB(A)	dB(A)	dB(A)	dB(A)	dB(A)	dB(A)	dB(A)	dB(A)	dB(A)	dB(A)	dB(A)	dB(A)	dB(A)	dB(A)	dB(A)
Back Up Alarm 1	Leq	0.8					-15.5			-12.9			-8.4			-5.3			-5.3			-4.4			-16.1			-51.9	
Back Up Alarm 1	CNEL	0.3					-16.0			-13.4			-8.9			-5.8			-5.8			-4.9			-16.5			-52.4	
Back Up Alarm 1	Leq	0.8					-15.5			-12.9			-8.4			-5.3			-5.3			-4.4			-16.0			-51.9	
Back Up Alarm 1	CNEL	0.3					-16.0			-13.4			-8.8			-5.8			-5.8			-4.9			-16.5			-52.3	
Back Up Alarm 1	Leq	0.8					-15.5			-12.9			-8.4			-5.3			-5.3			-4.4			-16.0			-51.8	
Back Up Alarm 1	CNEL	0.3					-16.0			-13.4			-8.8			-5.8			-5.8			-4.9			-16.5			-52.3	
Back Up Alarm 1	Leq	0.8					-15.5			-12.9			-8.4			-5.3			-5.3			-4.4			-16.0			-51.8	
Back Up Alarm 1	CNEL	0.3					-16.0			-13.4			-8.8			-5.8			-5.8			-4.9			-16.5			-52.3	
Back Up Alarm 1	Leq	0.8					-15.5			-12.9			-8.4			-5.3			-5.3			-4.4			-16.0			-51.8	
Back Up Alarm 1	CNEL	0.3					-16.0			-13.4			-8.9			-5.8			-5.8			-4.9			-16.6			-52.7	
Back Up Alarm 1	Leq	0.8					-15.5			-12.9			-8.4			-5.3			-5.3			-4.4			-16.1			-52.2	
Back Up Alarm 1	CNEL	0.3					-16.0			-13.4			-8.9			-5.8			-5.8			-4.9			-16.6			-52.6	
Back Up Alarm 1	Leq	0.8					-15.5			-12.9			-8.4			-5.3			-5.3			-4.4			-16.1			-52.1	
Back Up Alarm 1	CNEL	0.3					-16.0			-13.4			-8.9			-5.8			-5.8			-4.9			-16.6			-52.5	
Back Up Alarm 1	Leq	0.8					-15.5			-12.9			-8.4			-5.3			-5.3			-4.4			-16.1			-52.1	
Back Up Alarm 1	CNEL	0.3					-16.0			-13.4			-8.9			-5.8			-5.8			-4.9			-16.5			-52.5	
Back Up Alarm 1	Leq	0.8					-15.5			-12.9			-8.4			-5.3			-5.3			-4.4			-16.1			-52.0	
Back Up Alarm 1	CNEL	27.3					-1.5			5.7			11.4			16.9			23.5			23.5			19.7			7.3	
Back Up Alarm 1	Leq	27.8					-1.1			6.2			11.8			17.4			22.3			24.0			20.1			7.7	
Back Up Alarm 1	CNEL	26.7					-1.4			5.9			11.7			17.1			20.2			22.9			19.4			7.3	
Back Up Alarm 1	Leq	27.1					-0.9			6.4			12.2			17.6			20.6			23.4			19.9			7.7	
Back Up Alarm 1	CNEL	26.8					-1.0			6.3			12.1			17.4			20.3			23.0			19.5			7.4	
Back Up Alarm 1	Leq	27.3					-0.6			6.7			12.6			17.9			20.8			23.5			19.9			7.9	
Back Up Alarm 1	CNEL	26.8					-0.8			6.5			12.4			17.6			20.5			23.0			19.2			7.5	
Back Up Alarm 1	Leq	27.3					-0.3			7.0			12.9			18.1			21.0			23.5			19.7			7.9	
Back Up Alarm 1	CNEL	26.5					-0.5			6.8			12.7			17.8			20.7			21.8			19.3			7.6	
Back Up Alarm 1	Leq	27.0					-0.1			7.3			13.1			18.3			21.1			22.3			19.8			8.1	
Back Up Alarm 1	CNEL	27.4					-1.7			5.5			11.0			19.1			21.8			23.2			19.4			7.1	
Back Up Alarm 1	Leq	27.9					-1.2			5.9			11.5			19.6			22.2			23.7			19.9			7.6	
Back Up Alarm 1	CNEL	22.0					-4.7			1.7			6.4			12.6			16.8			18.0			13.4			-2.1	
Back Up Alarm 1	Leq	22.5					-4.2			2.2			6.9			13.1			17.2			18.5			13.9			-1.7	
Back Up Alarm 1	CNEL	21.8					-3.6			2.4			6.7			12.6			16.6			17.7			13.0			-2.5	
Back Up Alarm 1	Leq	22.2					-3.1			2.9			7.2			13.1			17.1			18.1			13.5			-2.0	
Back Up Alarm 1	CNEL	21.1					-3.8			2.2			7.0			11.9			16.1			16.8			12.3			-3.1	
Back Up Alarm 1	Leq	21.6					-3.3			2.7			7.5			12.4			16.5			17.3			12.8			-2.6	
Back Up Alarm 1	CNEL	20.5					-4.1			1.8			6.5			10.9			15.4			16.3			11.9			-3.8	
Back Up Alarm 1	Leq	21.0					-3.6			2.3			7.0			11.3			15.9			16.7			12.4			-3.3	
Back Up Alarm 1	CNEL	19.2					-5.8			-0.4			3.8			7.4			14.2			15.4			11.3			-4.0	

Duke Patterson Warehouse Contribution spectra - 001 - Duke Patterson Warehouse: Outdoor SP

23

Source	Time slice	Sum	25Hz	31.5Hz	40Hz	50Hz	63Hz	80Hz	100Hz	125Hz	160Hz	200Hz	250Hz	315Hz	400Hz	500Hz	630Hz	800Hz	1kHz	1.25kHz	1.6kHz	2kHz	2.5kHz	3.15kHz	4kHz	5kHz	6.3kHz	8kHz	10kHz
		dB(A)	dB(A)	dB(A)	dB(A)	dB(A)	dB(A)	dB(A)	dB(A)	dB(A)	dB(A)	dB(A)	dB(A)	dB(A)	dB(A)	dB(A)	dB(A)	dB(A)	dB(A)	dB(A)	dB(A)	dB(A)	dB(A)	dB(A)	dB(A)	dB(A)	dB(A)	dB(A)	dB(A)
Back Up Alarm 1	Leq	19.7					-5.3			0.1			4.3			7.9			14.7			15.9			11.8				-3.5
Back Up Alarm 1	CNEL	27.1					1.0			8.4			14.1			19.1			21.5			22.5			18.8				8.3
Back Up Alarm 1	Leq	27.6					1.5			8.9			14.6			19.6			22.0			22.9			19.3				8.8
Back Up Alarm 1	CNEL	27.2					1.2			8.5			14.2			19.2			21.6			22.5			18.9				8.5
Back Up Alarm 1	Leq	27.7					1.7			9.0			14.7			19.7			22.1			23.0			19.4				9.0
Back Up Alarm 1	CNEL	27.3					1.3			8.6			14.3			19.3			21.7			22.6			18.9				8.6
Back Up Alarm 1	Leq	27.8					1.8			9.1			14.8			19.8			22.2			23.0			19.4				9.1
Back Up Alarm 1	CNEL	27.3					1.3			8.7			14.4			19.3			21.7			22.6			19.0				8.7
Back Up Alarm 1	Leq	27.8					1.8			9.2			14.8			19.8			22.2			23.1			19.4				9.1
Back Up Alarm 1	CNEL	27.3					1.4			8.7			14.4			19.4			21.8			22.6			19.0				8.7
Back Up Alarm 1	Leq	27.8					1.9			9.2			14.9			19.8			22.2			23.1			19.5				9.2
Back Up Alarm 1	CNEL	27.0					0.9			8.2			13.9			18.9			21.4			22.4			18.7				8.2
Back Up Alarm 1	Leq	27.5					1.3			8.7			14.4			19.4			21.9			22.9			19.2				8.6
Back Up Alarm 1	CNEL	26.6					-0.3			7.1			12.9			18.1			20.8			21.9			19.4				7.8
Back Up Alarm 1	Leq	27.1					0.2			7.5			13.4			18.5			21.3			22.4			19.8				8.3
Back Up Alarm 1	CNEL	26.5					0.0			7.3			13.1			18.2			20.9			22.0			18.3				7.2
Back Up Alarm 1	Leq	27.0					0.5			7.8			13.6			18.7			21.4			22.5			18.8				7.7
Back Up Alarm 1	CNEL	26.7					0.2			7.6			13.3			18.4			21.1			22.1			18.4				7.5
Back Up Alarm 1	Leq	27.1					0.7			8.0			13.8			18.9			21.6			22.6			18.9				8.0
Back Up Alarm 1	CNEL	26.8					0.4			7.8			13.5			18.6			21.2			22.2			18.5				7.7
Back Up Alarm 1	Leq	27.3					0.9			8.3			14.0			19.1			21.7			22.7			19.0				8.2
Back Up Alarm 1	CNEL	26.9					0.7			8.0			13.8			18.8			21.3			22.3			18.6				8.0
Back Up Alarm 1	Leq	27.4					1.2			8.5			14.2			19.3			21.8			22.8			19.1				8.4
Back Up Alarm 1	CNEL	22.2					-3.9			2.2			6.2			12.4			17.0			18.3			13.8				-1.8
Back Up Alarm 1	Leq	22.7					-3.4			2.7			6.6			12.9			17.5			18.8			14.2				-1.4
Back Up Alarm 1	CNEL	21.6					-5.8			0.0			3.9			10.1			16.1			17.6			15.2				-1.5
Back Up Alarm 1	Leq	22.1					-5.3			0.5			4.4			10.6			16.6			18.0			15.7				-1.0
Back Up Alarm 1	CNEL	21.5					-6.0			-0.2			3.7			9.9			15.9			17.4			15.2				-3.0
Back Up Alarm 1	Leq	22.0					-5.5			0.3			4.2			10.4			16.4			17.9			15.7				-2.5
Back Up Alarm 1	CNEL	21.9					-6.1			-0.4			3.5			9.7			15.8			18.6			15.3				-3.2
Back Up Alarm 1	Leq	22.4					-5.7			0.1			3.9			10.1			16.2			19.1			15.7				-2.8
Back Up Alarm 1	CNEL	22.0					-5.3			0.6			4.5			10.7			16.5			18.0			15.5				-1.8
Back Up Alarm 1	Leq	22.5					-4.8			1.1			5.0			11.2			17.0			18.4			16.0				-1.4
Back Up Alarm 1	CNEL	21.9					-5.5			0.4			4.3			10.5			16.4			17.8			15.4				-1.0
Back Up Alarm 1	Leq	22.4					-5.0			0.9			4.8			11.0			16.8			18.3			15.9				-0.5
Back Up Alarm 1	CNEL	21.8					-5.7			0.2			4.1			10.3			16.2			17.7			15.3				-1.3

Duke Patterson Warehouse Contribution spectra - 001 - Duke Patterson Warehouse: Outdoor SP

23

Source	Time slice	Sum	25Hz	31.5Hz	40Hz	50Hz	63Hz	80Hz	100Hz	125Hz	160Hz	200Hz	250Hz	315Hz	400Hz	500Hz	630Hz	800Hz	1kHz	1.25kHz	1.6kHz	2kHz	2.5kHz	3.15kHz	4kHz	5kHz	6.3kHz	8kHz	10kHz
		dB(A)	dB(A)	dB(A)	dB(A)	dB(A)	dB(A)	dB(A)	dB(A)	dB(A)	dB(A)	dB(A)	dB(A)	dB(A)	dB(A)	dB(A)	dB(A)	dB(A)	dB(A)	dB(A)	dB(A)	dB(A)	dB(A)	dB(A)	dB(A)	dB(A)	dB(A)	dB(A)	dB(A)
Back Up Alarm 1	Leq	22.2					-5.2			0.7			4.5			10.8			16.7			18.2			15.8				-0.8
Back Up Alarm 1	CNEL	22.2					-4.5			1.5			5.4			11.6			17.0			18.2			14.7				-1.3
Back Up Alarm 1	Leq	22.7					-4.0			2.0			5.9			12.1			17.4			18.7			15.2				-0.8
Back Up Alarm 1	CNEL	22.2					-4.3			1.7			5.7			11.9			17.0			18.2			14.7				-1.3
Back Up Alarm 1	Leq	22.7					-3.8			2.2			6.1			12.4			17.5			18.7			15.2				-0.8
Back Up Alarm 1	CNEL	22.6					-4.1			2.0			5.9			12.1			17.0			19.0			14.6				-1.3
Back Up Alarm 1	Leq	23.1					-3.6			2.4			6.4			12.6			17.5			19.5			15.1				-0.9
Back Up Alarm 1	CNEL	22.1					-5.1			0.9			4.7			10.9			16.7			18.1			15.3				-1.5
Back Up Alarm 1	Leq	22.6					-4.6			1.3			5.2			11.4			17.2			18.6			15.8				-1.0
Back Up Alarm 1	CNEL	22.2					-4.9			1.1			4.9			11.1			16.8			18.2			15.3				-1.4
Back Up Alarm 1	Leq	22.7					-4.5			1.5			5.4			11.6			17.3			18.7			15.8				-0.9
Back Up Alarm 1	CNEL	22.2					-4.7			1.3			5.2			11.4			16.9			18.2			14.7				-1.3
Back Up Alarm 1	Leq	22.6					-4.2			1.8			5.7			11.9			17.4			18.7			15.2				-0.8
Back Up Alarm 2	CNEL	-6.0					-20.6			-18.9			-15.0			-12.2			-12.3			-11.7			-19.4				-49.4
Back Up Alarm 2	Leq	-5.5					-20.2			-18.4			-14.5			-11.7			-11.8			-11.2			-18.9				-48.9
Back Up Alarm 3	CNEL	-6.0					-20.6			-18.8			-14.9			-12.2			-12.3			-11.7			-19.3				-49.2
Back Up Alarm 3	Leq	-5.5					-20.1			-18.4			-14.5			-11.7			-11.8			-11.2			-18.8				-48.7
Back Up Alarm 4	CNEL	-5.9					-20.6			-18.8			-14.9			-12.1			-12.3			-11.6			-19.2				-49.0
Back Up Alarm 4	Leq	-5.4					-20.1			-18.3			-14.4			-11.7			-11.8			-11.1			-18.7				-48.5
Back Up Alarm 5	CNEL	-5.9					-20.6			-18.8			-14.9			-12.1			-12.3			-11.6			-19.2				-48.9
Back Up Alarm 5	Leq	-5.4					-20.1			-18.3			-14.4			-11.6			-11.8			-11.1			-18.7				-48.4
Back Up Alarm 6	CNEL	-5.9					-20.6			-18.8			-14.9			-12.1			-12.3			-11.5			-19.1				-48.7
Back Up Alarm 6	Leq	-5.4					-20.1			-18.3			-14.4			-11.6			-11.8			-11.1			-18.6				-48.2
Back Up Alarm 7	CNEL	-5.8					-20.6			-18.8			-14.9			-12.1			-12.2			-11.5			-19.0				-48.4
Back Up Alarm 7	Leq	-5.4					-20.1			-18.3			-14.4			-11.6			-11.8			-11.0			-18.5				-47.9
Back Up Alarm 8	CNEL	-5.8					-20.6			-18.8			-14.9			-12.1			-12.2			-11.4			-18.9				-48.3
Back Up Alarm 8	Leq	-5.3					-20.1			-18.3			-14.4			-11.6			-11.7			-10.9			-18.4				-47.8
Back Up Alarm 9	CNEL	-5.8					-20.5			-18.7			-14.9			-12.1			-12.2			-11.4			-18.9				-48.1
Back Up Alarm 9	Leq	-5.3					-20.1			-18.3			-14.4			-11.6			-11.7			-10.9			-18.4				-47.6
Back Up Alarm 10	CNEL	-5.8					-20.5			-18.7			-14.8			-12.1			-12.2			-11.4			-18.8				-48.0
Back Up Alarm 10	Leq	-5.3					-20.1			-18.3			-14.4			-11.6			-11.7			-10.9			-18.3				-47.5
Back Up Alarm 11	CNEL	-5.8					-20.5			-18.7			-14.8			-12.0			-12.1			-11.3			-18.8				-47.9
Back Up Alarm 11	Leq	-5.3					-20.0			-18.3			-14.4			-11.6			-11.7			-10.8			-18.3				-47.4
Back Up Alarm 12	CNEL	-5.7					-20.5			-18.7			-14.8			-12.0			-12.1			-11.3			-18.7				-47.8
Back Up Alarm 12	Leq	-5.3					-20.0			-18.2			-14.3			-11.6			-11.6			-10.8			-18.2				-47.3
Back Up Alarm 13	CNEL	-5.7					-20.5			-18.7			-14.8			-12.0			-12.1			-11.3			-18.7				-47.6

Duke Patterson Warehouse Contribution spectra - 001 - Duke Patterson Warehouse: Outdoor SP

23

Source	Time slice	Sum	25Hz	31.5Hz	40Hz	50Hz	63Hz	80Hz	100Hz	125Hz	160Hz	200Hz	250Hz	315Hz	400Hz	500Hz	630Hz	800Hz	1kHz	1.25kHz	1.6kHz	2kHz	2.5kHz	3.15kHz	4kHz	5kHz	6.3kHz	8kHz	10kHz
		dB(A)	dB(A)	dB(A)	dB(A)	dB(A)	dB(A)	dB(A)	dB(A)	dB(A)	dB(A)	dB(A)	dB(A)	dB(A)	dB(A)	dB(A)	dB(A)	dB(A)	dB(A)	dB(A)	dB(A)	dB(A)	dB(A)	dB(A)	dB(A)	dB(A)	dB(A)	dB(A)	dB(A)
Back Up Alarm 13	Leq	-5.2					-20.0			-18.2			-14.3			-11.5			-11.6			-10.8			-18.2			-47.2	
Back Up Alarm 14	CNEL	-5.7					-20.5			-18.7			-14.8			-12.0			-12.0			-11.2			-18.6			-47.4	
Back Up Alarm 14	Leq	-5.2					-20.0			-18.2			-14.3			-11.5			-11.6			-10.7			-18.1			-47.0	
Back Up Alarm 15	CNEL	-5.7					-20.5			-18.7			-14.8			-12.0			-12.0			-11.2			-18.5			-47.4	
Back Up Alarm 15	Leq	-5.2					-20.0			-18.2			-14.3			-11.5			-11.6			-10.7			-18.1			-46.9	
Back Up Alarm 16	CNEL	-5.7					-20.5			-18.7			-14.8			-12.0			-12.0			-11.2			-18.5			-47.3	
Back Up Alarm 16	Leq	-5.2					-20.0			-18.2			-14.3			-11.5			-11.5			-10.7			-18.0			-46.8	
Back Up Alarm 17	CNEL	-5.6					-20.5			-18.7			-14.8			-12.0			-12.0			-11.2			-18.5			-47.2	
Back Up Alarm 17	Leq	-5.2					-20.0			-18.2			-14.3			-11.5			-11.5			-10.7			-18.0			-46.7	
Back Up Alarm 18	CNEL	-5.6					-20.5			-18.7			-14.8			-12.0			-12.0			-11.1			-18.5			-47.1	
Back Up Alarm 18	Leq	-5.2					-20.0			-18.2			-14.3			-11.5			-11.5			-10.7			-18.0			-46.7	
Back Up Alarm 19	CNEL	-5.6					-20.5			-18.7			-14.8			-12.0			-12.0			-11.1			-18.4			-47.1	
Back Up Alarm 19	Leq	-5.1					-20.0			-18.2			-14.3			-11.5			-11.5			-10.6			-17.9			-46.6	
Back Up Alarm 20	CNEL	-5.6					-20.5			-18.7			-14.8			-12.0			-12.0			-11.1			-18.4			-47.0	
Back Up Alarm 20	Leq	-5.1					-20.0			-18.2			-14.3			-11.5			-11.5			-10.6			-17.9			-46.5	
Back Up Alarm 21	CNEL	-5.6					-20.5			-18.7			-14.8			-12.0			-11.9			-11.1			-18.4			-46.9	
Back Up Alarm 21	Leq	-5.1					-20.0			-18.2			-14.3			-11.5			-11.5			-10.6			-17.9			-46.4	
Back Up Alarm 22	CNEL	-5.6					-20.5			-18.7			-14.8			-12.0			-11.9			-11.1			-18.4			-46.9	
Back Up Alarm 22	Leq	-5.1					-20.0			-18.2			-14.3			-11.5			-11.5			-10.6			-17.9			-46.4	
Back Up Alarm 23	CNEL	-5.6					-20.5			-18.7			-14.8			-12.0			-11.9			-11.1			-18.3			-46.9	
Back Up Alarm 23	Leq	-5.1					-20.0			-18.2			-14.3			-11.5			-11.5			-10.6			-17.9			-46.4	
Back Up Alarm 24	CNEL	-5.6					-20.5			-18.7			-14.8			-12.0			-11.9			-11.1			-18.3			-46.9	
Back Up Alarm 24	Leq	-5.1					-20.0			-18.2			-14.3			-11.5			-11.4			-10.6			-17.9			-46.4	
Back Up Alarm 25	CNEL	-5.6					-20.5			-18.7			-14.8			-12.0			-11.9			-11.1			-18.3			-46.8	
Back Up Alarm 25	Leq	-5.1					-20.0			-18.2			-14.3			-11.5			-11.4			-10.6			-17.9			-46.4	
Back Up Alarm 26	CNEL	-5.6					-20.5			-18.7			-14.8			-12.0			-11.9			-11.1			-18.3			-46.8	
Back Up Alarm 26	Leq	-5.1					-20.0			-18.2			-14.3			-11.5			-11.4			-10.6			-17.8			-46.4	
Back Up Alarm 27	CNEL	-5.6					-20.5			-18.7			-14.8			-12.0			-11.9			-11.1			-18.3			-46.8	
Back Up Alarm 27	Leq	-5.1					-20.0			-18.2			-14.3			-11.5			-11.4			-10.6			-17.8			-46.4	
Back Up Alarm 28	CNEL	-5.6					-20.5			-18.7			-14.8			-12.0			-11.9			-11.1			-18.3			-46.9	
Back Up Alarm 28	Leq	-5.1					-20.0			-18.2			-14.3			-11.5			-11.4			-10.6			-17.9			-46.4	
Back Up Alarm 29	CNEL	-5.6					-20.5			-18.7			-14.8			-12.0			-11.9			-11.1			-18.3			-46.9	
Back Up Alarm 29	Leq	-5.1					-20.0			-18.2			-14.3			-11.5			-11.5			-10.6			-17.9			-46.4	
Back Up Alarm 30	CNEL	-5.6					-20.5			-18.7			-14.8			-12.0			-11.9			-11.1			-18.4			-46.9	
Back Up Alarm 30	Leq	-5.1					-20.0			-18.2			-14.3			-11.5			-11.5			-10.6			-17.9			-46.4	
Back Up Alarm 31	CNEL	-5.6					-20.5			-18.7			-14.8			-12.0			-11.9			-11.1			-18.4			-47.0	

Duke Patterson Warehouse Contribution spectra - 001 - Duke Patterson Warehouse: Outdoor SP

23

Source	Time slice	Sum	25Hz	31.5Hz	40Hz	50Hz	63Hz	80Hz	100Hz	125Hz	160Hz	200Hz	250Hz	315Hz	400Hz	500Hz	630Hz	800Hz	1kHz	1.25kHz	1.6kHz	2kHz	2.5kHz	3.15kHz	4kHz	5kHz	6.3kHz	8kHz	10kHz
		dB(A)	dB(A)	dB(A)	dB(A)	dB(A)	dB(A)	dB(A)	dB(A)	dB(A)	dB(A)	dB(A)	dB(A)	dB(A)	dB(A)	dB(A)	dB(A)	dB(A)	dB(A)	dB(A)	dB(A)	dB(A)	dB(A)	dB(A)	dB(A)	dB(A)	dB(A)	dB(A)	dB(A)
Back Up Alarm 31	Leq	-5.1					-20.0			-18.2			-14.3			-11.5			-11.5			-10.6			-17.9			-46.5	
Back Up Alarm 32	CNEL	-5.6					-20.5			-18.7			-14.8			-12.0			-12.0			-11.1			-18.4			-47.0	
Back Up Alarm 32	Leq	-5.1					-20.0			-18.2			-14.3			-11.5			-11.5			-10.6			-17.9			-46.5	
Back Up Alarm 33	CNEL	-5.6					-20.5			-18.7			-14.8			-12.0			-12.0			-11.1			-18.4			-47.0	
Back Up Alarm 33	Leq	-5.2					-20.0			-18.2			-14.3			-11.5			-11.5			-10.6			-17.9			-46.6	
Back Up Alarm 34	CNEL	-5.6					-20.5			-18.7			-14.8			-12.0			-12.0			-11.1			-18.4			-47.1	
Back Up Alarm 34	Leq	-5.2					-20.0			-18.2			-14.3			-11.6			-11.5			-10.7			-18.0			-46.6	
Back Up Alarm 35	CNEL	-5.7					-20.5			-18.7			-14.8			-12.1			-12.0			-11.2			-18.5			-47.2	
Back Up Alarm 35	Leq	-5.2					-20.0			-18.3			-14.4			-11.6			-11.5			-10.7			-18.0			-46.8	
Back Up Alarm 36	CNEL	-5.7					-20.5			-18.7			-14.9			-12.1			-12.0			-11.2			-18.5			-47.3	
Back Up Alarm 36	Leq	-5.2					-20.1			-18.3			-14.4			-11.6			-11.5			-10.7			-18.0			-46.8	
Back Up Alarm 37	CNEL	-5.7					-20.5			-18.8			-14.9			-12.1			-12.0			-11.2			-18.6			-47.4	
Back Up Alarm 37	Leq	-5.2					-20.1			-18.3			-14.4			-11.6			-11.6			-10.7			-18.1			-46.9	
Back Up Alarm 38	CNEL	-5.7					-20.6			-18.8			-14.9			-12.1			-12.1			-11.2			-18.6			-47.5	
Back Up Alarm 38	Leq	-5.2					-20.1			-18.3			-14.4			-11.6			-11.6			-10.8			-18.1			-47.0	
Back Up Alarm 39	CNEL	-5.7					-20.6			-18.8			-14.9			-12.1			-12.1			-11.3			-18.6			-47.6	
Back Up Alarm 39	Leq	-5.3					-20.1			-18.3			-14.4			-11.6			-11.6			-10.8			-18.2			-47.1	
Back Up Alarm 40	CNEL	-5.8					-20.6			-18.8			-14.9			-12.1			-12.1			-11.3			-18.7			-47.7	
Back Up Alarm 40	Leq	-5.3					-20.1			-18.3			-14.4			-11.6			-11.6			-10.8			-18.2			-47.2	
Back Up Alarm 41	CNEL	-5.8					-20.6			-18.8			-14.9			-12.1			-12.1			-11.3			-18.7			-47.8	
Back Up Alarm 41	Leq	-5.3					-20.1			-18.3			-14.4			-11.6			-11.7			-10.8			-18.3			-47.3	
Back Up Alarm 42	CNEL	-5.8					-20.6			-18.8			-14.9			-12.2			-12.2			-11.4			-18.8			-48.1	
Back Up Alarm 42	Leq	-5.4					-20.1			-18.4			-14.5			-11.7			-11.7			-10.9			-18.4			-47.6	
Back Up Alarm 43	CNEL	-5.9					-20.6			-18.8			-15.0			-12.2			-12.2			-11.4			-18.9			-48.2	
Back Up Alarm 43	Leq	-5.4					-20.2			-18.4			-14.5			-11.7			-11.7			-10.9			-18.4			-47.7	
Back Up Alarm 44	CNEL	-5.9					-20.6			-18.9			-15.0			-12.2			-12.2			-11.4			-18.9			-48.3	
Back Up Alarm 44	Leq	-5.4					-20.2			-18.4			-14.5			-11.7			-11.8			-11.0			-18.5			-47.8	
Back Up Alarm 45	CNEL	-5.9					-20.7			-18.9			-15.0			-12.2			-12.3			-11.5			-19.0			-48.5	
Back Up Alarm 45	Leq	-5.4					-20.2			-18.4			-14.5			-11.7			-11.8			-11.0			-18.5			-48.0	
Back Up Alarm 46	CNEL	-5.9					-20.7			-18.9			-15.0			-12.2			-12.3			-11.5			-19.1			-48.6	
Back Up Alarm 46	Leq	-5.5					-20.2			-18.4			-14.5			-11.7			-11.8			-11.0			-18.6			-48.1	
Back Up Alarm 47	CNEL	-6.0					-20.7			-18.9			-15.0			-12.2			-12.3			-11.6			-19.1			-48.8	
Back Up Alarm 47	Leq	-5.5					-20.2			-18.4			-14.5			-11.8			-11.8			-11.1			-18.7			-48.3	
Back Up Alarm 48	CNEL	-6.0					-20.7			-18.9			-15.0			-12.3			-12.4			-11.6			-19.2			-49.0	
Back Up Alarm 48	Leq	-5.5					-20.2			-18.5			-14.6			-11.8			-11.9			-11.1			-18.7			-48.5	
Back Up Alarm 50	CNEL	24.0					-5.9			0.2			4.2			12.7			17.0			20.8			17.2			1.0	

Duke Patterson Warehouse Contribution spectra - 001 - Duke Patterson Warehouse: Outdoor SP

23

Source	Time slice	Sum	25Hz	31.5Hz	40Hz	50Hz	63Hz	80Hz	100Hz	125Hz	160Hz	200Hz	250Hz	315Hz	400Hz	500Hz	630Hz	800Hz	1kHz	1.25kHz	1.6kHz	2kHz	2.5kHz	3.15kHz	4kHz	5kHz	6.3kHz	8kHz	10kHz
		dB(A)	dB(A)	dB(A)	dB(A)	dB(A)	dB(A)	dB(A)	dB(A)	dB(A)	dB(A)	dB(A)	dB(A)	dB(A)	dB(A)	dB(A)	dB(A)	dB(A)	dB(A)	dB(A)	dB(A)	dB(A)	dB(A)	dB(A)	dB(A)	dB(A)	dB(A)	dB(A)	dB(A)
Back Up Alarm 50	Leq	24.4					-5.4			0.7			4.7			13.2			17.5			21.3			17.7			1.5	
Back Up Alarm 51	CNEL	24.0					-5.7			0.4			4.5			12.9			17.2			20.9			17.3			1.3	
Back Up Alarm 51	Leq	24.5					-5.2			0.9			4.9			13.4			17.7			21.4			17.7			1.7	
Back Up Alarm 52	CNEL	23.3					-5.6			0.6			4.7			13.1			17.4			19.0			17.3			1.4	
Back Up Alarm 52	Leq	23.8					-5.1			1.1			5.2			13.6			17.9			19.5			17.8			1.9	
Back Up Alarm 53	CNEL	23.5					-5.4			0.8			7.1			13.3			17.6			19.2			17.4			2.0	
Back Up Alarm 53	Leq	24.0					-5.0			1.3			7.6			13.8			18.1			19.7			17.9			2.5	
Back Up Alarm 54	CNEL	23.6					-5.3			0.9			7.3			13.5			17.7			19.4			17.4			2.2	
Back Up Alarm 54	Leq	24.1					-4.8			1.4			7.8			14.0			18.2			19.8			17.9			2.7	
Back Up Alarm 55	CNEL	23.9					-5.0			1.3			7.7			13.9			18.1			19.7			17.3			2.4	
Back Up Alarm 55	Leq	24.4					-4.5			1.8			8.2			14.4			18.5			20.2			17.8			2.9	
Back Up Alarm 56	CNEL	24.0					-4.9			1.5			7.9			14.2			18.2			19.8			17.4			2.7	
Back Up Alarm 56	Leq	24.5					-4.4			2.0			8.4			14.6			18.7			20.3			17.9			3.2	
Back Up Alarm 57	CNEL	24.0					-4.7			1.7			8.2			14.4			18.4			20.0			16.4			3.0	
Back Up Alarm 57	Leq	24.5					-4.2			2.2			8.6			14.9			18.9			20.5			16.9			3.5	
Back Up Alarm 58	CNEL	24.1					-4.6			1.9			8.4			14.6			18.6			20.1			16.6			3.3	
Back Up Alarm 58	Leq	24.6					-4.1			2.4			8.9			15.1			19.0			20.6			17.1			3.8	
Back Up Alarm 59	CNEL	24.3					-4.4			2.1			8.6			14.8			18.7			20.3			16.8			3.6	
Back Up Alarm 59	Leq	24.8					-3.9			2.6			9.1			15.3			19.2			20.7			17.3			4.1	
Back Up Alarm 60	CNEL	24.5					-4.3			2.3			8.8			15.0			18.9			20.4			16.9			3.8	
Back Up Alarm 60	Leq	25.0					-3.8			2.8			9.3			15.5			19.4			20.9			17.4			4.3	
Back Up Alarm 61	CNEL	24.6					-4.1			2.5			9.0			15.2			19.0			20.5			17.1			4.0	
Back Up Alarm 61	Leq	25.1					-3.6			3.0			9.5			15.7			19.5			21.0			17.6			4.5	
Back Up Alarm 62	CNEL	24.9					-3.8			2.9			9.5			15.7			19.3			20.8			17.4			4.6	
Back Up Alarm 62	Leq	25.4					-3.3			3.4			9.9			16.2			19.8			21.3			17.8			5.1	
Back Up Alarm 63	CNEL	25.1					-3.7			3.1			9.7			15.9			19.5			20.9			17.5			4.8	
Back Up Alarm 63	Leq	25.6					-3.2			3.6			10.2			16.4			20.0			21.4			18.0			5.3	
Back Up Alarm 64	CNEL	25.2					-3.5			3.3			9.9			16.1			19.6			21.0			17.6			5.0	
Back Up Alarm 64	Leq	25.7					-3.0			3.7			10.4			16.6			20.1			21.5			18.1			5.5	
Back Up Alarm 65	CNEL	25.4					-3.4			3.5			10.1			16.3			19.8			21.2			17.7			5.3	
Back Up Alarm 65	Leq	25.8					-2.9			3.9			10.6			16.8			20.3			21.6			18.2			5.8	
Back Up Alarm 66	CNEL	25.5					-3.2			3.6			10.3			16.5			19.9			21.3			17.9			5.6	
Back Up Alarm 66	Leq	26.0					-2.7			4.1			10.8			17.0			20.4			21.7			18.3			6.0	
Back Up Alarm 67	CNEL	25.6					-3.1			3.8			10.5			16.7			20.0			21.4			18.0			5.8	
Back Up Alarm 67	Leq	26.1					-2.6			4.3			11.0			17.2			20.5			21.8			18.4			6.3	
Back Up Alarm 68	CNEL	25.8					-3.0			4.0			10.7			16.9			20.2			21.5			18.1			6.1	

Duke Patterson Warehouse Contribution spectra - 001 - Duke Patterson Warehouse: Outdoor SP

23

Source	Time slice	Sum	25Hz	31.5Hz	40Hz	50Hz	63Hz	80Hz	100Hz	125Hz	160Hz	200Hz	250Hz	315Hz	400Hz	500Hz	630Hz	800Hz	1kHz	1.25kHz	1.6kHz	2kHz	2.5kHz	3.15kHz	4kHz	5kHz	6.3kHz	8kHz	10kHz
		dB(A)	dB(A)	dB(A)	dB(A)	dB(A)	dB(A)	dB(A)	dB(A)	dB(A)	dB(A)	dB(A)	dB(A)	dB(A)	dB(A)	dB(A)	dB(A)	dB(A)	dB(A)	dB(A)	dB(A)	dB(A)	dB(A)	dB(A)	dB(A)	dB(A)	dB(A)	dB(A)	dB(A)
Back Up Alarm 68	Leq	26.2					-2.5			4.5			11.2			17.4			20.7			21.9			18.6			6.6	
Back Up Alarm 69	CNEL	26.0					-2.7			4.3			11.1			17.3			20.4			21.6			18.3			6.5	
Back Up Alarm 69	Leq	26.5					-2.2			4.8			11.6			17.8			20.9			22.1			18.7			7.0	
Back Up Alarm 70	CNEL	26.1					-2.6			4.4			11.2			17.5			20.5			21.7			18.3			6.7	
Back Up Alarm 70	Leq	26.6					-2.1			4.9			11.7			17.9			21.0			22.2			18.8			7.2	
Back Up Alarm 71	CNEL	26.2					-2.5			4.6			11.4			17.6			20.6			21.8			18.4			6.8	
Back Up Alarm 71	Leq	26.7					-2.0			5.0			11.9			18.1			21.1			22.3			18.9			7.3	
Back Up Alarm 72	CNEL	26.3					-2.4			4.7			11.5			17.8			20.7			21.8			18.5			7.0	
Back Up Alarm 72	Leq	26.7					-1.9			5.2			12.0			18.2			21.2			22.3			19.0			7.5	
Back Up Alarm 73	CNEL	26.3					-2.3			4.8			11.7			17.9			20.8			21.9			18.5			7.1	
Back Up Alarm 73	Leq	26.8					-1.8			5.3			12.2			18.4			21.3			22.4			19.0			7.6	
Back Up Alarm 74	CNEL	26.4					-2.2			4.9			11.8			18.0			20.8			21.9			18.6			7.3	
Back Up Alarm 74	Leq	26.9					-1.8			5.4			12.3			18.5			21.3			22.4			19.1			7.8	
Back Up Alarm 75	CNEL	26.5					-2.2			5.0			11.9			18.1			20.9			22.0			18.6			7.6	
Back Up Alarm 75	Leq	27.0					-1.7			5.4			12.4			18.6			21.4			22.5			19.1			8.1	
Back Up Alarm 76	CNEL	26.6					-2.1			5.1			12.0			18.2			21.0			22.0			18.7			7.8	
Back Up Alarm 76	Leq	27.0					-1.6			5.6			12.5			18.7			21.5			22.5			19.2			8.3	
Back Up Alarm 77	CNEL	26.6					-2.1			5.1			12.1			18.3			21.0			22.1			18.7			7.9	
Back Up Alarm 77	Leq	27.1					-1.6			5.6			12.5			18.8			21.5			22.5			19.2			8.4	
Back Up Alarm 78	CNEL	26.6					-2.1			5.1			12.1			18.3			21.0			22.1			18.7			8.0	
Back Up Alarm 78	Leq	27.1					-1.6			5.6			12.6			18.8			21.5			22.5			19.2			8.5	
Back Up Alarm 79	CNEL	26.6					-2.1			5.1			12.1			18.3			21.0			22.1			18.7			8.1	
Back Up Alarm 79	Leq	27.1					-1.6			5.6			12.6			18.8			21.5			22.5			19.2			8.5	
Back Up Alarm 80	CNEL	26.6					-2.1			5.1			12.0			18.3			21.0			22.1			18.7			7.9	
Back Up Alarm 80	Leq	27.1					-1.6			5.6			12.5			18.7			21.5			22.5			19.2			8.4	
Back Up Alarm 81	CNEL	26.7					-2.1			5.1			12.0			18.2			21.0			22.0			19.6			7.9	
Back Up Alarm 81	Leq	27.2					-1.6			5.6			12.5			18.7			21.5			22.5			20.1			8.3	
Back Up Alarm 82	CNEL	26.7					-2.1			5.0			11.9			18.2			20.9			22.0			19.6			7.9	
Back Up Alarm 82	Leq	27.2					-1.7			5.5			12.4			18.6			21.4			22.5			20.1			8.3	
Back Up Alarm 83	CNEL	26.6					-2.2			4.9			11.8			18.0			20.8			21.9			19.6			7.8	
Back Up Alarm 83	Leq	27.1					-1.8			5.3			12.2			18.5			21.3			22.4			20.1			8.3	
Back Up Alarm 84	CNEL	26.3					-2.3			4.8			11.6			17.8			20.7			21.9			18.5			7.1	
Back Up Alarm 84	Leq	26.8					-1.8			5.2			12.1			18.3			21.2			22.4			19.0			7.6	
Back Up Alarm 85	CNEL	26.2					-2.4			4.7			11.5			17.7			20.7			21.8			18.5			7.0	
Back Up Alarm 85	Leq	26.7					-1.9			5.2			12.0			18.2			21.2			22.3			18.9			7.5	
Back Up Alarm 86	CNEL	26.2					-2.5			4.6			11.4			17.6			20.6			21.8			18.4			6.9	

Duke Patterson Warehouse Contribution spectra - 001 - Duke Patterson Warehouse: Outdoor SP

23

Source	Time slice	Sum	25Hz	31.5Hz	40Hz	50Hz	63Hz	80Hz	100Hz	125Hz	160Hz	200Hz	250Hz	315Hz	400Hz	500Hz	630Hz	800Hz	1kHz	1.25kHz	1.6kHz	2kHz	2.5kHz	3.15kHz	4kHz	5kHz	6.3kHz	8kHz	10kHz
		dB(A)	dB(A)	dB(A)	dB(A)	dB(A)	dB(A)	dB(A)	dB(A)	dB(A)	dB(A)	dB(A)	dB(A)	dB(A)	dB(A)	dB(A)	dB(A)	dB(A)	dB(A)	dB(A)	dB(A)	dB(A)	dB(A)	dB(A)	dB(A)	dB(A)	dB(A)	dB(A)	dB(A)
Back Up Alarm 86	Leq	26.6					-2.0			5.0			11.8			18.1			21.1			22.2			18.9			7.4	
Back Up Alarm 87	CNEL	26.0					-2.6			4.4			11.2			17.4			20.5			21.7			18.3			6.7	
Back Up Alarm 87	Leq	26.5					-2.1			4.9			11.7			17.9			21.0			22.2			18.8			7.2	
Back Up Alarm 88	CNEL	25.9					-2.7			4.3			11.0			17.2			20.4			21.6			18.2			6.4	
Back Up Alarm 88	Leq	26.4					-2.2			4.8			11.5			17.7			20.8			22.1			18.7			6.9	
Back Up Alarm 89	CNEL	25.8					-2.8			4.1			10.8			17.1			20.2			21.5			18.1			6.1	
Back Up Alarm 89	Leq	26.3					-2.3			4.6			11.3			17.5			20.7			22.0			18.6			6.6	
Back Up Alarm 90	CNEL	25.6					-3.0			3.8			10.4			16.7			20.0			21.3			17.9			5.7	
Back Up Alarm 90	Leq	26.1					-2.5			4.3			10.9			17.1			20.5			21.8			18.4			6.1	
Back Up Alarm 91	CNEL	25.5					-3.1			3.7			10.2			16.5			19.9			21.2			17.8			5.4	
Back Up Alarm 91	Leq	25.9					-2.6			4.1			10.7			16.9			20.3			21.7			18.3			5.9	
Back Up Alarm 92	CNEL	25.3					-3.2			3.5			10.0			16.2			19.7			21.1			17.7			5.2	
Back Up Alarm 92	Leq	25.8					-2.8			4.0			10.5			16.7			20.2			21.6			18.2			5.7	
Back Up Alarm 93	CNEL	25.2					-3.3			3.3			9.8			16.0			19.6			21.0			17.6			4.9	
Back Up Alarm 93	Leq	25.7					-2.9			3.8			10.3			16.5			20.1			21.5			18.1			5.4	
Back Up Alarm 94	CNEL	25.0					-3.5			3.2			9.6			15.8			19.4			20.9			17.5			4.7	
Back Up Alarm 94	Leq	25.5					-3.0			3.6			10.1			16.3			19.9			21.4			17.9			5.1	
Back Up Alarm 95	CNEL	24.9					-3.6			3.0			9.4			15.6			19.3			20.8			17.3			4.3	
Back Up Alarm 95	Leq	25.4					-3.1			3.5			9.9			16.1			19.8			21.2			17.8			4.8	
Back Up Alarm 96	CNEL	24.8					-3.6			2.8			9.2			15.4			19.2			20.6			17.7			4.2	
Back Up Alarm 96	Leq	25.3					-3.2			3.3			9.7			15.9			19.6			21.1			18.2			4.7	
Back Up Alarm 97	CNEL	24.5					-4.2			2.3			8.7			15.0			18.8			20.4			17.4			3.7	
Back Up Alarm 97	Leq	25.0					-3.7			2.8			9.2			15.4			19.3			20.8			17.9			4.1	
Back Up Alarm 98	CNEL	24.4					-4.3			2.1			8.5			14.7			18.7			20.2			17.3			3.4	
Back Up Alarm 98	Leq	24.8					-3.9			2.6			9.0			15.2			19.1			20.7			17.8			3.8	
Back Up Alarm 99	CNEL	24.2					-4.5			1.9			8.3			14.5			18.5			20.1			17.1			3.0	
Back Up Alarm 99	Leq	24.7					-4.0			2.4			8.8			15.0			19.0			20.6			17.6			3.5	
Back Up Alarm 100	CNEL	22.9					-4.6			1.6			8.1			14.3			17.4			18.5			15.3			0.2	
Back Up Alarm 100	Leq	23.4					-4.1			2.1			8.6			14.8			17.9			19.0			15.8			0.7	
Back Up Alarm 101	CNEL	22.8					-4.7			1.5			7.9			14.1			17.3			18.4			15.2			-0.1	
Back Up Alarm 101	Leq	23.3					-4.2			2.0			8.4			14.6			17.8			18.9			15.6			0.4	
Back Up Alarm 102	CNEL	22.7					-4.7			1.3			7.7			13.9			17.2			18.3			15.0			-0.4	
Back Up Alarm 102	Leq	23.2					-4.3			1.8			8.1			14.4			17.7			18.8			15.5			0.1	
Back Up Alarm 103	CNEL	22.6					-4.8			1.2			7.5			13.7			17.1			18.2			14.9			-0.7	
Back Up Alarm 103	Leq	23.0					-4.3			1.7			7.9			14.2			17.6			18.7			15.4			-0.2	
Back Up Alarm 104	CNEL	22.1					-4.7			1.2			4.8			13.2			16.9			18.0			13.7			-1.7	

Duke Patterson Warehouse Contribution spectra - 001 - Duke Patterson Warehouse: Outdoor SP

23

Source	Time slice	Sum	25Hz	31.5Hz	40Hz	50Hz	63Hz	80Hz	100Hz	125Hz	160Hz	200Hz	250Hz	315Hz	400Hz	500Hz	630Hz	800Hz	1kHz	1.25kHz	1.6kHz	2kHz	2.5kHz	3.15kHz	4kHz	5kHz	6.3kHz	8kHz	10kHz
		dB(A)	dB(A)	dB(A)	dB(A)	dB(A)	dB(A)	dB(A)	dB(A)	dB(A)	dB(A)	dB(A)	dB(A)	dB(A)	dB(A)	dB(A)	dB(A)	dB(A)	dB(A)	dB(A)	dB(A)	dB(A)	dB(A)	dB(A)	dB(A)	dB(A)	dB(A)	dB(A)	dB(A)
Back Up Alarm 104	Leq	22.6					-4.2			1.6			5.3			13.7			17.4			18.5			14.2			-1.2	
Back Up Alarm 105	CNEL	21.6					-4.5			1.2			4.6			13.0			16.5			17.5			12.7			-3.3	
Back Up Alarm 105	Leq	22.1					-4.1			1.7			5.1			13.5			17.0			17.9			13.2			-2.8	
Back Up Alarm 106	CNEL	21.4					-5.6			0.4			4.4			12.9			16.4			17.3			12.6			-3.5	
Back Up Alarm 106	Leq	21.9					-5.1			0.9			4.9			13.3			16.8			17.8			13.1			-3.0	
Back Up Alarm 107	CNEL	21.3					-5.7			0.2			4.2			12.6			16.2			17.3			12.5			-3.3	
Back Up Alarm 107	Leq	21.8					-5.2			0.7			4.7			13.1			16.7			17.8			13.0			-2.8	
Back Up Alarm 108	CNEL	21.2					-5.7			0.1			4.0			12.4			16.1			17.2			12.4			-3.7	
Back Up Alarm 108	Leq	21.7					-5.3			0.6			4.5			12.9			16.6			17.7			12.9			-3.2	
Back Up Alarm 109	CNEL	21.4					-5.8			0.0			3.8			12.3			16.0			17.1			13.9			-3.9	
Back Up Alarm 109	Leq	21.9					-5.3			0.4			4.3			12.7			16.5			17.6			14.4			-3.4	
Back Up Alarm 110	CNEL	21.8					-5.8			-0.1			3.6			12.1			16.3			17.8			14.3			-2.6	
Back Up Alarm 110	Leq	22.2					-5.4			0.4			4.1			12.6			16.8			18.3			14.8			-2.1	
Back Up Alarm 111	CNEL	21.5					-5.9			-0.3			3.2			11.7			16.1			17.5			14.1			-3.3	
Back Up Alarm 111	Leq	22.0					-5.4			0.2			3.7			12.2			16.5			18.0			14.6			-2.8	
Back Up Alarm 112	CNEL	21.4					-5.9			-0.4			3.0			11.5			15.9			17.4			14.0			-3.4	
Back Up Alarm 112	Leq	21.9					-5.4			0.1			3.5			12.0			16.4			17.9			14.5			-2.9	
HVAC 1	CNEL	14.7	-33.2	-27.3	-23.3	-10.3	-5.4	-11.4	-3.6	-46.7	-2.8	-0.9	-1.0	0.8	1.6	2.4	6.1	7.7	3.3	4.7	5.2	2.1	1.4	-4.0	-6.5	-13.8	-21.5	-37.9	-59.2
HVAC 1	Leq	8.0	-39.9	-33.9	-30.0	-17.0	-12.0	-18.1	-10.3	-53.4	-9.5	-7.6	-7.7	-5.9	-5.0	-4.3	-0.5	1.0	-3.4	-2.0	-1.4	-4.6	-5.2	-10.6	-13.2	-20.4	-28.2	-44.5	-65.8
HVAC 1	CNEL	14.0	-33.8	-27.8	-23.8	-10.9	-5.9	-11.9	-4.4	-47.5	-3.6	-1.7	-1.8	0.0	0.9	1.7	5.4	7.1	2.6	4.0	4.6	1.4	0.7	-4.9	-7.7	-15.3	-23.7	-40.3	-63.3
HVAC 1	Leq	7.3	-40.4	-34.5	-30.5	-17.5	-12.6	-18.6	-11.1	-54.1	-10.2	-8.3	-8.5	-6.6	-5.8	-5.0	-1.3	0.4	-4.0	-2.6	-2.1	-5.3	-6.0	-11.5	-14.3	-22.0	-30.4	-46.9	-70.0
HVAC 1	CNEL	20.4	-27.7	-21.7	-17.8	-4.8	0.1	-5.9	2.0	-41.1	2.9	4.7	4.6	6.4	7.2	8.0	11.7	13.2	8.7	10.2	10.8	7.9	7.8	3.2	1.9	-3.2	-7.6	-18.9	-32.8
HVAC 1	Leq	13.7	-34.4	-28.4	-24.4	-11.5	-6.5	-12.6	-4.6	-47.7	-3.8	-1.9	-2.1	-0.3	0.5	1.3	5.0	6.5	2.1	3.5	4.2	1.3	1.1	-3.5	-4.7	-9.9	-14.3	-25.6	-39.5
HVAC 1	CNEL	20.7	-27.2	-21.2	-17.3	-4.3	0.6	-5.4	2.5	-40.6	3.3	5.2	5.0	6.8	7.6	8.3	12.0	13.5	9.0	10.5	11.1	8.2	8.0	3.4	2.2	-2.8	-7.0	-18.1	-31.5
HVAC 1	Leq	14.0	-33.9	-27.9	-23.9	-11.0	-6.0	-12.1	-4.2	-47.2	-3.3	-1.5	-1.6	0.2	0.9	1.7	5.4	6.8	2.4	3.8	4.4	1.5	1.3	-3.3	-4.4	-9.5	-13.7	-24.7	-38.2
HVAC 1	CNEL	17.6	-30.3	-24.3	-20.3	-7.4	-2.4	-8.5	-0.6	-43.6	0.3	2.1	2.0	3.8	4.6	5.4	9.1	10.5	6.1	7.5	8.1	5.0	4.7	-0.3	-2.0	-8.0	-13.7	-26.9	-43.5
HVAC 1	Leq	11.0	-36.9	-31.0	-27.0	-14.1	-9.1	-15.2	-7.2	-50.3	-6.4	-4.5	-4.7	-2.9	-2.1	-1.3	2.4	3.9	-0.6	0.8	1.4	-1.6	-2.0	-6.9	-8.7	-14.6	-20.3	-33.6	-50.2
HVAC 1	CNEL	16.2	-32.0	-26.0	-22.0	-9.0	-4.1	-10.1	-2.2	-45.2	-1.3	0.6	0.4	2.3	3.1	3.9	7.6	9.2	4.7	6.2	6.8	3.8	3.3	-1.8	-3.9	-10.5	-17.2	-31.9	-50.8
HVAC 1	Leq	9.6	-38.6	-32.7	-28.7	-15.7	-10.7	-16.8	-8.8	-51.9	-8.0	-6.1	-6.2	-4.4	-3.6	-2.8	1.0	2.5	-1.9	-0.5	0.1	-2.9	-3.4	-8.5	-10.6	-17.2	-23.8	-38.6	-57.5
HVAC 1	CNEL	16.4	-31.6	-25.7	-21.7	-8.7	-3.8	-9.8	-1.9	-45.0	-1.0	0.8	0.7	2.5	3.3	4.1	7.8	9.3	4.9	6.3	6.9	3.9	3.4	-1.7	-3.8	-10.2	-16.7	-31.2	-49.6
HVAC 1	Leq	9.7	-38.3	-32.3	-28.4	-15.4	-10.4	-16.5	-8.5	-51.6	-7.7	-5.8	-6.0	-4.1	-3.3	-2.6	1.2	2.7	-1.8	-0.4	0.2	-2.8	-3.3	-8.4	-10.4	-16.9	-23.4	-37.8	-56.3
HVAC 1	CNEL	15.5	-32.5	-26.6	-22.6	-9.6	-4.7	-10.7	-2.8	-45.9	-2.0	-0.1	-0.2	1.6	2.4	3.2	7.0	8.4	4.0	5.4	6.0	2.9	2.3	-2.9	-5.2	-12.1	-19.2	-34.6	-54.5
HVAC 1	Leq	8.8	-39.2	-33.2	-29.3	-16.3	-11.4	-17.4	-9.5	-52.5	-8.6	-6.7	-6.9	-5.0	-4.2	-3.4	0.3	1.8	-2.7	-1.2	-0.7	-3.8	-4.3	-9.6	-11.9	-18.7	-25.9	-41.3	-61.1
HVAC 1	CNEL	13.9	-33.9	-27.9	-23.9	-11.0	-6.0	-12.1	-4.6	-47.6	-3.7	-1.8	-2.0	-0.1	0.7	1.5	5.3	7.0	2.6	4.0	4.5	1.4	0.6	-4.9	-7.8	-15.5	-24.0	-40.8	-64.2
HVAC 1	Leq	7.2	-40.5	-34.6	-30.6	-17.6	-12.7	-18.7	-11.2	-54.3	-10.4	-8.5	-8.6	-6.8	-5.9	-5.1	-1.4	0.3	-4.1	-2.7	-2.1	-5.3	-6.0	-11.6	-14.4	-22.2	-30.7	-47.5	-70.9
HVAC 1	CNEL	14.6	-33.4	-27.4	-23.4	-10.5	-5.5	-11.5	-3.8	-46.9	-3.0	-1.1	-1.2	0.6	1.5	2.3	6.0	7.6	3.2	4.6	5.2	2.1	1.4	-4.0	-6.6	-13.9	-21.8	-38.4	-60.1

Duke Patterson Warehouse Contribution spectra - 001 - Duke Patterson Warehouse: Outdoor SP

23

Source	Time slice	Sum	25Hz	31.5Hz	40Hz	50Hz	63Hz	80Hz	100Hz	125Hz	160Hz	200Hz	250Hz	315Hz	400Hz	500Hz	630Hz	800Hz	1kHz	1.25kHz	1.6kHz	2kHz	2.5kHz	3.15kHz	4kHz	5kHz	6.3kHz	8kHz	10kHz
		dB(A)	dB(A)	dB(A)	dB(A)	dB(A)	dB(A)	dB(A)	dB(A)	dB(A)	dB(A)	dB(A)	dB(A)	dB(A)	dB(A)	dB(A)	dB(A)	dB(A)	dB(A)	dB(A)	dB(A)	dB(A)	dB(A)	dB(A)	dB(A)	dB(A)	dB(A)	dB(A)	dB(A)
HVAC 1	Leq	7.9	-40.0	-34.1	-30.1	-17.1	-12.2	-18.2	-10.5	-53.6	-9.7	-7.8	-7.9	-6.0	-5.2	-4.4	-0.7	0.9	-3.5	-2.1	-1.5	-4.6	-5.3	-10.7	-13.3	-20.6	-28.5	-45.1	-66.8
HVAC 1	CNEL	16.7	-31.1	-25.2	-21.2	-8.3	-3.3	-9.4	-1.4	-44.5	-0.6	1.3	1.1	2.9	3.7	4.4	8.1	9.6	5.1	6.5	7.1	4.0	3.5	-1.6	-3.6	-9.8	-16.1	-30.1	-47.9
HVAC 1	Leq	10.0	-37.8	-31.9	-27.9	-14.9	-10.0	-16.0	-8.1	-51.2	-7.3	-5.4	-5.6	-3.8	-3.0	-2.2	1.5	2.9	-1.6	-0.2	0.4	-2.7	-3.2	-8.3	-10.2	-16.5	-22.7	-36.7	-54.5
HVAC 1	CNEL	15.7	-32.2	-26.2	-22.2	-9.3	-4.3	-10.4	-2.4	-45.5	-1.6	0.3	0.1	1.9	2.7	3.5	7.2	8.6	4.2	5.6	6.1	3.0	2.4	-2.8	-5.0	-11.7	-18.6	-33.6	-52.9
HVAC 1	Leq	9.0	-38.8	-32.9	-28.9	-15.9	-11.0	-17.0	-9.1	-52.2	-8.3	-6.4	-6.6	-4.7	-3.9	-3.2	0.5	2.0	-2.5	-1.1	-0.6	-3.7	-4.3	-9.5	-11.7	-18.4	-25.3	-40.3	-59.6
HVAC 1	CNEL	14.1	-33.7	-27.7	-23.7	-10.8	-5.8	-11.8	-4.3	-47.3	-3.4	-1.5	-1.7	0.2	1.0	1.8	5.5	7.1	2.7	4.1	4.6	1.4	0.7	-4.8	-7.6	-15.2	-23.5	-39.9	-62.6
HVAC 1	Leq	7.4	-40.3	-34.4	-30.4	-17.4	-12.5	-18.5	-10.9	-54.0	-10.1	-8.2	-8.3	-6.5	-5.7	-4.9	-1.2	0.5	-4.0	-2.6	-2.0	-5.2	-6.0	-11.5	-14.3	-21.8	-30.1	-46.5	-69.3
HVAC 1	CNEL	14.8	-33.1	-27.1	-23.2	-10.2	-5.3	-11.3	-3.5	-46.5	-2.6	-0.8	-0.9	0.9	1.8	2.5	6.3	7.8	3.3	4.7	5.3	2.1	1.5	-3.9	-6.4	-13.6	-21.2	-37.4	-58.4
HVAC 1	Leq	8.1	-39.8	-33.8	-29.8	-16.9	-11.9	-18.0	-10.1	-53.2	-9.3	-7.4	-7.6	-5.7	-4.9	-4.1	-0.4	1.1	-3.3	-1.9	-1.4	-4.6	-5.2	-10.6	-13.1	-20.3	-27.9	-44.1	-65.1
HVAC 1	CNEL	14.8	-33.0	-27.1	-23.1	-10.1	-5.2	-11.2	-3.3	-46.4	-2.5	-0.6	-0.8	1.1	1.9	2.6	6.3	7.8	3.4	4.8	5.3	2.1	1.5	-3.9	-6.4	-13.5	-21.0	-37.1	-57.8
HVAC 1	Leq	8.2	-39.7	-33.7	-29.7	-16.8	-11.8	-17.9	-10.0	-53.1	-9.2	-7.3	-7.4	-5.6	-4.8	-4.0	-0.3	1.2	-3.3	-1.9	-1.4	-4.5	-5.2	-10.6	-13.0	-20.2	-27.7	-43.7	-64.5
HVAC 1	CNEL	18.9	-29.1	-23.1	-19.1	-6.2	-1.2	-7.3	0.7	-42.4	1.5	3.3	3.2	5.0	5.8	6.6	10.3	11.7	7.3	8.7	9.3	6.4	6.1	1.3	-0.2	-5.7	-10.8	-23.0	-38.3
HVAC 1	Leq	12.2	-35.7	-29.8	-25.8	-12.8	-7.9	-13.9	-6.0	-49.1	-5.2	-3.3	-3.5	-1.6	-0.9	-0.1	3.6	5.1	0.6	2.1	2.7	-0.3	-0.6	-5.4	-6.8	-12.4	-17.4	-29.7	-44.9
HVAC 1	CNEL	19.1	-28.7	-22.7	-18.8	-5.8	-0.9	-6.9	1.0	-42.1	1.8	3.7	3.5	5.3	6.1	6.8	10.5	12.0	7.5	8.9	9.5	6.5	6.2	1.4	0.0	-5.4	-10.3	-22.3	-37.2
HVAC 1	Leq	12.4	-35.4	-29.4	-25.4	-12.5	-7.5	-13.6	-5.7	-48.8	-4.9	-3.0	-3.2	-1.4	-0.6	0.2	3.8	5.3	0.8	2.2	2.8	-0.2	-0.5	-5.2	-6.7	-12.1	-17.0	-29.0	-43.9
HVAC 1	CNEL	17.8	-30.0	-24.0	-20.1	-2.2	-8.2	-0.3	-43.4	0.5	2.4	2.2	4.0	4.8	5.5	9.2	10.7	6.2	7.6	8.2	5.1	4.7	-0.2	-1.9	-7.8	-13.3	-26.3	-42.7	
HVAC 1	Leq	11.1	-36.7	-30.7	-26.7	-13.8	-8.8	-14.9	-7.0	-50.0	-6.2	-4.3	-4.5	-2.6	-1.9	-1.1	2.6	4.0	-0.5	0.9	1.5	-1.6	-1.9	-6.9	-8.6	-14.4	-20.0	-33.0	-49.3
HVAC 1	CNEL	15.6	-32.3	-26.4	-22.4	-9.4	-4.5	-10.5	-2.6	-45.7	-1.8	0.1	0.0	1.8	2.6	3.4	7.1	8.6	4.1	5.5	6.1	2.9	2.4	-2.9	-5.1	-11.9	-18.9	-34.1	-53.6
HVAC 1	Leq	8.9	-39.0	-33.0	-29.1	-16.1	-11.1	-17.2	-9.3	-52.3	-8.4	-6.6	-6.7	-4.9	-4.1	-3.3	0.4	1.9	-2.6	-1.2	-0.6	-3.7	-4.3	-9.5	-11.8	-18.6	-25.5	-40.7	-60.3
HVAC 1	CNEL	16.6	-31.4	-25.4	-21.4	-8.5	-3.5	-9.6	-1.6	-44.7	-0.8	1.1	0.9	2.7	3.5	4.3	8.0	9.5	5.0	6.4	7.0	3.9	3.4	-1.7	-3.7	-10.0	-16.4	-30.6	-48.6
HVAC 1	Leq	9.9	-38.0	-32.1	-28.1	-15.1	-10.2	-16.2	-8.3	-51.4	-7.5	-5.6	-5.8	-3.9	-3.1	-2.4	1.3	2.8	-1.7	-0.3	0.3	-2.7	-3.2	-8.3	-10.3	-16.7	-23.0	-37.2	-55.3
HVAC 1	CNEL	15.3	-32.8	-26.8	-22.9	-9.9	-4.9	-11.0	-3.0	-46.1	-2.2	-0.3	-0.4	1.4	2.2	3.0	6.8	8.3	3.9	5.3	5.9	2.8	2.3	-3.0	-5.4	-12.3	-19.6	-35.3	-55.5
HVAC 1	Leq	8.7	-39.5	-33.5	-29.5	-16.6	-11.6	-17.6	-9.7	-52.8	-8.9	-7.0	-7.1	-5.3	-4.4	-3.6	0.1	1.6	-2.8	-1.4	-0.8	-3.9	-4.4	-9.7	-12.0	-19.0	-26.3	-41.9	-62.2
HVAC 1	CNEL	17.0	-31.5	-25.5	-21.5	-8.5	-3.6	-9.6	-1.7	-44.7	-0.8	1.1	1.0	2.9	3.7	4.5	8.3	9.8	5.5	7.0	7.6	4.7	4.3	-0.7	-2.6	-8.9	-15.2	-29.4	-47.5
HVAC 1	Leq	10.3	-38.1	-32.2	-28.2	-15.2	-10.2	-16.3	-8.3	-51.4	-7.5	-5.6	-5.7	-3.8	-3.0	-2.1	1.6	3.2	-1.2	0.3	1.0	-2.0	-2.4	-7.4	-9.3	-15.6	-21.9	-36.1	-54.2
HVAC 1	CNEL	15.0	-33.3	-27.3	-23.3	-10.3	-5.4	-11.4	-3.6	-46.7	-2.7	-0.8	-1.0	0.9	1.8	2.6	6.4	8.0	3.6	5.1	5.7	2.7	2.1	-3.2	-5.7	-12.8	-20.5	-35.1	-56.6
HVAC 1	Leq	8.3	-39.9	-34.0	-30.0	-17.0	-12.0	-18.1	-10.3	-53.3	-9.4	-7.5	-7.6	-5.8	-4.9	-4.1	-0.3	1.3	-3.1	-1.6	-1.0	-4.0	-4.6	-9.9	-12.3	-19.5	-27.2	-41.7	-63.3
HVAC 1	CNEL	15.8	-32.7	-26.7	-22.7	-9.8	-4.8	-10.8	-2.9	-45.9	-2.0	-0.1	-0.2	1.7	2.5	3.4	7.1	8.7	4.3	5.8	6.5	3.5	3.0	-2.1	-4.4	-11.1	-18.3	-32.0	-52.3
HVAC 1	Leq	9.1	-39.4	-33.4	-29.4	-16.4	-11.4	-17.5	-9.5	-52.6	-8.7	-6.8	-6.9	-5.0	-4.1	-3.3	0.5	2.0	-2.3	-0.8	-0.2	-3.2	-3.6	-8.8	-11.0	-17.8	-24.9	-38.7	-59.0
HVAC 1	CNEL	16.0	-32.3	-26.3	-22.4	-9.4	-4.4	-10.5	-2.5	-45.6	-1.7	0.2	0.1	2.0	2.8	3.6	7.4	8.9	4.6	6.0	6.7	3.6	3.2	-2.0	-4.1	-10.8	-17.7	-32.7	-52.1
HVAC 1	Leq	9.4	-39.0	-33.0	-29.0	-16.1	-11.1	-17.1	-9.2	-52.2	-8.3	-6.4	-6.5	-4.7	-3.8	-3.0	0.7	2.3	-2.1	-0.6	0.0	-3.0	-3.5	-8.6	-10.8	-17.5	-24.3	-39.4	-58.8
HVAC 1	CNEL	15.2	-33.1	-27.1	-23.1	-10.1	-5.2	-11.2	-3.3	-46.4	-2.5	-0.6	-0.7	1.2	2.0	2.8	6.6	8.1	3.7	5.2	5.8	2.7	2.2	-3.1	-5.5	-12.6	-20.0	-36.0	-56.7
HVAC 1	Leq	8.5	-39.7	-33.8	-29.8	-16.8	-11.8	-17.9	-10.0	-53.0	-9.1	-7.2	-7.4	-5.5	-4.7	-3.8	-0.1	1.5	-2.9	-1.5	-0.9	-3.9	-4.5	-9.8	-12.2	-19.2	-26.7	-42.7	-63.4
HVAC 1	CNEL	18.6	-30.3	-24.3	-20.4	-7.4	-2.4	-8.4	-0.5	-43.5	0.4	2.4	2.3	4.2	5.0	5.9	9.7	11.4	7.1	8.7	9.5	6.7	6.5	1.8	0.3	-5.4	-9.2	-22.6	-39.5
HVAC 1	Leq	11.9	-37.0	-31.0	-27.0	-14.0	-9.1	-15.1	-7.1	-50.2	-6.2	-4.3	-4.4	-2.5	-1.6	-0.8	3.1	4.7	0.4	2.0	2.8	0.0	-0.2	-4.9	-6.4	-12.1	-15.9	-29.2	-46.1
HVAC 1	CNEL	19.1	-29.6	-23.6	-19.7	-6.7	-1.7	-7.8	0.2	-42.9	1.1	3.0	2.9	4.8	5.6	6.5	10.3	11.9	7.5	9.1	9.9	7.0	6.9	2.2	0.8	-4.8	-10.0	-22.5	-38.3

Duke Patterson Warehouse Contribution spectra - 001 - Duke Patterson Warehouse: Outdoor SP

23

Source	Time slice	Sum	25Hz	31.5Hz	40Hz	50Hz	63Hz	80Hz	100Hz	125Hz	160Hz	200Hz	250Hz	315Hz	400Hz	500Hz	630Hz	800Hz	1kHz	1.25kHz	1.6kHz	2kHz	2.5kHz	3.15kHz	4kHz	5kHz	6.3kHz	8kHz	10kHz
		dB(A)	dB(A)	dB(A)	dB(A)	dB(A)	dB(A)	dB(A)	dB(A)	dB(A)	dB(A)	dB(A)	dB(A)	dB(A)	dB(A)	dB(A)	dB(A)	dB(A)	dB(A)	dB(A)	dB(A)	dB(A)	dB(A)	dB(A)	dB(A)	dB(A)	dB(A)	dB(A)	dB(A)
HVAC 1	Leq	12.4	-36.3	-30.3	-26.3	-13.4	-8.4	-14.4	-6.5	-49.5	-5.6	-3.7	-3.8	-1.9	-1.0	-0.2	3.6	5.2	0.9	2.4	3.2	0.4	0.2	-4.5	-5.9	-11.4	-16.7	-29.2	-45.0
HVAC 1	CNEL	16.7	-31.9	-25.9	-22.0	-9.0	-4.0	-10.0	-2.1	-45.1	-1.2	0.7	0.6	2.5	3.3	4.2	8.0	9.5	5.2	6.7	7.4	4.5	4.1	-0.9	-2.9	-9.3	-15.8	-28.8	-47.9
HVAC 1	Leq	10.0	-38.6	-32.6	-28.6	-15.6	-10.7	-16.7	-8.8	-51.8	-7.9	-6.0	-6.1	-4.2	-3.3	-2.5	1.3	2.9	-1.5	0.1	0.8	-2.2	-2.6	-7.6	-9.5	-16.0	-22.5	-35.5	-54.6
HVAC 1	CNEL	17.6	-31.1	-25.1	-21.2	-8.2	-3.2	-9.2	-1.3	-44.3	-0.4	1.5	1.4	3.3	4.2	5.0	8.8	10.4	6.1	7.7	8.4	5.6	5.3	0.4	-1.3	-7.3	-13.4	-25.6	-43.6
HVAC 1	Leq	11.0	-37.8	-31.8	-27.8	-14.8	-9.9	-15.9	-7.9	-51.0	-7.1	-5.1	-5.2	-3.4	-2.5	-1.6	2.2	3.8	-0.6	1.0	1.8	-1.1	-1.4	-6.2	-8.0	-14.0	-20.0	-32.3	-50.3
HVAC 1	CNEL	18.0	-30.6	-24.6	-20.6	-7.6	-2.7	-8.7	-0.7	-43.8	0.1	2.0	1.9	3.8	4.7	5.5	9.3	10.8	6.5	8.0	8.7	5.8	5.6	0.7	-0.9	-6.8	-12.6	-25.9	-42.9
HVAC 1	Leq	11.3	-37.2	-31.3	-27.3	-14.3	-9.3	-15.4	-7.4	-50.5	-6.5	-4.6	-4.7	-2.9	-2.0	-1.2	2.6	4.2	-0.2	1.3	2.1	-0.8	-1.1	-5.9	-7.6	-13.5	-19.3	-32.6	-49.5
HVAC 1	CNEL	20.0	-28.3	-22.3	-18.4	-5.4	-0.4	-6.5	1.5	-41.6	2.3	4.2	4.1	5.9	6.7	7.5	11.3	12.8	8.4	9.9	10.6	7.7	7.5	2.9	1.6	-3.7	-8.3	-20.0	-34.5
HVAC 1	Leq	13.3	-35.0	-29.0	-25.0	-12.1	-7.1	-13.2	-5.2	-48.3	-4.4	-2.5	-2.6	-0.8	0.1	0.8	4.6	6.1	1.7	3.2	3.9	1.0	0.8	-3.8	-5.1	-10.3	-15.0	-26.7	-41.1
HVAC 1	CNEL	17.2	-31.0	-25.1	-21.1	-8.1	-3.1	-9.2	-1.2	-44.3	-0.4	1.5	1.4	3.2	4.0	4.8	8.6	10.1	5.7	7.2	7.8	4.8	4.4	-0.5	-2.4	-8.5	-14.6	-28.4	-46.0
HVAC 1	Leq	10.6	-37.7	-31.7	-27.8	-14.8	-9.8	-15.9	-7.9	-51.0	-7.1	-5.2	-5.3	-3.4	-2.6	-1.8	1.9	3.4	-1.0	0.5	1.1	-1.8	-2.2	-7.2	-9.0	-15.2	-21.3	-35.1	-52.7
HVAC 1	CNEL	18.3	-30.0	-24.1	-20.2	-7.1	-2.1	-8.2	-0.2	-43.3	0.6	2.5	2.4	4.2	5.1	5.9	9.6	11.2	6.8	8.3	9.0	6.1	5.8	1.0	-0.6	-6.4	-11.9	-24.8	-41.1
HVAC 1	Leq	11.7	-36.7	-30.7	-26.8	-13.8	-8.8	-14.9	-6.9	-50.0	-6.1	-4.2	-4.3	-2.4	-1.6	-0.8	3.0	4.5	0.1	1.6	2.3	-0.6	-0.9	-5.7	-7.3	-13.1	-18.6	-31.5	-47.8
HVAC 1	CNEL	18.6	-29.5	-23.6	-19.6	-6.6	-1.7	-7.7	0.2	-42.8	1.1	3.0	2.8	4.7	5.5	6.3	10.0	11.5	7.1	8.5	9.2	6.2	5.9	1.2	-0.4	-6.0	-11.3	-23.9	-39.6
HVAC 1	Leq	12.0	-36.2	-30.2	-26.3	-13.3	-8.3	-14.4	-6.4	-49.5	-5.6	-3.7	-3.8	-2.0	-1.2	-0.4	3.3	4.8	0.4	1.9	2.5	-0.4	-0.7	-5.5	-7.1	-12.7	-18.0	-30.5	-46.3
HVAC 1	CNEL	17.5	-30.7	-24.7	-20.7	-7.7	-2.8	-8.8	-0.9	-44.0	0.0	1.8	1.7	3.5	4.3	5.1	8.8	10.3	5.9	7.3	8.0	5.0	4.6	-0.4	-2.2	-8.2	-14.1	-27.6	-44.7
HVAC 1	Leq	10.8	-37.3	-31.3	-27.4	-14.4	-9.4	-15.5	-7.5	-50.6	-6.7	-4.8	-5.0	-3.1	-2.3	-1.6	2.2	3.7	-0.8	0.7	1.3	-1.7	-2.1	-7.1	-8.8	-14.9	-20.8	-34.3	-51.3
HVAC 1	CNEL	13.6	-34.2	-28.2	-24.3	-11.3	-6.3	-12.4	-5.0	-48.1	-4.1	-2.2	-2.4	-0.5	0.4	1.2	5.0	6.7	2.3	3.8	4.4	1.2	0.5	-5.1	-8.1	-16.0	-24.9	-43.0	-65.3
HVAC 1	Leq	7.0	-40.9	-34.9	-30.9	-18.0	-13.0	-19.0	-11.7	-54.7	-10.8	-8.9	-9.0	-7.2	-6.3	-5.5	-1.7	0.1	-4.3	-2.9	-2.3	-5.5	-6.2	-11.8	-14.7	-22.7	-31.5	-49.6	-72.0
HVAC 1	CNEL	14.3	-33.7	-27.8	-23.8	-10.8	-5.8	-11.9	-4.3	-47.4	-3.5	-1.6	-1.7	0.2	1.0	1.9	5.6	7.3	3.0	4.4	5.0	1.9	1.3	-4.2	-6.9	-14.4	-22.7	-39.9	-61.0
HVAC 1	Leq	7.6	-40.4	-34.4	-30.5	-17.5	-12.5	-18.5	-11.0	-54.0	-10.1	-8.2	-8.3	-6.5	-5.6	-4.8	-1.0	0.7	-3.7	-2.2	-1.6	-4.8	-5.4	-10.9	-13.6	-21.1	-29.4	-46.6	-67.6
HVAC 1	CNEL	14.5	-33.6	-27.6	-23.6	-10.6	-5.7	-11.7	-4.1	-47.1	-3.2	-1.3	-1.4	0.4	1.3	2.1	5.8	7.5	3.1	4.5	5.1	2.0	1.3	-4.1	-6.7	-14.2	-22.2	-39.1	-61.2
HVAC 1	Leq	7.8	-40.2	-34.3	-30.3	-17.3	-12.3	-18.4	-10.7	-53.8	-9.9	-8.0	-8.1	-6.2	-5.4	-4.6	-0.8	0.8	-3.6	-2.1	-1.5	-4.7	-5.3	-10.8	-13.4	-20.8	-28.9	-45.8	-67.9
HVAC 1	CNEL	13.8	-34.0	-28.0	-24.1	-11.1	-6.1	-12.2	-4.8	-47.8	-3.9	-2.0	-2.1	-0.3	0.6	1.4	5.1	6.9	2.5	3.9	4.5	1.3	0.6	-5.0	-7.9	-15.7	-24.4	-41.4	-65.2
HVAC 1	Leq	7.1	-40.7	-34.7	-30.7	-17.8	-12.8	-18.9	-11.4	-54.5	-10.6	-8.7	-8.8	-7.0	-6.1	-5.3	-1.5	0.2	-4.2	-2.8	-2.2	-5.4	-6.1	-11.7	-14.6	-22.4	-31.1	-48.1	-71.9
HVAC 1	CNEL	19.6	-28.9	-23.0	-19.0	-6.0	-1.1	-7.1	0.8	-42.2	1.7	3.6	3.5	5.4	6.2	7.0	10.8	12.3	8.0	9.5	10.2	7.4	7.2	2.6	1.2	-4.2	-9.1	-21.2	-36.3
HVAC 1	Leq	12.9	-35.6	-29.6	-25.7	-12.7	-7.7	-13.8	-5.8	-48.9	-5.0	-3.1	-3.2	-1.3	-0.5	0.3	4.1	5.7	1.3	2.8	3.6	0.7	0.5	-4.1	-5.5	-10.9	-15.8	-27.9	-43.0
HVAC 1	CNEL	14.1	-33.6	-27.6	-23.6	-10.7	-5.7	-11.8	-4.1	-47.2	-3.3	-1.4	-1.6	0.3	1.1	1.8	5.6	7.2	2.7	4.1	4.7	1.5	0.7	-4.8	-7.5	-15.1	-23.3	-39.5	-62.1
HVAC 1	Leq	7.5	-40.2	-34.3	-30.3	-17.3	-12.4	-18.4	-10.8	-53.9	-10.0	-8.1	-8.2	-6.4	-5.6	-4.8	-1.1	0.5	-3.9	-2.5	-2.0	-5.2	-5.9	-11.5	-14.2	-21.7	-29.9	-46.2	-68.8
HVAC 1	CNEL	17.3	-31.0	-25.0	-21.0	-8.0	-3.1	-9.1	-1.2	-44.2	-0.3	1.6	1.4	3.3	4.1	4.9	8.6	10.2	5.8	7.2	7.9	4.9	4.5	-0.5	-2.3	-8.4	-14.5	-28.2	-45.7
HVAC 1	Leq	10.6	-37.6	-31.7	-27.7	-14.7	-9.7	-15.8	-7.8	-50.9	-7.0	-5.1	-5.2	-3.4	-2.6	-1.8	2.0	3.5	-0.9	0.5	1.2	-1.8	-2.2	-7.1	-9.0	-15.1	-21.1	-34.9	-52.4
HVAC 1	CNEL	18.4	-30.0	-24.0	-20.0	-7.0	-2.1	-8.1	-0.1	-43.2	0.7	2.6	2.5	4.3	5.2	6.0	9.7	11.2	6.9	8.3	9.0	6.1	5.8	1.0	-0.6	-6.3	-11.8	-24.6	-40.8
HVAC 1	Leq	11.7	-36.6	-30.6	-26.7	-13.7	-8.7	-14.8	-6.8	-49.9	-6.0	-4.1	-4.2	-2.3	-1.5	-0.7	3.1	4.6	0.2	1.7	2.4	-0.6	-0.8	-5.7	-7.2	-13.0	-18.4	-31.3	-47.5
HVAC 1	CNEL	18.7	-29.5	-23.5	-19.5	-6.5	-1.6	-7.6	0.3	-42.8	1.2	3.0	2.9	4.7	5.6	6.3	10.0	11.5	7.1	8.6	9.2	6.3	6.0	1.2	-0.3	-5.9	-11.2	-23.7	-39.3
HVAC 1	Leq	12.0	-36.1	-30.2	-26.2	-13.2	-8.2	-14.3	-6.4	-49.4	-5.5	-3.6	-3.8	-1.9	-1.1	-0.3	3.4	4.9	0.5	1.9	2.6	-0.4	-0.7	-5.5	-7.0	-12.6	-17.8	-30.3	-46.0
HVAC 1	CNEL	17.5	-30.5	-24.6	-20.6	-7.6	-2.7	-8.7	-0.8	-43.9	0.0	1.9	1.8	3.6	4.4	5.2	8.9	10.4	5.9	7.4	8.0	5.0	4.6	-0.3	-2.1	-8.1	-14.0	-27.4	-44.4

Duke Patterson Warehouse Contribution spectra - 001 - Duke Patterson Warehouse: Outdoor SP

23

Source	Time slice	Sum	25Hz	31.5Hz	40Hz	50Hz	63Hz	80Hz	100Hz	125Hz	160Hz	200Hz	250Hz	315Hz	400Hz	500Hz	630Hz	800Hz	1kHz	1.25kHz	1.6kHz	2kHz	2.5kHz	3.15kHz	4kHz	5kHz	6.3kHz	8kHz	10kHz
		dB(A)	dB(A)	dB(A)	dB(A)	dB(A)	dB(A)	dB(A)	dB(A)	dB(A)	dB(A)	dB(A)	dB(A)	dB(A)	dB(A)	dB(A)	dB(A)	dB(A)	dB(A)	dB(A)	dB(A)	dB(A)	dB(A)	dB(A)	dB(A)	dB(A)	dB(A)	dB(A)	dB(A)
HVAC 1	Leq	10.8	-37.2	-31.2	-27.3	-14.3	-9.3	-15.4	-7.5	-50.5	-6.6	-4.8	-4.9	-3.1	-2.3	-1.5	2.2	3.7	-0.7	0.7	1.3	-1.7	-2.1	-7.0	-8.8	-14.8	-20.7	-34.1	-51.1
HVAC 1	CNEL	15.4	-32.7	-26.7	-22.8	-9.8	-4.9	-10.9	-3.0	-46.0	-2.1	-0.2	-0.4	1.5	2.3	3.1	6.8	8.3	3.9	5.3	5.9	2.8	2.3	-3.0	-5.3	-12.2	-19.5	-35.1	-55.3
HVAC 1	Leq	8.7	-39.4	-33.4	-29.4	-16.5	-11.5	-17.6	-9.6	-52.7	-8.8	-6.9	-7.0	-5.2	-4.4	-3.6	0.2	1.7	-2.8	-1.3	-0.7	-3.8	-4.4	-9.7	-12.0	-18.9	-26.2	-41.8	-61.9
HVAC 1	CNEL	16.3	-31.9	-25.9	-22.0	-9.0	-4.0	-10.1	-2.1	-45.2	-1.3	0.6	0.5	2.3	3.2	3.9	7.7	9.2	4.8	6.2	6.8	3.8	3.3	-1.8	-3.9	-10.4	-17.0	-31.7	-50.5
HVAC 1	Leq	9.6	-38.6	-32.6	-28.6	-15.7	-10.7	-16.7	-8.8	-51.9	-7.9	-6.1	-6.2	-4.3	-3.5	-2.7	1.0	2.5	-1.9	-0.4	0.2	-2.9	-3.4	-8.5	-10.6	-17.1	-23.7	-38.4	-57.2
HVAC 1	CNEL	16.5	-31.5	-25.6	-21.6	-8.7	-3.7	-9.7	-1.8	-44.9	-1.0	0.9	0.7	2.6	3.4	4.2	7.9	9.4	4.9	6.3	6.9	3.9	3.4	-1.7	-3.7	-10.2	-16.6	-31.0	-49.4
HVAC 1	Leq	9.8	-38.2	-32.2	-28.3	-15.3	-10.4	-16.4	-8.5	-51.6	-7.7	-5.8	-5.9	-4.1	-3.3	-2.5	1.2	2.7	-1.7	-0.3	0.3	-2.8	-3.3	-8.4	-10.4	-16.8	-23.3	-37.7	-56.1
HVAC 1	CNEL	15.5	-32.5	-26.5	-22.5	-9.6	-4.6	-10.7	-2.7	-45.8	-1.9	0.0	-0.2	1.7	2.5	3.3	7.0	8.5	4.0	5.4	6.0	2.9	2.3	-2.9	-5.2	-12.0	-19.1	-34.5	-54.3
HVAC 1	Leq	8.9	-39.1	-33.2	-29.2	-16.2	-11.3	-17.3	-9.4	-52.5	-8.6	-6.7	-6.8	-5.0	-4.2	-3.4	0.3	1.8	-2.6	-1.2	-0.6	-3.8	-4.3	-9.6	-11.9	-18.7	-25.8	-41.1	-60.9
HVAC 1	CNEL	19.7	-28.8	-22.8	-18.9	-5.9	-0.9	-7.0	1.0	-42.1	1.8	3.7	3.6	5.5	6.3	7.1	10.9	12.4	8.1	9.6	10.3	7.5	7.3	2.6	1.3	-4.1	-8.9	-21.0	-35.9
HVAC 1	Leq	13.0	-35.5	-29.5	-25.5	-12.6	-7.6	-13.6	-5.7	-48.8	-4.8	-2.9	-3.1	-1.2	-0.4	0.5	4.2	5.8	1.4	2.9	3.6	0.8	0.6	-4.0	-5.4	-10.7	-15.6	-27.6	-42.6
HVAC 1	CNEL	14.1	-33.6	-27.6	-23.6	-10.7	-5.7	-11.7	-4.1	-47.2	-3.3	-1.4	-1.6	0.3	1.1	1.9	5.6	7.2	2.7	4.1	4.7	1.5	0.7	-4.8	-7.5	-15.0	-23.2	-39.5	-62.0
HVAC 1	Leq	7.5	-40.2	-34.3	-30.3	-17.3	-12.4	-18.4	-10.8	-53.9	-10.0	-8.1	-8.2	-6.4	-5.6	-4.8	-1.1	0.5	-3.9	-2.5	-2.0	-5.2	-5.9	-11.5	-14.2	-21.7	-29.9	-46.1	-68.7
HVAC 1	CNEL	15.6	-32.3	-26.3	-22.3	-9.4	-4.4	-10.5	-2.5	-45.6	-1.7	0.1	0.0	1.8	2.6	3.4	7.1	8.6	4.1	5.5	6.1	3.0	2.4	-2.8	-5.1	-11.8	-18.8	-33.9	-53.4
HVAC 1	Leq	9.0	-38.9	-33.0	-29.0	-16.1	-11.1	-17.1	-9.2	-52.3	-8.4	-6.5	-6.7	-4.8	-4.0	-3.3	0.4	1.9	-2.5	-1.1	-0.6	-3.7	-4.3	-9.5	-11.8	-18.5	-25.5	-40.6	-60.1
HVAC 1	CNEL	16.6	-31.3	-25.3	-21.4	-8.4	-3.5	-9.5	-1.6	-44.7	-0.8	1.1	1.0	2.8	3.6	4.3	8.0	9.5	5.0	6.4	7.0	3.9	3.5	-1.6	-3.6	-10.0	-16.3	-30.4	-48.4
HVAC 1	Leq	9.9	-38.0	-32.0	-28.0	-15.1	-10.1	-16.2	-8.2	-51.3	-7.4	-5.6	-5.7	-3.9	-3.1	-2.3	1.4	2.8	-1.6	-0.2	0.3	-2.7	-3.2	-8.3	-10.3	-16.6	-22.9	-37.1	-55.1
HVAC 1	CNEL	16.7	-31.1	-25.1	-21.2	-8.2	-3.3	-9.3	-1.4	-44.5	-0.6	1.3	1.1	2.9	3.7	4.5	8.2	9.6	5.1	6.5	7.1	4.0	3.5	-1.6	-3.5	-9.8	-16.0	-30.0	-47.7
HVAC 1	Leq	10.0	-37.8	-31.8	-27.8	-14.9	-9.9	-16.0	-8.1	-51.1	-7.3	-5.4	-5.5	-3.7	-2.9	-2.2	1.5	2.9	-1.5	-0.2	0.4	-2.7	-3.2	-8.2	-10.2	-16.5	-22.7	-36.7	-54.4
HVAC 1	CNEL	20.1	-28.2	-22.2	-18.2	-5.3	-0.3	-6.4	1.6	-41.5	2.4	4.3	4.2	6.0	6.8	7.6	11.4	12.9	8.5	9.9	10.6	7.8	7.6	2.9	1.7	-3.5	-8.2	-19.8	-34.1
HVAC 1	Leq	13.4	-34.8	-28.9	-24.9	-11.9	-7.0	-13.0	-5.1	-48.2	-4.2	-2.4	-2.5	-0.7	0.2	0.9	4.7	6.2	1.8	3.3	4.0	1.1	0.9	-3.7	-5.0	-10.2	-14.8	-26.4	-40.8
HVAC 1	CNEL	14.1	-33.6	-27.7	-23.7	-10.7	-5.8	-11.8	-4.2	-47.3	-3.4	-1.5	-1.7	0.2	1.0	1.8	5.5	7.2	2.7	4.1	4.6	1.4	0.7	-4.8	-7.6	-15.1	-23.4	-39.8	-62.5
HVAC 1	Leq	7.4	-40.3	-34.3	-30.4	-17.4	-12.4	-18.5	-10.9	-54.0	-10.1	-8.2	-8.3	-6.5	-5.7	-4.9	-1.1	0.5	-4.0	-2.6	-2.0	-5.2	-6.0	-11.5	-14.2	-21.8	-30.1	-46.4	-69.2
HVAC 1	CNEL	14.8	-33.1	-27.1	-23.1	-10.2	-5.2	-11.3	-3.4	-46.5	-2.6	-0.7	-0.9	1.0	1.8	2.6	6.3	7.8	3.3	4.7	5.3	2.1	1.5	-3.9	-6.4	-13.6	-21.2	-37.3	-58.2
HVAC 1	Leq	8.1	-39.7	-33.8	-29.8	-16.9	-11.9	-17.9	-10.1	-53.2	-9.3	-7.4	-7.5	-5.7	-4.9	-4.1	-0.4	1.1	-3.3	-1.9	-1.4	-4.5	-5.2	-10.6	-13.1	-20.2	-27.9	-44.0	-64.9
HVAC 1	CNEL	14.9	-33.0	-27.0	-23.1	-10.1	-5.1	-11.2	-3.3	-46.4	-2.5	-0.6	-0.8	1.1	1.9	2.6	6.4	7.8	3.4	4.8	5.3	2.1	1.5	-3.9	-6.4	-13.5	-21.0	-37.0	-57.7
HVAC 1	Leq	8.2	-39.7	-33.7	-29.7	-16.8	-11.8	-17.9	-10.0	-53.1	-9.2	-7.3	-7.4	-5.6	-4.8	-4.0	-0.3	1.2	-3.3	-1.9	-1.4	-4.5	-5.2	-10.6	-13.0	-20.1	-27.7	-43.7	-64.4
HVAC 1	CNEL	14.0	-33.7	-27.7	-23.8	-10.8	-5.9	-11.9	-4.4	-47.4	-3.5	-1.6	-1.8	0.1	0.9	1.7	5.4	7.1	2.7	4.1	4.6	1.4	0.7	-4.9	-7.6	-15.3	-23.7	-40.2	-63.2
HVAC 1	Leq	7.4	-40.4	-34.4	-30.5	-17.5	-12.5	-18.6	-11.0	-54.1	-10.2	-8.3	-8.4	-6.6	-5.8	-5.0	-1.2	0.4	-4.0	-2.6	-2.1	-5.3	-6.0	-11.5	-14.3	-21.9	-30.3	-46.9	-69.9
HVAC 1	CNEL	15.1	-33.2	-27.3	-23.3	-10.3	-5.3	-11.4	-3.5	-46.6	-2.7	-0.8	-0.9	1.0	1.8	2.6	6.4	8.0	3.6	5.1	5.7	2.7	2.1	-3.2	-5.6	-12.8	-20.4	-36.6	-56.4
HVAC 1	Leq	8.4	-39.9	-33.9	-29.9	-17.0	-12.0	-18.0	-10.2	-53.3	-9.4	-7.5	-7.6	-5.7	-4.9	-4.0	-0.3	1.3	-3.0	-1.6	-0.9	-4.0	-4.5	-9.9	-12.3	-19.4	-27.1	-43.3	-63.1
HVAC 1	CNEL	15.8	-32.6	-26.6	-22.7	-9.7	-4.7	-10.7	-2.8	-45.9	-1.9	0.0	-0.1	1.7	2.6	3.4	7.2	8.8	4.4	5.9	6.5	3.5	3.1	-2.1	-4.3	-11.1	-18.1	-31.8	-52.0
HVAC 1	Leq	9.2	-39.3	-33.3	-29.3	-16.4	-11.4	-17.4	-9.5	-52.5	-8.6	-6.7	-6.8	-4.9	-4.1	-3.3	0.5	2.1	-2.3	-0.8	-0.1	-3.1	-3.6	-8.8	-11.0	-17.7	-24.8	-38.5	-58.7
HVAC 1	CNEL	16.1	-32.3	-26.3	-22.3	-9.3	-4.4	-10.4	-2.4	-45.5	-1.6	0.3	0.2	2.1	2.9	3.7	7.5	9.0	4.6	6.1	6.7	3.7	3.2	-1.9	-4.1	-10.7	-17.5	-32.5	-51.8
HVAC 1	Leq	9.4	-38.9	-32.9	-29.0	-16.0	-11.0	-17.1	-9.1	-52.2	-8.3	-6.4	-6.5	-4.6	-3.8	-3.0	0.8	2.3	-2.1	-0.6	0.0	-3.0	-3.5	-8.6	-10.7	-17.4	-24.2	-39.2	-58.5
HVAC 1	CNEL	15.2	-33.0	-27.1	-23.1	-10.1	-5.1	-11.2	-3.3	-46.3	-2.4	-0.5	-0.6	1.2	2.1	2.9	6.6	8.2	3.8	5.2	5.8	2.8	2.2	-3.1	-5.5	-12.5	-19.9	-35.8	-56.4

Duke Patterson Warehouse Contribution spectra - 001 - Duke Patterson Warehouse: Outdoor SP

23

Source	Time slice	Sum	25Hz	31.5Hz	40Hz	50Hz	63Hz	80Hz	100Hz	125Hz	160Hz	200Hz	250Hz	315Hz	400Hz	500Hz	630Hz	800Hz	1kHz	1.25kHz	1.6kHz	2kHz	2.5kHz	3.15kHz	4kHz	5kHz	6.3kHz	8kHz	10kHz
		dB(A)	dB(A)	dB(A)	dB(A)	dB(A)	dB(A)	dB(A)	dB(A)	dB(A)	dB(A)	dB(A)	dB(A)	dB(A)	dB(A)	dB(A)	dB(A)	dB(A)	dB(A)	dB(A)	dB(A)	dB(A)	dB(A)	dB(A)	dB(A)	dB(A)	dB(A)	dB(A)	dB(A)
HVAC 1	Leq	8.6	-39.7	-33.7	-29.7	-16.8	-11.8	-17.8	-9.9	-53.0	-9.1	-7.2	-7.3	-5.4	-4.6	-3.8	0.0	1.5	-2.9	-1.4	-0.8	-3.9	-4.5	-9.8	-12.1	-19.2	-26.6	-42.5	-63.1
HVAC 1	CNEL	13.7	-34.2	-28.2	-24.2	-11.3	-6.3	-12.3	-4.9	-48.0	-4.1	-2.2	-2.3	-0.4	0.4	1.2	5.0	6.8	2.4	3.8	4.4	1.2	0.5	-5.1	-8.0	-15.9	-24.7	-42.8	-65.1
HVAC 1	Leq	7.0	-40.9	-34.9	-30.9	-17.9	-13.0	-19.0	-11.6	-54.7	-10.8	-8.9	-9.0	-7.1	-6.3	-5.4	-1.7	0.1	-4.3	-2.8	-2.3	-5.4	-6.2	-11.8	-14.7	-22.6	-31.4	-49.4	-71.7
HVAC 1	CNEL	14.4	-33.7	-27.7	-23.8	-10.8	-5.8	-11.8	-4.3	-47.3	-3.4	-1.5	-1.6	0.2	1.1	1.9	5.7	7.4	3.0	4.5	5.1	1.9	1.3	-4.2	-6.8	-14.4	-22.6	-39.7	-60.7
HVAC 1	Leq	7.7	-40.4	-34.4	-30.4	-17.5	-12.5	-18.5	-10.9	-54.0	-10.1	-8.2	-8.3	-6.4	-5.6	-4.8	-1.0	0.7	-3.7	-2.2	-1.6	-4.7	-5.4	-10.8	-13.5	-21.0	-29.3	-46.4	-67.4
HVAC 1	CNEL	14.5	-33.5	-27.6	-23.6	-10.6	-5.6	-11.7	-4.0	-47.1	-3.2	-1.3	-1.4	0.5	1.3	2.1	5.9	7.5	3.1	4.6	5.1	2.0	1.4	-4.1	-6.7	-14.1	-22.1	-39.0	-60.9
HVAC 1	Leq	7.8	-40.2	-34.2	-30.3	-17.3	-12.3	-18.3	-10.7	-53.7	-9.8	-7.9	-8.1	-6.2	-5.4	-4.6	-0.8	0.8	-3.6	-2.1	-1.5	-4.7	-5.3	-10.7	-13.4	-20.8	-28.8	-45.6	-67.6
HVAC 1	CNEL	13.8	-33.9	-28.0	-24.0	-11.1	-6.1	-12.1	-4.7	-47.8	-3.9	-2.0	-2.1	-0.2	0.6	1.4	5.2	6.9	2.5	3.9	4.5	1.3	0.6	-5.0	-7.9	-15.7	-24.3	-41.3	-65.0
HVAC 1	Leq	7.2	-40.6	-34.6	-30.7	-17.7	-12.8	-18.8	-11.4	-54.4	-10.5	-8.6	-8.8	-6.9	-6.1	-5.3	-1.5	0.2	-4.2	-2.7	-2.2	-5.4	-6.1	-11.7	-14.5	-22.3	-31.0	-48.0	-71.7
HVAC 1	CNEL	16.7	-31.8	-25.9	-21.9	-8.9	-3.9	-10.0	-2.0	-45.1	-1.1	0.8	0.7	2.6	3.4	4.2	8.0	9.6	5.3	6.8	7.5	4.5	4.2	-0.8	-2.8	-9.2	-15.7	-28.6	-47.6
HVAC 1	Leq	10.1	-38.5	-32.5	-28.5	-15.6	-10.6	-16.6	-8.7	-51.7	-7.8	-5.9	-6.0	-4.1	-3.3	-2.4	1.4	2.9	-1.4	0.1	0.8	-2.1	-2.5	-7.5	-9.5	-15.9	-22.4	-35.3	-54.3
HVAC 1	CNEL	19.2	-29.4	-23.4	-19.5	-6.5	-1.6	-7.6	0.3	-42.7	1.2	3.1	3.0	4.9	5.8	6.6	10.4	12.0	7.6	9.2	10.0	7.1	7.0	2.3	0.9	-4.6	-9.8	-22.3	-37.9
HVAC 1	Leq	12.5	-36.1	-30.1	-26.2	-13.2	-8.2	-14.3	-6.3	-49.4	-5.5	-3.6	-3.7	-1.8	-0.9	-0.1	3.7	5.3	1.0	2.5	3.3	0.5	0.3	-4.4	-5.8	-11.3	-16.5	-28.9	-44.5
HVAC 1	CNEL	13.9	-33.8	-27.9	-23.9	-10.9	-6.0	-12.0	-4.5	-47.6	-3.7	-1.8	-1.9	-0.1	0.8	1.6	5.3	7.0	2.6	4.0	4.6	1.4	0.6	-4.9	-7.7	-15.4	-23.9	-40.7	-64.0
HVAC 1	Leq	7.3	-40.5	-34.5	-30.6	-17.6	-12.6	-18.7	-11.2	-54.3	-10.3	-8.5	-8.6	-6.7	-5.9	-5.1	-1.4	0.3	-4.1	-2.7	-2.1	-5.3	-6.0	-11.6	-14.4	-22.1	-30.6	-47.4	-70.7
HVAC 1	CNEL	14.6	-33.3	-27.3	-23.4	-10.4	-5.5	-11.5	-3.8	-46.8	-2.9	-1.1	-1.2	0.7	1.5	2.3	6.0	7.6	3.2	4.6	5.2	2.1	1.4	-4.0	-6.6	-13.9	-21.8	-38.3	-59.9
HVAC 1	Leq	8.0	-40.0	-34.0	-30.0	-17.1	-12.1	-18.2	-10.4	-53.5	-9.6	-7.7	-7.9	-6.0	-5.2	-4.4	-0.6	1.0	-3.5	-2.0	-1.5	-4.6	-5.2	-10.7	-13.2	-20.6	-28.4	-45.0	-66.5
HVAC 1	CNEL	14.7	-33.2	-27.2	-23.2	-10.3	-5.3	-11.4	-3.6	-46.7	-2.8	-0.9	-1.0	0.8	1.7	2.4	6.2	7.7	3.3	4.7	5.3	2.1	1.5	-3.9	-6.5	-13.7	-21.4	-37.8	-59.0
HVAC 1	Leq	8.1	-39.8	-33.9	-29.9	-17.0	-12.0	-18.0	-10.3	-53.3	-9.4	-7.5	-7.7	-5.8	-5.0	-4.2	-0.5	1.1	-3.4	-2.0	-1.4	-4.6	-5.2	-10.6	-13.1	-20.4	-28.1	-44.4	-65.6
HVAC 1	CNEL	17.7	-31.0	-25.0	-21.1	-8.1	-3.1	-9.1	-1.2	-44.2	-0.3	1.6	1.5	3.4	4.3	5.1	8.9	10.5	6.2	7.8	8.5	5.6	5.4	0.5	-1.2	-7.2	-13.2	-25.4	-43.2
HVAC 1	Leq	11.0	-37.7	-31.7	-27.7	-14.7	-9.8	-15.8	-7.8	-50.9	-7.0	-5.0	-5.1	-3.3	-2.4	-1.5	2.3	3.9	-0.5	1.1	1.8	-1.0	-1.3	-6.1	-7.9	-13.9	-19.8	-32.1	-49.9
HVAC 1	CNEL	18.1	-30.5	-24.5	-20.5	-7.5	-2.6	-8.6	-0.6	-43.7	0.2	2.1	2.0	3.9	4.7	5.6	9.3	10.9	6.6	8.1	8.8	5.9	5.6	0.8	-0.9	-6.7	-12.4	-25.7	-42.5
HVAC 1	Leq	11.4	-37.1	-31.2	-27.2	-14.2	-9.2	-15.3	-7.3	-50.4	-6.4	-4.5	-4.6	-2.8	-1.9	-1.1	2.7	4.2	-0.1	1.4	2.1	-0.8	-1.0	-5.9	-7.5	-13.4	-19.1	-32.4	-49.1
HVAC 1	CNEL	17.0	-31.4	-25.4	-21.4	-8.5	-3.5	-9.5	-1.6	-44.6	-0.7	1.2	1.1	2.9	3.8	4.6	8.4	9.9	5.5	7.0	7.7	4.7	4.3	-0.6	-2.5	-8.8	-15.0	-29.2	-47.2
HVAC 1	Leq	10.4	-38.1	-32.1	-28.1	-15.1	-10.2	-16.2	-8.2	-51.3	-7.4	-5.5	-5.6	-3.7	-2.9	-2.1	1.7	3.2	-1.1	0.3	1.0	-1.9	-2.3	-7.3	-9.2	-15.5	-21.7	-35.8	-53.8
HVAC 1	CNEL	18.7	-30.2	-24.2	-20.2	-7.2	-2.3	-8.3	-0.3	-43.4	0.6	2.5	2.4	4.3	5.2	6.0	9.9	11.5	7.2	8.8	9.6	6.8	6.6	1.9	0.4	-5.3	-10.7	-22.3	-39.1
HVAC 1	Leq	12.0	-36.9	-30.9	-26.9	-13.9	-8.9	-15.0	-7.0	-50.1	-6.1	-4.2	-4.3	-2.4	-1.5	-0.6	3.2	4.8	0.5	2.1	2.9	0.1	-0.1	-4.8	-6.3	-11.9	-17.4	-29.0	-45.7
HVAC 1	CNEL	14.9	-32.9	-27.0	-23.0	-10.0	-5.1	-11.1	-3.2	-46.3	-2.4	-0.5	-0.7	1.2	2.0	2.7	6.4	7.9	3.4	4.8	5.3	2.2	1.5	-3.9	-6.3	-13.4	-20.8	-36.7	-57.2
HVAC 1	Leq	8.2	-39.6	-33.6	-29.7	-16.7	-11.7	-17.8	-9.9	-52.9	-9.0	-7.2	-7.3	-5.5	-4.7	-3.9	-0.2	1.2	-3.2	-1.9	-1.3	-4.5	-5.2	-10.5	-13.0	-20.0	-27.5	-43.3	-63.9
HVAC 1	CNEL	14.9	-33.0	-27.0	-23.0	-10.1	-5.1	-11.2	-3.2	-46.3	-2.4	-0.5	-0.7	1.1	1.9	2.7	6.4	7.9	3.4	4.8	5.3	2.1	1.5	-3.9	-6.3	-13.4	-20.9	-36.8	-57.4
HVAC 1	Leq	8.2	-39.6	-33.7	-29.7	-16.7	-11.8	-17.8	-9.9	-53.0	-9.1	-7.2	-7.4	-5.5	-4.7	-4.0	-0.3	1.2	-3.3	-1.9	-1.4	-4.5	-5.2	-10.5	-13.0	-20.1	-27.6	-43.5	-64.1
HVAC 1	CNEL	14.2	-33.5	-27.6	-23.6	-10.6	-5.7	-11.7	-4.1	-47.1	-3.2	-1.4	-1.5	0.3	1.1	1.9	5.6	7.2	2.8	4.1	4.7	1.5	0.7	-4.8	-7.5	-15.0	-23.1	-39.3	-61.7
HVAC 1	Leq	7.5	-40.2	-34.2	-30.3	-17.3	-12.3	-18.4	-10.7	-53.8	-9.9	-8.0	-8.2	-6.3	-5.5	-4.8	-1.0	0.6	-3.9	-2.5	-2.0	-5.2	-5.9	-11.5	-14.2	-21.7	-29.8	-46.0	-68.4
HVAC 1	CNEL	15.8	-32.0	-26.0	-22.0	-9.1	-4.1	-10.2	-2.3	-45.3	-1.4	0.4	0.3	2.1	2.9	3.6	7.3	8.7	4.3	5.6	6.2	3.0	2.5	-2.8	-5.0	-11.6	-18.4	-33.2	-52.2
HVAC 1	Leq	9.1	-38.6	-32.7	-28.7	-15.8	-10.8	-16.9	-8.9	-52.0	-8.1	-6.3	-6.4	-4.6	-3.8	-3.1	0.6	2.1	-2.4	-1.0	-0.5	-3.6	-4.2	-9.4	-11.6	-18.3	-25.0	-39.9	-58.9
HVAC 1	CNEL	17.9	-29.7	-23.7	-19.7	-6.8	-1.8	-7.9	0.0	-43.1	0.8	2.6	2.5	4.3	5.0	5.7	9.4	10.8	6.3	7.7	8.2	5.2	4.8	-0.1	-1.8	-7.5	-12.9	-25.7	-41.7

Duke Patterson Warehouse Contribution spectra - 001 - Duke Patterson Warehouse: Outdoor SP

23

Source	Time slice	Sum	25Hz	31.5Hz	40Hz	50Hz	63Hz	80Hz	100Hz	125Hz	160Hz	200Hz	250Hz	315Hz	400Hz	500Hz	630Hz	800Hz	1kHz	1.25kHz	1.6kHz	2kHz	2.5kHz	3.15kHz	4kHz	5kHz	6.3kHz	8kHz	10kHz
		dB(A)	dB(A)	dB(A)	dB(A)	dB(A)	dB(A)	dB(A)	dB(A)	dB(A)	dB(A)	dB(A)	dB(A)	dB(A)	dB(A)	dB(A)	dB(A)	dB(A)	dB(A)	dB(A)	dB(A)	dB(A)	dB(A)	dB(A)	dB(A)	dB(A)	dB(A)	dB(A)	dB(A)
HVAC 1	Leq	11.3	-36.3	-30.4	-26.4	-13.5	-8.5	-14.6	-6.7	-49.8	-5.9	-4.0	-4.2	-2.4	-1.6	-0.9	2.7	4.2	-0.3	1.0	1.6	-1.5	-1.9	-6.8	-8.4	-14.2	-19.6	-32.4	-48.3
HVAC 1	CNEL	21.0	-26.7	-20.8	-16.8	-3.9	1.1	-5.0	2.9	-40.2	3.7	5.6	5.4	7.2	8.0	8.7	12.3	13.8	9.3	10.7	11.3	8.4	8.2	3.6	2.5	-2.4	-6.5	-17.3	-30.4
HVAC 1	Leq	14.3	-33.4	-27.5	-23.5	-10.5	-5.6	-11.6	-3.7	-46.8	-2.9	-1.1	-1.3	0.5	1.3	2.0	5.7	7.1	2.6	4.0	4.6	1.7	1.5	-3.1	-4.2	-9.1	-13.2	-24.0	-37.0
HVAC 1	CNEL	21.1	-26.6	-20.6	-16.6	-3.7	1.3	-4.8	3.1	-40.0	3.9	5.7	5.6	7.4	8.1	8.8	12.5	13.9	9.4	10.8	11.4	8.4	8.2	3.7	2.6	-2.3	-6.3	-17.0	-29.9
HVAC 1	Leq	14.4	-33.2	-27.3	-23.3	-10.3	-5.4	-11.5	-3.6	-46.7	-2.8	-0.9	-1.1	0.7	1.4	2.1	5.8	7.2	2.7	4.1	4.7	1.8	1.6	-3.0	-4.1	-9.0	-13.0	-23.7	-36.6
HVAC 1	CNEL	14.2	-33.5	-27.5	-23.6	-10.6	-5.6	-11.7	-4.0	-47.1	-3.2	-1.3	-1.5	0.4	1.2	1.9	5.7	7.2	2.8	4.2	4.7	1.5	0.7	-4.8	-7.5	-15.0	-23.1	-39.2	-61.6
HVAC 1	Leq	7.5	-40.2	-34.2	-30.2	-17.3	-12.3	-18.4	-10.7	-53.8	-9.9	-8.0	-8.1	-6.3	-5.5	-4.7	-1.0	0.6	-3.9	-2.5	-2.0	-5.2	-5.9	-11.4	-14.1	-21.6	-29.7	-45.9	-68.2
HVAC 1	CNEL	16.8	-30.9	-24.9	-21.0	-8.0	-3.1	-9.1	-1.2	-44.3	-0.4	1.4	1.3	3.1	3.9	4.6	8.3	9.7	5.2	6.6	7.1	4.0	3.5	-1.5	-3.5	-9.7	-15.8	-29.6	-47.0
HVAC 1	Leq	10.1	-37.6	-31.6	-27.7	-14.7	-9.7	-15.8	-7.9	-51.0	-7.1	-5.2	-5.4	-3.6	-2.8	-2.1	1.6	3.0	-1.5	-0.1	0.4	-2.6	-3.1	-8.2	-10.1	-16.3	-22.4	-36.2	-53.7
HVAC 1	CNEL	19.3	-28.4	-22.5	-18.5	-5.6	-0.6	-6.7	1.3	-41.8	2.0	3.9	3.7	5.5	6.3	7.0	10.7	12.1	7.6	9.0	9.6	6.6	6.3	1.5	0.1	-5.2	-10.0	-21.8	-36.4
HVAC 1	Leq	12.6	-35.1	-29.1	-25.2	-12.2	-7.3	-13.3	-5.4	-48.5	-4.6	-2.8	-2.9	-1.1	-0.4	0.3	4.0	5.4	0.9	2.3	2.9	-0.1	-0.4	-5.1	-6.5	-11.9	-16.7	-28.5	-43.1
HVAC 1	CNEL	17.9	-29.8	-23.8	-19.9	-6.9	-2.0	-8.0	-0.1	-43.2	0.7	2.5	2.4	4.2	4.9	5.7	9.3	10.8	6.3	7.6	8.2	5.2	4.8	-0.1	-1.8	-7.6	-13.1	-25.9	-42.0
HVAC 1	Leq	11.2	-36.5	-30.5	-26.6	-13.6	-8.6	-14.7	-6.8	-49.9	-6.0	-4.1	-4.3	-2.5	-1.7	-1.0	2.7	4.1	-0.4	1.0	1.5	-1.5	-1.9	-6.8	-8.5	-14.3	-19.8	-32.6	-48.7
HVAC 1	CNEL	21.1	-26.6	-20.6	-16.7	-3.7	1.2	-4.8	3.1	-40.0	3.9	5.7	5.5	7.3	8.1	8.8	12.4	13.9	9.4	10.8	11.4	8.4	8.2	3.7	2.6	-2.3	-6.4	-17.0	-30.0
HVAC 1	Leq	14.4	-33.2	-27.3	-23.3	-10.4	-5.4	-11.5	-3.6	-46.7	-2.8	-0.9	-1.1	0.7	1.4	2.1	5.8	7.2	2.7	4.1	4.7	1.8	1.6	-3.0	-4.1	-9.0	-13.0	-23.7	-36.6
HVAC 1	CNEL	20.9	-26.8	-20.8	-16.9	-3.9	1.0	-5.0	2.9	-40.2	3.7	5.5	5.4	7.2	7.9	8.6	12.3	13.7	9.2	10.7	11.3	8.3	8.1	3.6	2.4	-2.5	-6.6	-17.4	-30.5
HVAC 1	Leq	14.3	-33.5	-27.5	-23.6	-10.6	-5.6	-11.7	-3.8	-46.9	-3.0	-1.1	-1.3	0.5	1.2	2.0	5.6	7.1	2.6	4.0	4.6	1.7	1.5	-3.1	-4.2	-9.2	-13.3	-24.1	-37.2
HVAC 1	CNEL	16.7	-31.0	-25.0	-21.1	-8.1	-3.2	-9.2	-1.3	-44.4	-0.5	1.4	1.2	3.0	3.8	4.5	8.2	9.7	5.2	6.5	7.1	4.0	3.5	-1.5	-3.5	-9.7	-15.9	-29.7	-47.3
HVAC 1	Leq	10.1	-37.7	-31.7	-27.7	-14.8	-9.8	-15.9	-8.0	-51.0	-7.2	-5.3	-5.5	-3.6	-2.9	-2.1	1.6	3.0	-1.5	-0.1	0.4	-2.7	-3.2	-8.2	-10.2	-16.4	-22.5	-36.4	-54.0
HVAC 1	CNEL	15.8	-32.0	-26.1	-22.1	-9.1	-4.2	-10.2	-2.3	-45.4	-1.5	0.4	0.2	2.0	2.8	3.6	7.3	8.7	4.2	5.6	6.1	3.0	2.4	-2.8	-5.0	-11.6	-18.5	-33.3	-52.4
HVAC 1	Leq	9.1	-38.7	-32.7	-28.8	-15.8	-10.9	-16.9	-9.0	-52.1	-8.2	-6.3	-6.5	-4.6	-3.9	-3.1	0.6	2.0	-2.4	-1.1	-0.5	-3.7	-4.2	-9.4	-11.7	-18.3	-25.1	-40.0	-59.1
HVAC 1	CNEL	17.9	-29.7	-23.7	-19.8	-6.8	-1.9	-7.9	0.0	-43.1	0.8	2.6	2.5	4.3	5.0	5.7	9.4	10.8	6.3	7.7	8.2	5.2	4.8	-0.1	-1.8	-7.5	-13.0	-25.7	-41.7
HVAC 1	Leq	11.3	-36.4	-30.4	-26.4	-13.5	-8.5	-14.6	-6.7	-49.8	-5.9	-4.0	-4.2	-2.4	-1.6	-0.9	2.7	4.2	-0.4	1.0	1.6	-1.5	-1.9	-6.8	-8.4	-14.2	-19.6	-32.4	-48.4
HVAC 1	CNEL	19.3	-28.3	-22.3	-18.3	-5.4	-0.4	-6.5	1.4	-41.7	2.2	4.0	3.9	5.6	6.4	7.1	10.8	12.2	7.7	9.0	9.6	6.6	6.3	1.6	0.2	-5.1	-9.9	-21.6	-36.0
HVAC 1	Leq	12.7	-34.9	-29.0	-25.0	-12.1	-7.1	-13.2	-5.3	-48.4	-4.5	-2.6	-2.8	-1.0	-0.3	0.4	4.1	5.5	1.0	2.4	3.0	0.0	-0.3	-5.1	-6.5	-11.8	-16.5	-28.2	-42.7
HVAC 1	CNEL	19.3	-28.3	-22.3	-18.3	-5.4	-0.4	-6.5	1.4	-41.7	2.2	4.0	3.9	5.7	6.4	7.1	10.8	12.2	7.7	9.1	9.6	6.6	6.3	1.6	0.2	-5.1	-9.8	-21.6	-36.0
HVAC 1	Leq	12.7	-34.9	-29.0	-25.0	-12.0	-7.1	-13.2	-5.3	-48.4	-4.5	-2.6	-2.8	-1.0	-0.3	0.4	4.1	5.5	1.0	2.4	3.0	0.0	-0.3	-5.1	-6.4	-11.8	-16.5	-28.2	-42.7
HVAC 1	CNEL	17.8	-29.9	-24.0	-20.0	-7.1	-2.1	-8.2	-0.2	-43.3	0.6	2.4	2.3	4.1	4.8	5.6	9.3	10.7	6.2	7.6	8.2	5.1	4.7	-0.2	-1.9	-7.7	-13.3	-26.2	-42.5
HVAC 1	Leq	11.1	-36.6	-30.7	-26.7	-13.7	-8.8	-14.8	-6.9	-50.0	-6.1	-4.3	-4.4	-2.6	-1.8	-1.1	2.6	4.0	-0.5	0.9	1.5	-1.5	-1.9	-6.8	-8.5	-14.4	-19.9	-32.9	-49.2
HVAC 1	CNEL	20.5	-27.6	-21.6	-17.7	-4.7	0.3	-5.8	2.1	-40.9	3.0	4.8	4.7	6.5	7.3	8.1	11.8	13.3	8.8	10.3	10.9	8.0	7.8	3.2	2.0	-3.1	-7.5	-18.7	-32.5
HVAC 1	Leq	13.8	-34.3	-28.3	-24.3	-11.4	-6.4	-12.5	-4.5	-47.6	-3.7	-1.8	-2.0	-0.2	0.6	1.4	5.1	6.6	2.1	3.6	4.2	1.3	1.1	-3.5	-4.7	-9.8	-14.2	-25.4	-39.2
HVAC 1	CNEL	20.8	-27.1	-21.1	-17.2	-4.2	0.7	-5.3	2.6	-40.5	3.4	5.3	5.1	6.9	7.7	8.4	12.1	13.6	9.1	10.5	11.1	8.2	8.0	3.4	2.3	-2.7	-6.9	-17.9	-31.2
HVAC 1	Leq	14.1	-33.8	-27.8	-23.8	-10.9	-5.9	-12.0	-4.1	-47.2	-3.3	-1.4	-1.6	0.2	1.0	1.7	5.4	6.9	2.4	3.8	4.5	1.5	1.4	-3.2	-4.4	-9.4	-13.6	-24.6	-37.9
HVAC 1	CNEL	14.2	-33.5	-27.5	-23.6	-10.6	-5.7	-11.7	-4.1	-47.1	-3.2	-1.4	-1.5	0.3	1.1	1.9	5.6	7.2	2.8	4.2	4.7	1.5	0.7	-4.8	-7.5	-15.0	-23.1	-39.3	-61.7
HVAC 1	Leq	7.5	-40.2	-34.2	-30.2	-17.3	-12.3	-18.4	-10.7	-53.8	-9.9	-8.0	-8.2	-6.3	-5.5	-4.8	-1.0	0.6	-3.9	-2.5	-2.0	-5.2	-5.9	-11.4	-14.2	-21.7	-29.8	-45.9	-68.4
HVAC 1	CNEL	15.7	-32.1	-26.2	-22.2	-9.2	-4.3	-10.3	-2.4	-45.5	-1.6	0.3	0.1	2.0	2.8	3.5	7.2	8.7	4.2	5.6	6.1	3.0	2.4	-2.8	-5.0	-11.7	-18.6	-33.6	-52.8

Duke Patterson Warehouse

Contribution spectra - 001 - Duke Patterson Warehouse: Outdoor SP

23

Source	Time slice	Sum	25Hz	31.5Hz	40Hz	50Hz	63Hz	80Hz	100Hz	125Hz	160Hz	200Hz	250Hz	315Hz	400Hz	500Hz	630Hz	800Hz	1kHz	1.25kHz	1.6kHz	2kHz	2.5kHz	3.15kHz	4kHz	5kHz	6.3kHz	8kHz	10kHz
		dB(A)	dB(A)	dB(A)	dB(A)	dB(A)	dB(A)	dB(A)	dB(A)	dB(A)	dB(A)	dB(A)	dB(A)	dB(A)	dB(A)	dB(A)	dB(A)	dB(A)	dB(A)	dB(A)	dB(A)	dB(A)	dB(A)	dB(A)	dB(A)	dB(A)	dB(A)	dB(A)	dB(A)
HVAC 1	Leq	9.0	-38.8	-32.8	-28.9	-15.9	-10.9	-17.0	-9.1	-52.2	-8.3	-6.4	-6.5	-4.7	-3.9	-3.2	0.5	2.0	-2.5	-1.1	-0.5	-3.7	-4.2	-9.5	-11.7	-18.4	-25.2	-40.2	-59.5
HVAC 1	CNEL	17.7	-30.2	-24.2	-20.3	-7.3	-2.4	-8.4	-0.5	-43.6	0.3	2.2	2.0	3.9	4.7	5.4	9.1	10.6	6.1	7.5	8.1	5.1	4.7	-0.2	-2.0	-7.9	-13.6	-26.8	-43.3
HVAC 1	Leq	11.0	-36.9	-30.9	-26.9	-14.0	-9.0	-15.1	-7.2	-50.2	-6.3	-4.5	-4.6	-2.8	-2.0	-1.3	2.4	3.9	-0.6	0.8	1.4	-1.6	-2.0	-6.9	-8.7	-14.6	-20.2	-33.4	-50.0
HVAC 1	CNEL	19.0	-29.0	-23.0	-19.0	-6.1	-1.1	-7.2	0.7	-42.3	1.6	3.4	3.3	5.1	5.9	6.6	10.3	11.8	7.3	8.8	9.4	6.4	6.1	1.4	-0.1	-5.6	-10.7	-22.9	-38.0
HVAC 1	Leq	12.3	-35.6	-29.7	-25.7	-12.8	-7.8	-13.9	-5.9	-49.0	-5.1	-3.2	-3.4	-1.6	-0.8	0.0	3.7	5.1	0.7	2.1	2.7	-0.3	-0.5	-5.3	-6.8	-12.3	-17.3	-29.5	-44.7
HVAC 1	CNEL	19.1	-28.6	-22.7	-18.7	-5.7	-0.8	-6.9	1.1	-42.0	1.9	3.7	3.6	5.4	6.1	6.9	10.5	12.0	7.5	8.9	9.5	6.5	6.2	1.5	0.1	-5.4	-10.2	-22.2	-37.0
HVAC 1	Leq	12.5	-35.3	-29.3	-25.4	-12.4	-7.5	-13.5	-5.6	-48.7	-4.8	-2.9	-3.1	-1.3	-0.5	0.2	3.9	5.3	0.8	2.2	2.8	-0.1	-0.4	-5.2	-6.6	-12.0	-16.9	-28.9	-43.7
HVAC 1	CNEL	14.9	-32.9	-27.0	-23.0	-10.1	-5.1	-11.1	-3.2	-46.3	-2.4	-0.5	-0.7	1.1	1.9	2.7	6.4	7.9	3.4	4.8	5.3	2.1	1.5	-3.9	-6.3	-13.4	-20.9	-36.8	-57.3
HVAC 1	Leq	8.2	-39.6	-33.6	-29.7	-16.7	-11.8	-17.8	-9.9	-53.0	-9.1	-7.2	-7.4	-5.5	-4.7	-4.0	-0.3	1.2	-3.3	-1.9	-1.4	-4.5	-5.2	-10.5	-13.0	-20.1	-27.5	-43.4	-64.0
HVAC 1	CNEL	16.8	-30.9	-24.9	-21.0	-8.0	-3.1	-9.1	-1.2	-44.3	-0.4	1.5	1.3	3.1	3.9	4.6	8.3	9.7	5.2	6.6	7.1	4.0	3.5	-1.5	-3.4	-9.7	-15.7	-29.5	-47.0
HVAC 1	Leq	10.1	-37.6	-31.6	-27.6	-14.7	-9.7	-15.8	-7.9	-51.0	-7.1	-5.2	-5.4	-3.6	-2.8	-2.1	1.6	3.0	-1.5	-0.1	0.4	-2.6	-3.1	-8.2	-10.1	-16.3	-22.4	-36.2	-53.7
HVAC 1	CNEL	15.8	-32.0	-26.0	-22.0	-9.1	-4.1	-10.2	-2.3	-45.3	-1.4	0.4	0.3	2.1	2.9	3.6	7.3	8.7	4.3	5.6	6.2	3.0	2.5	-2.8	-4.9	-11.6	-18.4	-33.2	-52.2
HVAC 1	Leq	9.1	-38.6	-32.7	-28.7	-15.7	-10.8	-16.8	-8.9	-52.0	-8.1	-6.2	-6.4	-4.6	-3.8	-3.1	0.6	2.1	-2.4	-1.0	-0.5	-3.6	-4.2	-9.4	-11.6	-18.3	-25.0	-39.8	-58.8
HVAC 1	CNEL	17.9	-29.8	-23.8	-19.8	-6.9	-1.9	-8.0	-0.1	-43.2	0.7	2.6	2.4	4.2	5.0	5.7	9.4	10.8	6.3	7.7	8.2	5.2	4.8	-0.1	-1.8	-7.6	-13.0	-25.9	-41.9
HVAC 1	Leq	11.2	-36.4	-30.5	-26.5	-13.6	-8.6	-14.7	-6.7	-49.8	-6.0	-4.1	-4.3	-2.5	-1.7	-1.0	2.7	4.1	-0.4	1.0	1.6	-1.5	-1.9	-6.8	-8.5	-14.3	-19.7	-32.5	-48.6
HVAC 1	CNEL	19.3	-28.4	-22.4	-18.5	-5.5	-0.6	-6.6	1.3	-41.8	2.1	3.9	3.8	5.6	6.3	7.0	10.7	12.1	7.6	9.0	9.6	6.6	6.3	1.6	0.2	-5.2	-10.0	-21.8	-36.3
HVAC 1	Leq	12.6	-35.1	-29.1	-25.1	-12.2	-7.2	-13.3	-5.4	-48.5	-4.6	-2.7	-2.9	-1.1	-0.3	0.4	4.0	5.5	1.0	2.3	2.9	-0.1	-0.4	-5.1	-6.5	-11.9	-16.6	-28.4	-43.0
HVAC 1	CNEL	14.9	-32.9	-26.9	-23.0	-10.0	-5.1	-11.1	-3.2	-46.3	-2.4	-0.5	-0.6	1.2	2.0	2.7	6.4	7.9	3.4	4.8	5.3	2.2	1.5	-3.9	-6.3	-13.4	-20.8	-36.7	-57.2
HVAC 1	Leq	8.2	-39.6	-33.6	-29.7	-16.7	-11.7	-17.8	-9.9	-52.9	-9.0	-7.2	-7.3	-5.5	-4.7	-3.9	-0.2	1.2	-3.2	-1.9	-1.3	-4.5	-5.2	-10.5	-13.0	-20.0	-27.5	-43.3	-63.8
HVAC 1	CNEL	14.2	-33.5	-27.5	-23.6	-10.6	-5.6	-11.7	-4.0	-47.1	-3.2	-1.3	-1.5	0.4	1.2	1.9	5.7	7.2	2.8	4.2	4.7	1.5	0.7	-4.8	-7.5	-15.0	-23.1	-39.2	-61.5
HVAC 1	Leq	7.5	-40.2	-34.2	-30.2	-17.3	-12.3	-18.4	-10.7	-53.8	-9.9	-8.0	-8.1	-6.3	-5.5	-4.7	-1.0	0.6	-3.9	-2.5	-2.0	-5.2	-5.9	-11.4	-14.1	-21.6	-29.7	-45.9	-68.2
HVAC 1	CNEL	16.8	-31.0	-25.0	-21.0	-8.1	-3.1	-9.2	-1.3	-44.4	-0.5	1.4	1.2	3.0	3.8	4.6	8.2	9.7	5.2	6.6	7.1	4.0	3.5	-1.5	-3.5	-9.7	-15.8	-29.7	-47.2
HVAC 1	Leq	10.1	-37.6	-31.7	-27.7	-14.8	-9.8	-15.9	-7.9	-51.0	-7.1	-5.3	-5.4	-3.6	-2.8	-2.1	1.6	3.0	-1.5	-0.1	0.4	-2.7	-3.1	-8.2	-10.1	-16.4	-22.5	-36.4	-53.9
HVAC 1	CNEL	15.8	-32.0	-26.1	-22.1	-9.1	-4.2	-10.2	-2.3	-45.4	-1.5	0.4	0.2	2.0	2.8	3.6	7.3	8.7	4.2	5.6	6.2	3.0	2.5	-2.8	-5.0	-11.6	-18.4	-33.3	-52.4
HVAC 1	Leq	9.1	-38.7	-32.7	-28.8	-15.8	-10.8	-16.9	-9.0	-52.1	-8.2	-6.3	-6.4	-4.6	-3.8	-3.1	0.6	2.0	-2.4	-1.1	-0.5	-3.7	-4.2	-9.4	-11.6	-18.3	-25.1	-40.0	-59.0
Idling Trucks	CNEL	-16.2	-50.7	-46.9	-43.7	-43.1	-39.2	-34.8	-37.4	-23.5	-34.4	-33.0	-33.2	-31.3	-29.2	-28.8	-29.1	-26.9	-23.0	-28.0	-27.2	-28.4	-31.9	-36.1	-41.4	-48.5	-60.2	-76.9	-98.8
Idling Trucks	Leq	-15.7	-50.2	-46.4	-43.2	-42.6	-38.7	-34.3	-37.0	-23.1	-33.9	-32.5	-32.7	-30.8	-28.7	-28.4	-28.6	-26.5	-22.6	-27.5	-26.7	-27.9	-31.4	-35.6	-40.9	-48.0	-59.8	-76.4	-98.4
Idling Trucks	CNEL	-16.2	-50.6	-46.9	-43.7	-43.1	-39.1	-34.8	-37.4	-23.5	-34.3	-33.0	-33.2	-31.3	-29.2	-28.8	-29.1	-26.9	-23.0	-28.0	-27.2	-28.4	-31.9	-36.1	-41.4	-48.4	-60.2	-76.8	-98.7
Idling Trucks	Leq	-15.7	-50.2	-46.4	-43.2	-42.6	-38.7	-34.3	-36.9	-23.0	-33.9	-32.5	-32.7	-30.8	-28.7	-28.3	-28.6	-26.4	-22.5	-27.5	-26.7	-27.9	-31.4	-35.6	-40.9	-47.9	-59.7	-76.3	-98.2
Idling Trucks	CNEL	-16.2	-50.6	-46.9	-43.7	-43.1	-39.1	-34.8	-37.4	-23.5	-34.3	-32.9	-33.2	-31.3	-29.2	-28.8	-29.1	-26.9	-23.0	-28.0	-27.2	-28.3	-31.8	-36.1	-41.3	-48.4	-60.1	-76.7	-98.6
Idling Trucks	Leq	-15.7	-50.1	-46.4	-43.2	-42.6	-38.6	-34.3	-36.9	-23.0	-33.8	-32.5	-32.7	-30.8	-28.7	-28.3	-28.6	-26.4	-22.5	-27.5	-26.7	-27.9	-31.4	-35.6	-40.9	-47.9	-59.6	-76.2	-98.1
Idling Trucks	CNEL	-16.3	-50.7	-46.9	-43.8	-43.1	-39.2	-34.9	-37.5	-23.6	-34.4	-33.0	-33.3	-31.4	-29.2	-28.9	-29.2	-27.0	-23.1	-28.1	-27.3	-28.5	-32.0	-36.2	-41.6	-48.7	-60.5	-77.2	-99.3
Idling Trucks	Leq	-15.8	-50.2	-46.5	-43.3	-42.7	-38.7	-34.4	-37.0	-23.1	-33.9	-32.5	-32.8	-30.9	-28.8	-28.4	-28.7	-26.5	-22.6	-27.6	-26.8	-28.0	-31.5	-35.8	-41.1	-48.2	-60.0	-76.7	-98.8
Idling Trucks	CNEL	-16.3	-50.7	-46.9	-43.7	-43.1	-39.2	-34.9	-37.5	-23.6	-34.4	-33.0	-33.2	-31.4	-29.2	-28.9	-29.2	-27.0	-23.1	-28.1	-27.3	-28.4	-31.9	-36.2	-41.5	-48.6	-60.4	-77.1	-99.1
Idling Trucks	Leq	-15.8	-50.2	-46.4	-43.3	-42.7	-38.7	-34.4	-37.0	-23.1	-33.9	-32.5	-32.8	-30.9	-28.8	-28.4	-28.7	-26.5	-22.6	-27.6	-26.8	-28.0	-31.5	-35.7	-41.0	-48.1	-59.9	-76.6	-98.7
Idling Trucks	CNEL	-16.2	-50.7	-46.9	-43.7	-43.1	-39.2	-34.8	-37.5	-23.6	-34.4	-33.0	-33.2	-31.3	-29.2	-28.9	-29.1	-27.0	-23.1	-28.0	-27.2	-28.4	-31.9	-36.2	-41.5	-48.5	-60.3	-77.0	-99.0

Duke Patterson Warehouse Contribution spectra - 001 - Duke Patterson Warehouse: Outdoor SP

23

Source	Time slice	Sum	25Hz	31.5Hz	40Hz	50Hz	63Hz	80Hz	100Hz	125Hz	160Hz	200Hz	250Hz	315Hz	400Hz	500Hz	630Hz	800Hz	1kHz	1.25kHz	1.6kHz	2kHz	2.5kHz	3.15kHz	4kHz	5kHz	6.3kHz	8kHz	10kHz
		dB(A)	dB(A)	dB(A)	dB(A)	dB(A)	dB(A)	dB(A)	dB(A)	dB(A)	dB(A)	dB(A)	dB(A)	dB(A)	dB(A)	dB(A)	dB(A)	dB(A)	dB(A)	dB(A)	dB(A)	dB(A)	dB(A)	dB(A)	dB(A)	dB(A)	dB(A)	dB(A)	dB(A)
Idling Trucks	Leq	-15.8	-50.2	-46.4	-43.2	-42.6	-38.7	-34.4	-37.0	-23.1	-33.9	-32.5	-32.7	-30.9	-28.7	-28.4	-28.6	-26.5	-22.6	-27.6	-26.8	-27.9	-31.4	-35.7	-41.0	-48.1	-59.8	-76.5	-98.5
Idling Trucks	CNEL	-16.2	-50.6	-46.9	-43.7	-43.1	-39.1	-34.8	-37.4	-23.5	-34.3	-32.9	-33.2	-31.3	-29.2	-28.8	-29.1	-26.9	-23.0	-28.0	-27.2	-28.3	-31.8	-36.0	-41.3	-48.3	-60.1	-76.6	-98.5
Idling Trucks	Leq	-15.7	-50.1	-46.4	-43.2	-42.6	-38.6	-34.3	-36.9	-23.0	-33.8	-32.4	-32.7	-30.8	-28.7	-28.3	-28.6	-26.4	-22.5	-27.5	-26.7	-27.8	-31.3	-35.6	-40.8	-47.9	-59.6	-76.1	-98.0
Idling Trucks	CNEL	-16.1	-50.5	-46.8	-43.6	-43.0	-39.1	-34.7	-37.3	-23.4	-34.2	-32.9	-33.1	-31.2	-29.1	-28.7	-29.0	-26.8	-22.9	-27.9	-27.1	-28.2	-31.7	-35.9	-41.2	-48.2	-59.8	-76.3	-98.1
Idling Trucks	Leq	-15.6	-50.1	-46.3	-43.1	-42.5	-38.6	-34.2	-36.8	-22.9	-33.7	-32.4	-32.6	-30.7	-28.6	-28.3	-28.5	-26.3	-22.4	-27.4	-26.6	-27.8	-31.2	-35.5	-40.7	-47.7	-59.4	-75.8	-97.6
Idling Trucks	CNEL	-16.1	-50.5	-46.8	-43.6	-43.0	-39.1	-34.7	-37.3	-23.4	-34.2	-32.9	-33.1	-31.2	-29.1	-28.7	-29.0	-26.8	-22.9	-27.9	-27.1	-28.2	-31.7	-35.9	-41.2	-48.2	-59.8	-76.3	-98.0
Idling Trucks	Leq	-15.6	-50.1	-46.3	-43.1	-42.5	-38.6	-34.2	-36.8	-22.9	-33.7	-32.4	-32.6	-30.7	-28.6	-28.2	-28.5	-26.3	-22.4	-27.4	-26.6	-27.8	-31.2	-35.4	-40.7	-47.7	-59.3	-75.8	-97.5
Idling Trucks	CNEL	-16.1	-50.5	-46.8	-43.6	-43.0	-39.0	-34.7	-37.3	-23.4	-34.2	-32.9	-33.1	-31.2	-29.1	-28.7	-29.0	-26.8	-22.9	-27.9	-27.1	-28.2	-31.7	-35.9	-41.2	-48.1	-59.8	-76.2	-98.0
Idling Trucks	Leq	-15.6	-50.1	-46.3	-43.1	-42.5	-38.6	-34.2	-36.8	-22.9	-33.7	-32.4	-32.6	-30.7	-28.6	-28.2	-28.5	-26.3	-22.4	-27.4	-26.6	-27.7	-31.2	-35.4	-40.7	-47.7	-59.3	-75.7	-97.5
Idling Trucks	CNEL	-16.1	-50.6	-46.8	-43.6	-43.0	-39.1	-34.8	-37.3	-23.4	-34.3	-32.9	-33.1	-31.2	-29.1	-28.8	-29.0	-26.8	-23.0	-27.9	-27.1	-28.3	-31.8	-36.0	-41.3	-48.3	-60.0	-76.5	-98.3
Idling Trucks	Leq	-15.6	-50.1	-46.3	-43.2	-42.5	-38.6	-34.3	-36.9	-23.0	-33.8	-32.4	-32.7	-30.8	-28.6	-28.3	-28.5	-26.4	-22.5	-27.4	-26.6	-27.8	-31.3	-35.5	-40.8	-47.8	-59.5	-76.0	-97.8
Idling Trucks	CNEL	-16.1	-50.6	-46.8	-43.6	-43.0	-39.1	-34.7	-37.3	-23.4	-34.2	-32.9	-33.1	-31.2	-29.1	-28.8	-29.0	-26.8	-22.9	-27.9	-27.1	-28.3	-31.8	-36.0	-41.2	-48.2	-59.9	-76.4	-98.2
Idling Trucks	Leq	-15.6	-50.1	-46.3	-43.1	-42.5	-38.6	-34.3	-36.8	-22.9	-33.8	-32.4	-32.6	-30.8	-28.6	-28.3	-28.5	-26.4	-22.5	-27.4	-26.6	-27.8	-31.3	-35.5	-40.7	-47.7	-59.4	-75.9	-97.7
Idling Trucks	CNEL	-16.1	-50.6	-46.8	-43.6	-43.0	-39.1	-34.7	-37.3	-23.4	-34.2	-32.9	-33.1	-31.2	-29.1	-28.7	-29.0	-26.8	-22.9	-27.9	-27.1	-28.3	-31.7	-36.0	-41.2	-48.2	-59.9	-76.3	-98.1
Idling Trucks	Leq	-15.6	-50.1	-46.3	-43.1	-42.5	-38.6	-34.3	-36.8	-22.9	-33.8	-32.4	-32.6	-30.7	-28.6	-28.3	-28.5	-26.3	-22.5	-27.4	-26.6	-27.8	-31.3	-35.5	-40.7	-47.7	-59.4	-75.9	-97.6
Idling Trucks	CNEL	-16.3	-50.7	-47.0	-43.8	-43.2	-39.2	-34.9	-37.5	-23.6	-34.5	-33.1	-33.3	-31.4	-29.3	-28.9	-29.2	-27.1	-23.2	-28.1	-27.3	-28.5	-32.0	-36.3	-41.7	-48.8	-60.7	-77.4	-99.6
Idling Trucks	Leq	-15.9	-50.3	-46.5	-43.3	-42.7	-38.8	-34.4	-37.1	-23.2	-34.0	-32.6	-32.8	-30.9	-28.8	-28.4	-28.7	-26.6	-22.7	-27.7	-26.9	-28.1	-31.6	-35.8	-41.2	-48.3	-60.2	-76.9	-99.2
Idling Trucks	CNEL	12.0	-37.7	-33.0	-28.9	-27.4	-22.5	-17.2	-17.3	-2.4	-9.9	-10.2	-9.4	-6.5	-3.0	-1.6	-1.0	2.4	6.4	1.6	2.6	1.9	-0.9	-2.4	-5.7	-9.9	-17.8	-28.4	-41.4
Idling Trucks	Leq	12.5	-37.3	-32.6	-28.4	-26.9	-22.0	-16.8	-16.8	-1.9	-9.4	-9.7	-8.9	-6.0	-2.5	-1.1	-0.5	2.9	6.9	2.1	3.1	2.4	-0.4	-1.9	-5.3	-9.5	-17.3	-27.9	-40.9
Idling Trucks	CNEL	12.0	-37.9	-33.2	-29.1	-27.5	-22.7	-17.4	-17.5	-2.6	-10.1	-10.4	-9.6	-6.7	-3.2	-1.8	-1.2	2.3	6.3	1.5	2.4	1.7	0.8	-2.4	-5.8	-10.2	-17.9	-28.6	-41.8
Idling Trucks	Leq	12.4	-37.4	-32.7	-28.6	-27.1	-22.2	-16.9	-17.0	-2.1	-9.6	-9.9	-9.1	-6.2	-2.7	-1.3	-0.7	2.7	6.7	1.9	2.9	2.2	1.2	-2.0	-5.3	-9.7	-17.4	-28.2	-41.3
Idling Trucks	CNEL	12.0	-38.0	-33.3	-29.2	-27.7	-22.8	-17.5	-17.6	-2.8	-10.3	-10.6	-9.8	-6.9	-3.4	-2.0	-1.4	2.1	6.1	1.3	2.3	3.6	0.7	-2.5	-5.9	-10.3	-18.0	-28.8	-42.1
Idling Trucks	Leq	12.5	-37.5	-32.8	-28.7	-27.2	-22.3	-17.0	-17.2	-2.3	-9.8	-10.1	-9.3	-6.4	-2.9	-1.5	-0.9	2.6	6.6	1.8	2.8	4.0	1.2	-2.0	-5.4	-9.8	-17.5	-28.3	-41.6
Idling Trucks	CNEL	12.6	-37.2	-32.5	-28.4	-26.8	-22.0	-16.7	-16.6	-1.7	-9.2	-9.4	-8.6	-5.7	-2.2	-0.8	-0.2	3.1	7.1	2.3	3.2	2.5	-0.3	-3.4	-5.7	-9.4	-16.8	-27.1	-39.5
Idling Trucks	Leq	13.1	-36.8	-32.0	-27.9	-26.4	-21.5	-16.2	-16.1	-1.2	-8.7	-8.9	-8.1	-5.2	-1.7	-0.3	0.3	3.6	7.6	2.8	3.7	3.0	0.2	-2.9	-5.2	-8.9	-16.3	-26.6	-39.0
Idling Trucks	CNEL	12.5	-37.4	-32.7	-28.5	-27.0	-22.1	-16.8	-16.7	-1.9	-9.4	-9.6	-8.8	-5.9	-2.4	-1.0	-0.4	2.9	6.9	2.1	3.1	2.3	-0.4	-3.5	-5.8	-9.3	-17.0	-27.5	-40.0
Idling Trucks	Leq	12.9	-36.9	-32.2	-28.1	-26.5	-21.6	-16.3	-16.3	-1.4	-8.9	-9.1	-8.3	-5.4	-1.9	-0.5	0.1	3.4	7.4	2.6	3.6	2.8	0.0	-3.1	-5.3	-8.8	-16.6	-27.0	-39.5
Idling Trucks	CNEL	12.2	-37.6	-32.9	-28.8	-27.3	-22.4	-17.1	-17.1	-2.3	-9.8	-10.0	-9.2	-6.3	-2.8	-1.4	-0.8	2.6	6.6	1.8	2.8	2.0	-0.8	-2.3	-6.0	-9.9	-17.3	-27.9	-40.8
Idling Trucks	Leq	12.6	-37.1	-32.4	-28.3	-26.8	-21.9	-16.6	-16.6	-1.8	-9.3	-9.5	-8.7	-5.8	-2.3	-0.9	-0.3	3.1	7.1	2.3	3.2	2.5	-0.3	-1.9	-5.5	-9.4	-16.8	-27.4	-40.3
Idling Trucks	CNEL	12.2	-38.1	-33.4	-29.3	-27.8	-22.9	-17.7	-17.8	-3.0	-10.5	-10.8	-10.0	-7.1	-3.6	-2.2	-1.6	1.9	5.9	1.1	4.3	3.5	0.7	-2.5	-5.9	-10.5	-18.2	-29.1	-42.4
Idling Trucks	Leq	12.7	-37.6	-32.9	-28.8	-27.3	-22.4	-17.2	-17.3	-2.5	-10.0	-10.3	-9.5	-6.6	-3.1	-1.7	-1.2	2.4	6.4	1.6	4.8	4.0	1.2	-2.1	-5.4	-10.0	-17.7	-28.6	-42.0
Idling Trucks	CNEL	-16.4	-50.8	-47.0	-43.8	-43.2	-39.3	-35.0	-37.6	-23.7	-34.5	-33.1	-33.4	-31.5	-29.3	-29.0	-29.3	-27.1	-23.3	-28.2	-27.4	-28.6	-32.2	-36.5	-41.8	-49.0	-61.0	-77.8	
Idling Trucks	Leq	-15.9	-50.3	-46.6	-43.4	-42.8	-38.8	-34.5	-37.1	-23.2	-34.0	-32.6	-32.9	-31.0	-28.9	-28.5	-28.8	-26.7	-22.8	-27.8	-27.0	-28.2	-31.7	-36.0	-41.4	-48.5	-60.5	-77.4	-99.8
Idling Trucks	CNEL	-16.4	-50.8	-47.0	-43.8	-43.2	-39.3	-34.9	-37.6	-23.7	-34.5	-33.1	-33.3	-31.4	-29.3	-29.0	-29.3	-27.1	-23.2	-28.2	-27.4	-28.6	-32.1	-36.4	-41.8	-48.9	-60.8	-77.7	
Idling Trucks	Leq	-15.9	-50.3	-46.5	-43.3	-42.7	-38.8	-34.5	-37.1	-23.2	-34.0	-32.6	-32.9	-31.0	-28.8	-28.5	-28.8	-26.6	-22.7	-27.7	-26.9	-28.1	-31.6	-35.9	-41.3	-48.4	-60.4	-77.2	-99.5
Idling Trucks	CNEL	-16.4	-50.8	-47.0	-43.8	-43.2	-39.3	-34.9	-37.6	-23.7	-34.5	-33.1	-33.3	-31.4	-29.3	-29.0	-29.3	-27.1	-23.2	-28.2	-27.4	-28.6	-32.1	-36.4	-41.7	-48.9	-60.8	-77.6	-99.8

Duke Patterson Warehouse Contribution spectra - 001 - Duke Patterson Warehouse: Outdoor SP

23

Source	Time slice	Sum	25Hz	31.5Hz	40Hz	50Hz	63Hz	80Hz	100Hz	125Hz	160Hz	200Hz	250Hz	315Hz	400Hz	500Hz	630Hz	800Hz	1kHz	1.25kHz	1.6kHz	2kHz	2.5kHz	3.15kHz	4kHz	5kHz	6.3kHz	8kHz	10kHz
		dB(A)	dB(A)	dB(A)	dB(A)	dB(A)	dB(A)	dB(A)	dB(A)	dB(A)	dB(A)	dB(A)	dB(A)	dB(A)	dB(A)	dB(A)	dB(A)	dB(A)	dB(A)	dB(A)	dB(A)	dB(A)	dB(A)	dB(A)	dB(A)	dB(A)	dB(A)	dB(A)	dB(A)
Idling Trucks	Leq	-15.9	-50.3	-46.5	-43.3	-42.7	-38.8	-34.4	-37.1	-23.2	-34.0	-32.6	-32.8	-30.9	-28.8	-28.5	-28.8	-26.6	-22.7	-27.7	-26.9	-28.1	-31.6	-35.9	-41.2	-48.4	-60.3	-77.1	-99.3
Idling Trucks	CNEL	-16.5	-50.9	-47.1	-43.9	-43.3	-39.3	-35.0	-37.7	-23.8	-34.6	-33.2	-33.4	-31.5	-29.4	-29.1	-29.4	-27.2	-23.4	-28.3	-27.6	-28.8	-32.3	-36.6	-42.0	-49.3	-61.3	-78.3	
Idling Trucks	Leq	-16.0	-50.4	-46.6	-43.4	-42.8	-38.9	-34.5	-37.2	-23.3	-34.1	-32.7	-32.9	-31.1	-28.9	-28.6	-28.9	-26.7	-22.9	-27.9	-27.1	-28.3	-31.8	-36.1	-41.6	-48.8	-60.8	-77.9	
Idling Trucks	CNEL	-16.5	-50.9	-47.1	-43.9	-43.3	-39.3	-35.0	-37.6	-23.7	-34.6	-33.2	-33.4	-31.5	-29.4	-29.0	-29.4	-27.2	-23.3	-28.3	-27.5	-28.7	-32.3	-36.6	-42.0	-49.2	-61.2	-78.2	
Idling Trucks	Leq	-16.0	-50.4	-46.6	-43.4	-42.8	-38.8	-34.5	-37.2	-23.3	-34.1	-32.7	-32.9	-31.0	-28.9	-28.6	-28.9	-26.7	-22.8	-27.8	-27.0	-28.2	-31.8	-36.1	-41.5	-48.7	-60.7	-77.7	
Idling Trucks	CNEL	-16.4	-50.8	-47.1	-43.9	-43.3	-39.3	-35.0	-37.6	-23.7	-34.5	-33.1	-33.4	-31.5	-29.4	-29.0	-29.3	-27.2	-23.3	-28.3	-27.5	-28.7	-32.2	-36.5	-41.9	-49.1	-61.1	-78.0	
Idling Trucks	Leq	-16.0	-50.4	-46.6	-43.4	-42.8	-38.8	-34.5	-37.1	-23.2	-34.1	-32.7	-32.9	-31.0	-28.9	-28.5	-28.9	-26.7	-22.8	-27.8	-27.0	-28.2	-31.7	-36.0	-41.4	-48.6	-60.6	-77.5	-100.0
Idling Trucks	CNEL	-16.1	-50.5	-46.8	-43.6	-43.0	-39.0	-34.7	-37.3	-23.4	-34.2	-32.9	-33.1	-31.2	-29.1	-28.7	-29.0	-26.8	-22.9	-27.9	-27.1	-28.2	-31.7	-35.9	-41.2	-48.1	-59.8	-76.2	-97.9
Idling Trucks	Leq	-15.6	-50.0	-46.3	-43.1	-42.5	-38.6	-34.2	-36.8	-22.9	-33.7	-32.4	-32.6	-30.7	-28.6	-28.2	-28.5	-26.3	-22.4	-27.4	-26.6	-27.7	-31.2	-35.4	-40.7	-47.6	-59.3	-75.7	-97.4
Idling Trucks	CNEL	-16.3	-50.6	-46.9	-43.7	-43.1	-39.1	-34.8	-37.4	-23.5	-34.3	-32.9	-33.2	-31.3	-29.1	-28.8	-29.2	-27.0	-23.2	-28.1	-27.3	-28.5	-32.0	-36.3	-41.6	-48.8	-60.6	-77.4	-99.6
Idling Trucks	Leq	-15.8	-50.2	-46.4	-43.2	-42.6	-38.6	-34.3	-36.9	-23.0	-33.9	-32.5	-32.7	-30.8	-28.7	-28.3	-28.7	-26.6	-22.7	-27.7	-26.9	-28.0	-31.6	-35.8	-41.2	-48.3	-60.1	-76.9	-99.1
Idling Trucks	CNEL	-16.3	-50.6	-46.9	-43.7	-43.1	-39.1	-34.8	-37.4	-23.5	-34.3	-32.9	-33.2	-31.3	-29.2	-28.8	-29.2	-27.1	-23.2	-28.2	-27.4	-28.5	-32.1	-36.3	-41.7	-48.8	-60.7	-77.5	-99.7
Idling Trucks	Leq	-15.8	-50.2	-46.4	-43.2	-42.6	-38.6	-34.3	-36.9	-23.0	-33.9	-32.5	-32.7	-30.8	-28.7	-28.3	-28.8	-26.6	-22.7	-27.7	-26.9	-28.1	-31.6	-35.9	-41.2	-48.3	-60.2	-77.0	-99.3
Idling Trucks	CNEL	-16.3	-50.7	-46.9	-43.7	-43.1	-39.1	-34.8	-37.4	-23.5	-34.4	-32.9	-33.2	-31.3	-29.2	-28.8	-29.3	-27.1	-23.2	-28.2	-27.4	-28.6	-32.1	-36.4	-41.7	-48.9	-60.8	-77.6	-99.9
Idling Trucks	Leq	-15.8	-50.2	-46.4	-43.2	-42.6	-38.6	-34.3	-36.9	-23.0	-33.9	-32.5	-32.7	-30.8	-28.7	-28.3	-28.8	-26.6	-22.7	-27.7	-26.9	-28.1	-31.6	-35.9	-41.2	-48.3	-60.3	-77.2	-99.5
Idling Trucks	CNEL	-16.2	-50.6	-46.8	-43.6	-43.0	-39.1	-34.8	-37.4	-23.5	-34.3	-32.9	-33.1	-31.2	-29.1	-28.8	-29.1	-27.0	-23.1	-28.1	-27.3	-28.4	-31.9	-36.2	-41.5	-48.6	-60.4	-77.0	-99.0
Idling Trucks	Leq	-15.7	-50.1	-46.3	-43.2	-42.5	-38.6	-34.3	-36.9	-23.0	-33.8	-32.4	-32.6	-30.8	-28.6	-28.3	-28.7	-26.5	-22.6	-27.6	-26.8	-27.9	-31.5	-35.7	-41.0	-48.1	-59.9	-76.5	-98.6
Idling Trucks	CNEL	-16.2	-50.6	-46.8	-43.7	-43.0	-39.1	-34.8	-37.4	-23.5	-34.3	-32.9	-33.1	-31.2	-29.1	-28.8	-29.2	-27.0	-23.1	-28.1	-27.3	-28.5	-32.0	-36.2	-41.5	-48.6	-60.4	-77.1	-99.2
Idling Trucks	Leq	-15.7	-50.1	-46.4	-43.2	-42.6	-38.6	-34.3	-36.9	-23.0	-33.8	-32.4	-32.7	-30.8	-28.6	-28.3	-28.7	-26.5	-22.6	-27.6	-26.8	-28.0	-31.5	-35.7	-41.1	-48.1	-60.0	-76.6	-98.7
Idling Trucks	CNEL	-16.2	-50.6	-46.8	-43.7	-43.0	-39.1	-34.8	-37.4	-23.5	-34.3	-32.9	-33.1	-31.3	-29.1	-28.8	-29.2	-27.0	-23.1	-28.1	-27.3	-28.5	-32.0	-36.3	-41.6	-48.7	-60.5	-77.2	-99.4
Idling Trucks	Leq	-15.8	-50.1	-46.4	-43.2	-42.6	-38.6	-34.3	-36.9	-23.0	-33.8	-32.4	-32.7	-30.8	-28.7	-28.3	-28.7	-26.5	-22.6	-27.6	-26.8	-28.0	-31.5	-35.8	-41.1	-48.2	-60.0	-76.8	-98.9
Idling Trucks	CNEL	-16.3	-50.7	-46.9	-43.7	-43.1	-39.1	-34.8	-37.4	-23.5	-34.4	-33.0	-33.2	-31.3	-29.2	-28.8	-29.3	-27.1	-23.2	-28.2	-27.4	-28.6	-32.1	-36.4	-41.8	-49.0	-60.9	-77.8	
Idling Trucks	Leq	-15.9	-50.2	-46.4	-43.2	-42.6	-38.7	-34.3	-37.0	-23.1	-33.9	-32.5	-32.7	-30.8	-28.7	-28.4	-28.8	-26.6	-22.8	-27.7	-26.9	-28.1	-31.7	-36.0	-41.3	-48.5	-60.4	-77.3	-99.6
Idling Trucks	CNEL	-16.5	-50.8	-47.0	-43.8	-43.2	-39.2	-34.9	-37.5	-23.6	-34.4	-33.0	-33.3	-31.4	-29.3	-28.9	-29.4	-27.3	-23.4	-28.4	-27.6	-28.8	-32.4	-36.7	-42.1	-49.4	-61.5	-78.6	
Idling Trucks	Leq	-16.0	-50.3	-46.5	-43.3	-42.7	-38.7	-34.4	-37.0	-23.1	-34.0	-32.6	-32.8	-30.9	-28.8	-28.4	-28.9	-26.8	-22.9	-27.9	-27.1	-28.3	-31.9	-36.2	-41.7	-48.9	-61.0	-78.1	
Idling Trucks	CNEL	-16.5	-50.8	-47.0	-43.8	-43.2	-39.2	-34.9	-37.5	-23.6	-34.5	-33.1	-33.3	-31.4	-29.3	-28.9	-29.4	-27.3	-23.4	-28.4	-27.7	-28.9	-32.5	-36.8	-42.2	-49.5	-61.6	-78.8	
Idling Trucks	Leq	-16.0	-50.3	-46.5	-43.3	-42.7	-38.7	-34.4	-37.1	-23.2	-34.0	-32.6	-32.8	-30.9	-28.8	-28.4	-28.9	-26.8	-23.0	-28.0	-27.2	-28.4	-31.9	-36.3	-41.7	-49.0	-61.1	-78.3	
Idling Trucks	CNEL	-16.5	-50.8	-47.0	-43.8	-43.2	-39.2	-34.9	-37.6	-23.7	-34.5	-33.1	-33.3	-31.4	-29.3	-28.9	-29.4	-27.4	-23.5	-28.5	-27.7	-28.9	-32.5	-36.8	-42.3	-49.6	-61.8	-79.0	
Idling Trucks	Leq	-16.0	-50.3	-46.5	-43.3	-42.7	-38.8	-34.4	-37.1	-23.2	-34.0	-32.6	-32.8	-30.9	-28.8	-28.5	-29.0	-26.9	-23.0	-28.0	-27.2	-28.4	-32.0	-36.3	-41.8	-49.1	-61.3	-78.5	
Idling Trucks	CNEL	-16.4	-50.7	-46.9	-43.7	-43.1	-39.2	-34.8	-37.5	-23.6	-34.4	-33.0	-33.2	-31.3	-29.2	-28.9	-29.3	-27.2	-23.3	-28.3	-27.5	-28.7	-32.2	-36.5	-41.9	-49.1	-61.1	-78.1	
Idling Trucks	Leq	-15.9	-50.2	-46.5	-43.3	-42.6	-38.7	-34.4	-37.0	-23.1	-33.9	-32.5	-32.7	-30.9	-28.7	-28.4	-28.9	-26.7	-22.8	-27.8	-27.0	-28.2	-31.8	-36.1	-41.4	-48.7	-60.6	-77.6	
Idling Trucks	CNEL	-16.4	-50.7	-47.0	-43.8	-43.1	-39.2	-34.8	-37.5	-23.6	-34.4	-33.0	-33.2	-31.4	-29.2	-28.9	-29.4	-27.2	-23.3	-28.3	-27.5	-28.7	-32.3	-36.6	-42.0	-49.2	-61.2	-78.2	
Idling Trucks	Leq	-15.9	-50.3	-46.5	-43.3	-42.7	-38.7	-34.4	-37.0	-23.1	-33.9	-32.5	-32.8	-30.9	-28.8	-28.4	-28.9	-26.7	-22.9	-27.8	-27.1	-28.3	-31.8	-36.1	-41.5	-48.7	-60.8	-77.8	
Idling Trucks	CNEL	-16.4	-50.8	-47.0	-43.8	-43.1	-39.2	-34.9	-37.5	-23.6	-34.4	-33.0	-33.3	-31.4	-29.2	-28.9	-29.4	-27.2	-23.4	-28.4	-27.6	-28.8	-32.3	-36.6	-42.1	-49.3	-61.4	-78.4	
Idling Trucks	Leq	-16.0	-50.3	-46.5	-43.3	-42.7	-38.7	-34.4	-37.0	-23.1	-33.9	-32.5	-32.8	-30.9	-28.8	-28.4	-28.9	-26.8	-22.9	-27.9	-27.1	-28.3	-31.8	-36.2	-41.6	-48.8	-60.9	-77.9	
Idling Trucks	CNEL	-16.2	-50.6	-46.8	-43.6	-43.0	-39.1	-34.7	-37.3	-23.4	-34.3	-32.9	-33.1	-31.2	-29.1	-28.7	-29.1	-26.9	-23.0	-28.0	-27.2	-28.4	-31.9	-36.1	-41.4	-48.4	-60.2	-76.8	-98.8

Duke Patterson Warehouse Contribution spectra - 001 - Duke Patterson Warehouse: Outdoor SP

23

Source	Time slice	Sum	25Hz	31.5Hz	40Hz	50Hz	63Hz	80Hz	100Hz	125Hz	160Hz	200Hz	250Hz	315Hz	400Hz	500Hz	630Hz	800Hz	1kHz	1.25kHz	1.6kHz	2kHz	2.5kHz	3.15kHz	4kHz	5kHz	6.3kHz	8kHz	10kHz
		dB(A)	dB(A)	dB(A)	dB(A)	dB(A)	dB(A)	dB(A)	dB(A)	dB(A)	dB(A)	dB(A)	dB(A)	dB(A)	dB(A)	dB(A)	dB(A)	dB(A)	dB(A)	dB(A)	dB(A)	dB(A)	dB(A)	dB(A)	dB(A)	dB(A)	dB(A)	dB(A)	dB(A)
Idling Trucks	Leq	-15.7	-50.1	-46.3	-43.1	-42.5	-38.6	-34.3	-36.9	-23.0	-33.8	-32.4	-32.6	-30.7	-28.6	-28.3	-28.6	-26.4	-22.6	-27.5	-26.7	-27.9	-31.4	-35.6	-40.9	-48.0	-59.7	-76.3	-98.3
Idling Trucks	CNEL	-16.1	-50.5	-46.8	-43.6	-43.0	-39.0	-34.7	-37.3	-23.4	-34.2	-32.8	-33.1	-31.2	-29.1	-28.7	-29.0	-26.8	-22.9	-27.9	-27.1	-28.2	-31.7	-35.9	-41.1	-48.1	-59.8	-76.2	-97.9
Idling Trucks	Leq	-15.6	-50.0	-46.3	-43.1	-42.5	-38.5	-34.2	-36.8	-22.9	-33.7	-32.4	-32.6	-30.7	-28.6	-28.2	-28.5	-26.3	-22.4	-27.4	-26.6	-27.7	-31.2	-35.4	-40.7	-47.6	-59.3	-75.7	-97.4
Idling Trucks	CNEL	-16.1	-50.5	-46.8	-43.6	-43.0	-39.0	-34.7	-37.3	-23.4	-34.2	-32.8	-33.1	-31.2	-29.1	-28.7	-29.0	-26.8	-22.9	-27.9	-27.1	-28.2	-31.7	-35.9	-41.2	-48.1	-59.8	-76.2	-97.9
Idling Trucks	Leq	-15.6	-50.0	-46.3	-43.1	-42.5	-38.5	-34.2	-36.8	-22.9	-33.7	-32.4	-32.6	-30.7	-28.6	-28.2	-28.5	-26.3	-22.4	-27.4	-26.6	-27.7	-31.2	-35.4	-40.7	-47.7	-59.3	-75.7	-97.5
Idling Trucks	CNEL	-16.1	-50.5	-46.8	-43.6	-43.0	-39.0	-34.7	-37.3	-23.4	-34.2	-32.8	-33.1	-31.2	-29.1	-28.7	-29.0	-26.8	-22.9	-27.9	-27.1	-28.2	-31.7	-35.9	-41.2	-48.2	-59.8	-76.2	-98.0
Idling Trucks	Leq	-15.6	-50.0	-46.3	-43.1	-42.5	-38.5	-34.2	-36.8	-22.9	-33.7	-32.4	-32.6	-30.7	-28.6	-28.2	-28.5	-26.3	-22.4	-27.4	-26.6	-27.8	-31.2	-35.4	-40.7	-47.7	-59.3	-75.8	-97.5
Idling Trucks	CNEL	-16.1	-50.5	-46.8	-43.6	-43.0	-39.0	-34.7	-37.3	-23.4	-34.2	-32.8	-33.1	-31.2	-29.1	-28.7	-29.0	-26.8	-22.9	-27.9	-27.1	-28.2	-31.7	-35.9	-41.1	-48.1	-59.8	-76.2	-97.9
Idling Trucks	Leq	-15.6	-50.0	-46.3	-43.1	-42.5	-38.6	-34.2	-36.8	-22.9	-33.7	-32.4	-32.6	-30.7	-28.6	-28.2	-28.5	-26.3	-22.4	-27.4	-26.6	-27.7	-31.2	-35.4	-40.7	-47.6	-59.3	-75.7	-97.4
Idling Trucks	CNEL	-16.1	-50.5	-46.8	-43.6	-43.0	-39.0	-34.7	-37.3	-23.4	-34.2	-32.8	-33.1	-31.2	-29.1	-28.7	-29.0	-26.8	-22.9	-27.9	-27.1	-28.2	-31.7	-35.9	-41.1	-48.1	-59.8	-76.2	-97.9
Idling Trucks	Leq	-15.6	-50.0	-46.3	-43.1	-42.5	-38.5	-34.2	-36.8	-22.9	-33.7	-32.4	-32.6	-30.7	-28.6	-28.2	-28.5	-26.3	-22.4	-27.4	-26.6	-27.7	-31.2	-35.4	-40.7	-47.6	-59.3	-75.7	-97.4
Idling Trucks	CNEL	-16.1	-50.5	-46.8	-43.6	-43.0	-39.0	-34.7	-37.3	-23.4	-34.2	-32.8	-33.1	-31.2	-29.1	-28.7	-29.0	-26.8	-22.9	-27.9	-27.1	-28.2	-31.7	-35.9	-41.1	-48.1	-59.8	-76.2	-97.9
Idling Trucks	Leq	-15.6	-50.0	-46.3	-43.1	-42.5	-38.5	-34.2	-36.8	-22.9	-33.7	-32.4	-32.6	-30.7	-28.6	-28.2	-28.5	-26.3	-22.4	-27.4	-26.6	-27.7	-31.2	-35.4	-40.7	-47.6	-59.3	-75.7	-97.4
Idling Trucks	CNEL	-16.1	-50.5	-46.8	-43.6	-43.0	-39.0	-34.7	-37.3	-23.4	-34.2	-32.8	-33.1	-31.2	-29.1	-28.7	-29.0	-26.8	-22.9	-27.9	-27.1	-28.2	-31.7	-35.9	-41.2	-48.2	-59.8	-76.3	-98.0
Idling Trucks	Leq	-15.6	-50.0	-46.3	-43.1	-42.5	-38.5	-34.2	-36.8	-22.9	-33.7	-32.4	-32.6	-30.7	-28.6	-28.2	-28.5	-26.3	-22.4	-27.4	-26.6	-27.8	-31.2	-35.4	-40.7	-47.7	-59.3	-75.8	-97.5
Idling Trucks	CNEL	-16.1	-50.5	-46.8	-43.6	-43.0	-39.0	-34.7	-37.3	-23.4	-34.2	-32.9	-33.1	-31.2	-29.1	-28.7	-29.0	-26.9	-23.0	-28.0	-27.1	-28.3	-31.8	-36.0	-41.3	-48.3	-60.0	-76.6	-98.4
Idling Trucks	Leq	-15.6	-50.1	-46.3	-43.1	-42.5	-38.6	-34.2	-36.8	-22.9	-33.7	-32.4	-32.6	-30.7	-28.6	-28.2	-28.6	-26.4	-22.5	-27.5	-26.7	-27.8	-31.3	-35.5	-40.8	-47.8	-59.5	-76.1	-97.9
Idling Trucks	CNEL	-16.1	-50.5	-46.8	-43.6	-43.0	-39.0	-34.7	-37.3	-23.4	-34.2	-32.9	-33.1	-31.2	-29.1	-28.7	-29.1	-26.9	-23.0	-28.0	-27.2	-28.4	-31.8	-36.1	-41.4	-48.4	-60.1	-76.6	-98.5
Idling Trucks	Leq	-15.7	-50.1	-46.3	-43.1	-42.5	-38.6	-34.2	-36.8	-22.9	-33.7	-32.4	-32.6	-30.7	-28.6	-28.2	-28.6	-26.4	-22.5	-27.5	-26.7	-27.8	-31.3	-35.6	-40.8	-47.9	-59.6	-76.1	-98.0
Idling Trucks	CNEL	-16.2	-50.6	-46.8	-43.6	-43.0	-39.1	-34.7	-37.3	-23.4	-34.2	-32.9	-33.1	-31.2	-29.1	-28.7	-29.1	-26.9	-23.0	-28.0	-27.2	-28.4	-31.8	-36.1	-41.4	-48.4	-60.1	-76.7	-98.6
Idling Trucks	Leq	-15.7	-50.1	-46.3	-43.1	-42.5	-38.6	-34.2	-36.8	-22.9	-33.8	-32.4	-32.6	-30.7	-28.6	-28.3	-28.6	-26.4	-22.5	-27.5	-26.7	-27.9	-31.4	-35.6	-40.9	-47.9	-59.7	-76.2	-98.2
Idling Trucks	CNEL	-16.1	-50.5	-46.8	-43.6	-43.0	-39.0	-34.7	-37.3	-23.4	-34.2	-32.8	-33.1	-31.2	-29.1	-28.7	-29.0	-26.8	-22.9	-27.9	-27.1	-28.3	-31.7	-36.0	-41.2	-48.2	-59.9	-76.4	-98.1
Idling Trucks	Leq	-15.6	-50.0	-46.3	-43.1	-42.5	-38.5	-34.2	-36.8	-22.9	-33.7	-32.4	-32.6	-30.7	-28.6	-28.2	-28.5	-26.3	-22.5	-27.4	-26.6	-27.8	-31.3	-35.5	-40.7	-47.7	-59.4	-75.9	-97.7
Idling Trucks	CNEL	-16.1	-50.5	-46.8	-43.6	-43.0	-39.0	-34.7	-37.3	-23.4	-34.2	-32.8	-33.1	-31.2	-29.1	-28.7	-29.0	-26.8	-23.0	-27.9	-27.1	-28.3	-31.8	-36.0	-41.2	-48.2	-59.9	-76.4	-98.2
Idling Trucks	Leq	-15.6	-50.0	-46.3	-43.1	-42.5	-38.5	-34.2	-36.8	-22.9	-33.7	-32.4	-32.6	-30.7	-28.6	-28.2	-28.5	-26.4	-22.5	-27.4	-26.6	-27.8	-31.3	-35.5	-40.8	-47.8	-59.4	-75.9	-97.7
Idling Trucks	CNEL	-16.1	-50.5	-46.8	-43.6	-43.0	-39.0	-34.7	-37.3	-23.4	-34.2	-32.8	-33.1	-31.2	-29.1	-28.7	-29.0	-26.9	-23.0	-27.9	-27.1	-28.3	-31.8	-36.0	-41.3	-48.3	-60.0	-76.5	-98.3
Idling Trucks	Leq	-15.6	-50.1	-46.3	-43.1	-42.5	-38.6	-34.2	-36.8	-22.9	-33.7	-32.4	-32.6	-30.7	-28.6	-28.2	-28.5	-26.4	-22.5	-27.5	-26.6	-27.8	-31.3	-35.5	-40.8	-47.8	-59.5	-76.0	-97.8
Idling Trucks	CNEL	12.8	-37.1	-32.4	-28.3	-26.7	-21.8	-16.5	-16.4	-1.5	-9.0	-9.2	-8.4	-5.5	-2.0	-0.6	0.0	3.3	7.3	2.4	3.4	2.6	-0.1	-3.2	-6.7	-9.6	-16.8	-27.0	-39.1
Idling Trucks	Leq	13.3	-36.6	-31.9	-27.8	-26.2	-21.3	-16.0	-15.9	-1.0	-8.5	-8.7	-7.9	-5.0	-1.5	-0.1	0.5	3.7	7.7	2.9	3.9	3.1	0.3	-2.7	-6.2	-9.1	-16.4	-26.5	-38.7
Idling Trucks	CNEL	13.8	-35.8	-31.1	-27.1	-25.6	-20.7	-15.5	-15.1	1.9	-7.9	-8.0	-7.2	-4.2	-0.8	0.7	1.2	4.2	8.1	3.3	4.2	3.4	0.6	-2.4	-5.8	-9.5	-16.4	-25.7	-36.8
Idling Trucks	Leq	14.3	-35.3	-30.6	-26.6	-25.1	-20.2	-15.0	-14.7	2.4	-7.5	-7.5	-6.7	-3.8	-0.3	1.1	1.7	4.7	8.6	3.8	4.7	3.9	1.1	-1.9	-5.3	-9.0	-15.9	-25.2	-36.3
Idling Trucks	CNEL	14.0	-35.7	-31.0	-27.0	-25.5	-20.6	-15.4	-15.0	2.1	-7.8	-7.8	-7.0	-4.0	-0.6	0.9	1.4	4.3	8.3	3.4	4.3	3.5	0.8	-2.3	-5.6	-9.3	-16.2	-25.4	-36.4
Idling Trucks	Leq	14.4	-35.2	-30.6	-26.5	-25.0	-20.1	-14.9	-14.5	2.6	-7.3	-7.3	-6.5	-3.6	-0.1	1.3	1.9	4.8	8.8	3.9	4.8	4.0	1.2	-1.8	-5.2	-8.9	-15.7	-24.9	-35.9
Idling Trucks	CNEL	14.1	-35.6	-31.0	-26.9	-25.4	-20.5	-15.3	-14.8	2.2	-7.6	-7.5	-6.8	-3.8	-0.3	1.1	1.7	4.5	8.4	3.6	4.4	3.7	0.9	-2.2	-5.5	-9.2	-16.0	-25.1	-36.0
Idling Trucks	Leq	14.6	-35.2	-30.5	-26.4	-24.9	-20.0	-14.8	-14.3	2.7	-7.1	-7.1	-6.3	-3.3	0.1	1.6	2.1	5.0	8.9	4.1	4.9	4.1	1.4	-1.7	-5.0	-8.7	-15.5	-24.7	-35.5
Idling Trucks	CNEL	13.1	-36.6	-32.0	-27.9	-26.3	-21.5	-16.2	-16.0	-1.1	-8.7	-8.8	-8.0	-5.1	-1.6	-0.2	0.4	3.5	7.5	2.7	3.6	2.9	0.1	-3.0	-5.8	-9.7	-17.0	-26.7	-38.4

Duke Patterson Warehouse

Contribution spectra - 001 - Duke Patterson Warehouse: Outdoor SP

23

Source	Time slice	Sum	25Hz	31.5Hz	40Hz	50Hz	63Hz	80Hz	100Hz	125Hz	160Hz	200Hz	250Hz	315Hz	400Hz	500Hz	630Hz	800Hz	1kHz	1.25kHz	1.6kHz	2kHz	2.5kHz	3.15kHz	4kHz	5kHz	6.3kHz	8kHz	10kHz
		dB(A)	dB(A)	dB(A)	dB(A)	dB(A)	dB(A)	dB(A)	dB(A)	dB(A)	dB(A)	dB(A)	dB(A)	dB(A)	dB(A)	dB(A)	dB(A)	dB(A)	dB(A)	dB(A)	dB(A)	dB(A)	dB(A)	dB(A)	dB(A)	dB(A)	dB(A)	dB(A)	dB(A)
Idling Trucks	Leq	13.5	-36.2	-31.5	-27.4	-25.8	-21.0	-15.7	-15.5	-0.6	-8.2	-8.3	-7.5	-4.6	-1.1	0.3	0.9	4.0	8.0	3.2	4.1	3.4	0.6	-2.5	-5.4	-9.2	-16.5	-26.2	-37.9
Idling Trucks	CNEL	13.2	-36.6	-31.9	-27.7	-26.2	-21.3	-16.1	-15.8	-0.9	-8.5	-8.6	-7.8	-4.9	-1.4	0.0	0.6	3.7	7.7	2.9	3.8	3.0	0.2	-2.8	-5.7	-9.5	-16.8	-26.4	-38.0
Idling Trucks	Leq	13.7	-36.1	-31.4	-27.3	-25.7	-20.9	-15.6	-15.3	-0.5	-8.0	-8.1	-7.3	-4.4	-0.9	0.5	1.1	4.2	8.2	3.3	4.2	3.5	0.7	-2.3	-5.2	-9.1	-16.3	-25.9	-37.5
Idling Trucks	CNEL	13.7	-35.8	-31.2	-27.1	-25.6	-20.8	-15.6	-15.3	1.8	-8.1	-8.2	-7.4	-4.5	-1.0	0.4	1.0	4.0	8.0	3.2	4.1	3.3	0.5	-2.5	-5.9	-9.9	-16.7	-26.0	-37.2
Idling Trucks	Leq	14.1	-35.3	-30.7	-26.6	-25.2	-20.3	-15.1	-14.8	2.2	-7.6	-7.7	-6.9	-4.0	-0.5	0.9	1.5	4.5	8.5	3.6	4.5	3.8	1.0	-2.1	-5.4	-9.4	-16.3	-25.6	-36.7
Idling Trucks	CNEL	14.3	-35.6	-30.9	-26.8	-25.3	-20.4	-15.1	-14.7	2.4	-7.5	-7.4	-6.6	-3.6	-0.1	1.3	1.9	4.6	8.6	3.7	4.5	3.8	1.0	-2.1	-5.4	-9.0	-15.8	-24.9	-35.6
Idling Trucks	Leq	14.7	-35.1	-30.4	-26.3	-24.8	-19.9	-14.7	-14.2	2.9	-7.0	-6.9	-6.1	-3.1	0.3	1.7	2.3	5.1	9.0	4.2	5.0	4.3	1.5	-1.6	-4.9	-8.6	-15.3	-24.4	-35.1
Idling Trucks	CNEL	14.9	-35.1	-30.4	-26.3	-24.7	-19.9	-14.6	-13.9	3.1	-6.7	-6.4	-5.6	-2.7	0.8	2.2	2.8	5.3	9.2	4.3	5.1	4.3	1.5	-1.6	-4.9	-8.3	-15.0	-23.8	-34.0
Idling Trucks	Leq	15.4	-34.6	-29.9	-25.8	-24.3	-19.4	-14.1	-13.5	3.6	-6.3	-5.9	-5.1	-2.2	1.3	2.7	3.3	5.7	9.7	4.8	5.5	4.7	1.9	-1.1	-4.4	-7.8	-14.5	-23.3	-33.5
Idling Trucks	CNEL	15.0	-35.0	-30.3	-26.2	-24.7	-19.8	-14.5	-13.8	3.2	-6.6	-6.2	-5.5	-2.5	1.0	2.4	3.0	5.4	9.3	4.4	5.1	4.3	1.5	-1.5	-4.8	-8.2	-14.8	-23.6	-33.8
Idling Trucks	Leq	15.5	-34.6	-29.8	-25.7	-24.2	-19.3	-14.0	-13.3	3.7	-6.1	-5.8	-5.0	-2.0	1.4	2.9	3.4	5.9	9.8	4.9	5.6	4.8	2.0	-1.0	-4.3	-7.7	-14.4	-23.1	-33.3
Idling Trucks	CNEL	15.1	-34.9	-30.2	-26.1	-24.6	-19.7	-14.4	-11.5	3.3	-6.5	-6.1	-5.3	-2.3	1.1	2.5	3.1	5.5	9.4	4.5	5.2	4.4	1.6	-1.4	-4.7	-7.7	-14.4	-23.2	-33.4
Idling Trucks	Leq	15.6	-34.5	-29.8	-25.6	-24.1	-19.2	-13.9	-11.0	3.8	-6.0	-5.6	-4.8	-1.9	1.6	3.0	3.6	6.0	9.9	5.0	5.7	4.9	2.1	-1.0	-4.2	-7.2	-13.9	-22.8	-32.9
Idling Trucks	CNEL	14.4	-35.5	-30.8	-26.7	-25.2	-20.3	-15.0	-14.5	2.5	-7.3	-7.1	-6.3	-3.4	0.1	1.5	2.1	4.8	8.7	3.8	4.7	3.9	1.1	-2.0	-5.3	-8.9	-15.6	-24.6	-35.2
Idling Trucks	Leq	14.9	-35.0	-30.3	-26.2	-24.7	-19.8	-14.5	-14.0	3.0	-6.8	-6.7	-5.9	-2.9	0.5	2.0	2.5	5.2	9.2	4.3	5.1	4.4	1.6	-1.5	-4.8	-8.4	-15.2	-24.2	-34.8
Idling Trucks	CNEL	14.5	-35.4	-30.7	-26.6	-25.1	-20.2	-14.9	-14.4	2.7	-7.2	-7.0	-6.2	-3.2	0.2	1.7	2.2	4.9	8.8	4.0	4.8	4.0	1.2	-1.9	-5.2	-8.8	-15.5	-24.4	-34.9
Idling Trucks	Leq	15.0	-34.9	-30.2	-26.1	-24.6	-19.7	-14.4	-13.9	3.2	-6.7	-6.5	-5.7	-2.8	0.7	2.1	2.7	5.4	9.3	4.4	5.2	4.5	1.7	-1.4	-4.7	-8.3	-15.0	-24.0	-34.5
Idling Trucks	CNEL	14.8	-35.2	-30.5	-26.4	-24.8	-20.0	-14.7	-14.1	3.0	-6.9	-6.6	-5.8	-2.9	0.6	2.0	2.6	5.1	9.1	4.2	5.0	4.2	1.4	-1.7	-5.0	-8.4	-15.1	-24.0	-34.3
Idling Trucks	Leq	15.3	-34.7	-30.0	-25.9	-24.4	-19.5	-14.2	-13.6	3.4	-6.4	-6.1	-5.3	-2.4	1.1	2.5	3.1	5.6	9.6	4.7	5.4	4.7	1.8	-1.2	-4.5	-7.9	-14.6	-23.5	-33.8
Idling Trucks	CNEL	12.9	-36.7	-32.0	-28.0	-26.4	-21.6	-16.3	-16.1	-1.3	-8.9	-9.0	-8.2	-5.3	-1.8	-0.4	0.2	3.4	7.4	2.5	3.5	2.7	0.0	-3.1	-6.0	-9.9	-17.3	-27.1	-38.9
Idling Trucks	Leq	13.4	-36.2	-31.6	-27.5	-26.0	-21.1	-15.8	-15.7	-0.8	-8.4	-8.5	-7.8	-4.8	-1.3	0.1	0.6	3.9	7.8	3.0	4.0	3.2	0.4	-2.6	-5.5	-9.4	-16.8	-26.6	-38.4
Idling Trucks	CNEL	10.4	-37.8	-33.2	-29.2	-27.7	-22.9	-17.7	-18.0	-3.2	-13.2	-11.2	-10.5	-7.5	-4.0	-2.6	-2.1	1.1	5.0	0.0	0.9	-0.1	-3.2	-6.6	-9.1	-14.2	-22.5	-34.1	-48.4
Idling Trucks	Leq	10.9	-37.3	-32.7	-28.7	-27.3	-22.5	-17.3	-17.6	-2.8	-12.7	-10.7	-10.0	-7.1	-3.6	-2.2	-1.6	1.6	5.4	0.5	1.3	0.4	-2.7	-6.2	-8.6	-13.7	-22.0	-33.7	-47.9
Idling Trucks	CNEL	10.5	-37.8	-33.2	-29.1	-27.7	-22.9	-17.7	-17.9	-3.1	-13.0	-11.0	-10.3	-7.3	-3.9	-2.5	-1.9	1.2	5.1	0.1	0.9	0.0	-3.1	-6.6	-10.5	-14.2	-22.4	-34.0	-48.0
Idling Trucks	Leq	11.0	-37.3	-32.7	-28.7	-27.2	-22.4	-17.2	-17.4	-2.6	-12.5	-10.6	-9.8	-6.9	-3.4	-2.0	-1.4	1.7	5.6	0.6	1.4	0.5	-2.6	-6.1	-10.1	-13.7	-22.0	-33.5	-47.6
Idling Trucks	CNEL	10.6	-37.7	-33.1	-29.1	-27.6	-22.8	-17.6	-17.8	-3.0	-12.9	-10.8	-10.1	-7.2	-3.7	-2.3	-1.7	1.3	5.2	0.2	1.0	0.1	-3.0	-6.5	-10.5	-14.1	-22.5	-33.8	-47.7
Idling Trucks	Leq	11.1	-37.2	-32.6	-28.6	-27.1	-22.3	-17.1	-17.3	-2.5	-12.4	-10.4	-9.6	-6.7	-3.2	-1.8	-1.2	1.8	5.7	0.7	1.5	0.5	-2.5	-6.0	-10.0	-13.7	-22.0	-33.3	-47.2
Idling Trucks	CNEL	10.3	-37.9	-33.3	-29.3	-27.9	-23.1	-18.0	-18.4	-3.7	-13.6	-11.9	-11.2	-8.2	-4.8	-3.4	-2.8	0.8	4.8	-0.1	0.9	0.0	-1.8	-5.2	-9.1	-14.0	-22.1	-33.6	-48.2
Idling Trucks	Leq	10.8	-37.4	-32.8	-28.8	-27.4	-22.7	-17.5	-18.0	-3.2	-13.1	-11.5	-10.7	-7.8	-4.3	-2.9	-2.3	1.3	5.3	0.4	1.4	0.5	-1.3	-4.7	-8.6	-13.6	-21.6	-33.1	-47.8
Idling Trucks	CNEL	10.4	-37.9	-33.3	-29.3	-27.9	-23.1	-17.9	-18.3	-3.6	-13.5	-11.8	-11.0	-8.1	-4.6	-3.2	-2.6	1.0	4.9	0.1	1.0	0.2	-2.8	-5.1	-9.0	-13.9	-22.0	-33.3	-47.8
Idling Trucks	Leq	10.8	-37.4	-32.8	-28.8	-27.4	-22.6	-17.4	-17.9	-3.1	-13.0	-11.3	-10.5	-7.6	-4.1	-2.7	-2.1	1.4	5.4	0.5	1.5	0.6	-2.3	-4.6	-8.6	-13.4	-21.5	-32.8	-47.3
Idling Trucks	CNEL	10.3	-37.9	-33.3	-29.2	-27.8	-23.0	-17.8	-18.2	-3.4	-13.3	-11.4	-10.6	-7.7	-4.2	-2.8	-2.3	1.0	4.9	-0.1	0.8	-0.2	-3.2	-6.7	-9.1	-14.2	-22.1	-33.8	-48.5
Idling Trucks	Leq	10.8	-37.4	-32.8	-28.8	-27.3	-22.5	-17.3	-17.7	-2.9	-12.8	-10.9	-10.1	-7.2	-3.7	-2.3	-1.8	1.5	5.3	0.4	1.3	0.3	-2.8	-6.2	-8.6	-13.7	-21.6	-33.3	-48.0
Idling Trucks	CNEL	10.8	-36.6	-32.0	-28.0	-26.6	-21.8	-16.7	-17.0	-2.2	-10.1	-10.6	-9.9	-6.9	-3.5	-2.1	-1.5	1.5	5.4	0.4	1.2	0.2	-2.9	-6.4	-10.3	-13.6	-22.1	-33.4	-47.1
Idling Trucks	Leq	11.3	-36.1	-31.5	-27.5	-26.1	-21.3	-16.2	-16.5	-1.7	-9.6	-10.2	-9.4	-6.5	-3.0	-1.6	-1.0	2.0	5.8	0.9	1.6	0.7	-2.4	-5.9	-9.9	-13.1	-21.6	-32.9	-46.6
Idling Trucks	CNEL	11.7	-36.8	-32.2	-28.2	-26.7	-21.9	-16.7	-16.7	-1.9	-9.5	-9.6	-8.9	-5.9	-2.5	-1.0	-0.5	2.3	6.2	1.3	2.1	1.2	-1.8	-5.0	-7.9	-12.0	-19.6	-30.1	-42.8

Duke Patterson Warehouse

Contribution spectra - 001 - Duke Patterson Warehouse: Outdoor SP

23

Source	Time slice	Sum	25Hz	31.5Hz	40Hz	50Hz	63Hz	80Hz	100Hz	125Hz	160Hz	200Hz	250Hz	315Hz	400Hz	500Hz	630Hz	800Hz	1kHz	1.25kHz	1.6kHz	2kHz	2.5kHz	3.15kHz	4kHz	5kHz	6.3kHz	8kHz	10kHz
		dB(A)	dB(A)	dB(A)	dB(A)	dB(A)	dB(A)	dB(A)	dB(A)	dB(A)	dB(A)	dB(A)	dB(A)	dB(A)	dB(A)	dB(A)	dB(A)	dB(A)	dB(A)	dB(A)	dB(A)	dB(A)	dB(A)	dB(A)	dB(A)	dB(A)	dB(A)	dB(A)	dB(A)
Idling Trucks	Leq	12.2	-36.4	-31.7	-27.7	-26.2	-21.4	-16.2	-16.2	-1.4	-9.0	-9.2	-8.4	-5.5	-2.0	-0.6	0.0	2.8	6.7	1.7	2.6	1.7	-1.3	-4.6	-7.4	-11.5	-19.2	-29.6	-42.3
Idling Trucks	CNEL	11.9	-36.8	-32.2	-28.1	-26.6	-21.8	-16.6	-16.5	-1.7	-9.3	-9.4	-8.7	-5.7	-2.2	-0.8	-0.3	2.5	6.3	1.4	2.2	1.3	-1.7	-4.9	-7.8	-11.8	-19.4	-29.8	-42.3
Idling Trucks	Leq	12.4	-36.4	-31.7	-27.6	-26.2	-21.3	-16.1	-16.1	-1.3	-8.8	-9.0	-8.2	-5.2	-1.8	-0.4	0.2	2.9	6.8	1.9	2.7	1.8	-1.2	-4.4	-7.3	-11.4	-19.0	-29.3	-41.8
Idling Trucks	CNEL	12.7	-36.8	-32.1	-28.0	-26.5	-21.7	-16.4	-16.3	-1.5	-9.0	-9.2	-8.5	-5.5	-2.0	-0.6	-0.1	3.2	7.2	2.4	3.3	2.6	-0.2	-3.3	-6.2	-10.1	-17.5	-27.4	-39.4
Idling Trucks	Leq	13.2	-36.3	-31.6	-27.6	-26.1	-21.2	-16.0	-15.8	-1.0	-8.6	-8.8	-8.0	-5.1	-1.6	-0.2	0.4	3.7	7.7	2.9	3.8	3.1	0.3	-2.8	-5.7	-9.6	-17.1	-26.9	-38.9
Idling Trucks	CNEL	10.9	-36.7	-32.1	-28.1	-26.7	-21.9	-16.8	-17.0	-2.2	-10.0	-10.5	-9.7	-6.8	-3.3	-1.9	-1.3	1.6	5.4	0.5	1.2	0.2	-2.9	-6.4	-10.3	-13.9	-22.0	-33.2	-46.7
Idling Trucks	Leq	11.4	-36.2	-31.6	-27.6	-26.2	-21.4	-16.3	-16.5	-1.7	-9.5	-10.0	-9.2	-6.3	-2.8	-1.4	-0.8	2.1	5.9	0.9	1.7	0.7	-2.4	-5.9	-9.8	-13.4	-21.5	-32.7	-46.2
Idling Trucks	CNEL	11.0	-36.7	-32.2	-28.1	-26.7	-22.0	-16.8	-16.9	-2.2	-9.9	-10.3	-9.5	-6.6	-3.1	-1.7	-1.1	1.7	5.5	0.5	1.3	0.3	-2.8	-6.3	-9.2	-13.5	-21.3	-32.5	-46.0
Idling Trucks	Leq	11.5	-36.3	-31.7	-27.7	-26.2	-21.5	-16.3	-16.5	-1.7	-9.4	-9.8	-9.0	-6.1	-2.6	-1.2	-0.6	2.2	6.0	1.0	1.8	0.8	-2.4	-5.8	-8.8	-13.0	-20.8	-32.0	-45.6
Idling Trucks	CNEL	11.6	-36.8	-32.2	-28.2	-26.7	-21.9	-16.7	-16.8	-2.0	-9.6	-9.8	-9.1	-6.1	-2.6	-1.2	-0.7	2.2	6.1	1.2	2.0	1.1	-1.9	-5.1	-8.0	-12.2	-19.7	-30.4	-43.2
Idling Trucks	Leq	12.1	-36.4	-31.7	-27.7	-26.3	-21.5	-16.3	-16.3	-1.5	-9.1	-9.4	-8.6	-5.7	-2.2	-0.8	-0.2	2.7	6.6	1.6	2.5	1.6	-1.4	-4.7	-7.6	-11.7	-19.3	-29.9	-42.7
Idling Trucks	CNEL	15.2	-34.9	-30.2	-26.0	-24.5	-19.6	-14.3	-11.4	3.5	-6.4	-5.9	-5.1	-2.2	1.3	2.7	3.3	5.6	9.5	4.6	5.3	4.5	1.7	-1.4	-4.6	-7.6	-14.4	-23.2	-33.2
Idling Trucks	Leq	15.7	-34.4	-29.7	-25.6	-24.0	-19.1	-13.8	-10.9	3.9	-5.9	-5.5	-4.7	-1.7	1.7	3.2	3.8	6.1	10.0	5.1	5.8	5.0	2.1	-0.9	-4.2	-7.2	-13.9	-22.7	-32.7
Idling Trucks	CNEL	14.6	-35.6	-30.9	-26.7	-25.1	-20.3	-15.0	-14.4	2.7	-7.1	-6.9	-6.1	-3.2	0.3	1.7	2.3	4.9	8.9	4.0	4.8	4.0	1.2	-1.8	-5.1	-8.7	-15.4	-24.3	-34.8
Idling Trucks	Leq	15.1	-35.1	-30.4	-26.2	-24.7	-19.8	-14.5	-13.9	3.2	-6.7	-6.4	-5.6	-2.7	0.8	2.2	2.8	5.4	9.3	4.5	5.3	4.5	1.7	-1.3	-4.7	-8.3	-14.9	-23.8	-34.3
Idling Trucks	CNEL	14.4	-35.7	-31.0	-26.8	-25.3	-20.4	-15.1	-14.6	2.6	-7.3	-7.1	-6.3	-3.4	0.1	1.5	2.1	4.8	8.7	3.9	4.7	3.9	1.1	-1.9	-5.2	-8.9	-15.5	-24.5	-35.1
Idling Trucks	Leq	14.9	-35.2	-30.5	-26.4	-24.8	-19.9	-14.6	-14.1	3.0	-6.8	-6.6	-5.8	-2.9	0.6	2.0	2.6	5.3	9.2	4.4	5.2	4.4	1.6	-1.4	-4.8	-8.4	-15.0	-24.0	-34.6
Idling Trucks	CNEL	14.3	-35.8	-31.1	-27.0	-25.4	-20.5	-15.2	-14.7	2.4	-7.4	-7.3	-6.5	-3.5	-0.1	1.3	1.9	4.7	8.6	3.8	4.6	3.8	1.0	-2.0	-5.3	-9.0	-15.6	-24.7	-35.5
Idling Trucks	Leq	14.8	-35.4	-30.6	-26.5	-24.9	-20.0	-14.7	-14.2	2.9	-7.0	-6.8	-6.0	-3.1	0.4	1.8	2.4	5.1	9.1	4.2	5.1	4.3	1.5	-1.5	-4.9	-8.5	-15.1	-24.3	-35.0
Idling Trucks	CNEL	15.1	-35.1	-30.4	-26.3	-24.7	-19.8	-14.5	-11.6	3.2	-6.6	-6.2	-5.4	-2.5	1.0	2.4	3.0	5.4	9.3	4.4	5.2	4.4	1.6	-1.5	-4.8	-8.2	-14.7	-23.4	-33.6
Idling Trucks	Leq	15.5	-34.6	-29.9	-25.8	-24.2	-19.3	-14.0	-11.1	3.7	-6.1	-5.7	-4.9	-2.0	1.5	2.9	3.5	5.9	9.8	4.9	5.6	4.8	2.0	-1.0	-4.3	-7.7	-14.2	-23.0	-33.2
Idling Trucks	CNEL	15.0	-35.2	-30.5	-26.4	-24.8	-19.9	-14.6	-11.7	3.1	-6.7	-6.3	-5.6	-2.6	0.9	2.3	2.9	5.3	9.2	4.3	5.1	4.3	1.5	-1.6	-4.8	-8.4	-14.8	-23.6	-33.9
Idling Trucks	Leq	15.4	-34.8	-30.0	-25.9	-24.3	-19.4	-14.1	-11.3	3.6	-6.2	-5.9	-5.1	-2.1	1.3	2.8	3.3	5.8	9.7	4.8	5.6	4.8	2.0	-1.1	-4.4	-7.9	-14.3	-23.1	-33.4
Idling Trucks	CNEL	14.7	-35.5	-30.7	-26.6	-25.0	-20.1	-14.8	-14.2	2.9	-7.0	-6.7	-5.9	-3.0	0.5	1.9	2.5	5.1	9.0	4.1	4.9	4.1	1.3	-1.7	-5.0	-8.6	-15.3	-24.1	-34.5
Idling Trucks	Leq	15.2	-35.0	-30.2	-26.1	-24.5	-19.6	-14.4	-13.8	3.3	-6.5	-6.2	-5.4	-2.5	1.0	2.4	3.0	5.5	9.5	4.6	5.4	4.6	1.8	-1.2	-4.5	-8.1	-14.8	-23.6	-34.0
Idling Trucks	CNEL	14.1	-36.0	-31.3	-27.1	-25.6	-20.7	-15.4	-14.9	2.2	-7.6	-7.5	-6.7	-3.8	-0.3	1.1	1.7	4.5	8.5	3.6	4.5	3.7	0.9	-2.1	-5.5	-9.1	-15.8	-25.0	-35.9
Idling Trucks	Leq	14.6	-35.5	-30.8	-26.6	-25.1	-20.2	-14.9	-14.4	2.7	-7.1	-7.0	-6.2	-3.3	0.2	1.6	2.2	5.0	8.9	4.1	4.9	4.2	1.4	-1.7	-5.0	-8.7	-15.3	-24.5	-35.4
Idling Trucks	CNEL	13.4	-36.7	-32.0	-27.8	-26.3	-21.4	-16.1	-15.8	1.4	-8.5	-8.5	-7.7	-4.8	-1.3	0.1	0.7	3.7	7.7	2.9	3.8	3.1	0.3	-2.8	-6.2	-9.4	-16.6	-26.3	-37.9
Idling Trucks	Leq	13.9	-36.2	-31.5	-27.3	-25.8	-20.9	-15.6	-15.3	1.8	-8.0	-8.0	-7.3	-4.3	-0.8	0.6	1.1	4.2	8.2	3.4	4.3	3.6	0.8	-2.3	-5.7	-8.9	-16.1	-25.8	-37.4
Idling Trucks	CNEL	13.2	-36.8	-32.1	-28.0	-26.4	-21.5	-16.2	-16.0	1.2	-8.7	-8.7	-7.9	-5.0	-1.5	-0.1	0.5	3.6	7.6	2.8	3.7	2.9	0.2	-2.9	-6.3	-9.3	-16.5	-26.5	-38.3
Idling Trucks	Leq	13.7	-36.3	-31.6	-27.5	-25.9	-21.0	-15.7	-15.5	1.7	-8.2	-8.3	-7.5	-4.5	-1.1	0.4	0.9	4.1	8.1	3.2	4.2	3.4	0.6	-2.4	-5.8	-8.9	-16.1	-26.0	-37.8
Idling Trucks	CNEL	13.1	-37.0	-32.2	-28.1	-26.6	-21.7	-16.4	-16.2	1.0	-8.8	-9.0	-8.2	-5.2	-1.8	-0.3	0.2	3.4	7.4	2.6	3.5	2.8	0.0	-3.1	-6.5	-9.5	-16.7	-26.8	-38.7
Idling Trucks	Leq	13.5	-36.5	-31.8	-27.6	-26.1	-21.2	-15.9	-15.7	1.5	-8.4	-8.5	-7.7	-4.8	-1.3	0.1	0.7	3.9	7.9	3.1	4.0	3.3	0.5	-2.6	-6.0	-9.0	-16.2	-26.3	-38.2
Idling Trucks	CNEL	14.0	-36.1	-31.4	-27.2	-25.7	-20.8	-15.5	-15.1	2.1	-7.8	-7.7	-6.9	-4.0	-0.5	0.9	1.5	4.4	8.3	3.5	4.3	3.6	0.8	-2.3	-5.6	-9.3	-15.9	-25.2	-36.2
Idling Trucks	Leq	14.5	-35.6	-30.9	-26.8	-25.2	-20.3	-15.0	-14.6	2.5	-7.3	-7.2	-6.4	-3.5	0.0	1.4	2.0	4.8	8.8	4.0	4.8	4.1	1.3	-1.8	-5.1	-8.8	-15.4	-24.8	-35.7
Idling Trucks	CNEL	13.9	-36.3	-31.5	-27.4	-25.8	-20.9	-15.6	-15.3	1.9	-7.9	-7.9	-7.1	-4.2	-0.7	0.7	1.3	4.2	8.2	3.3	4.2	3.5	0.7	-2.4	-5.7	-9.4	-16.1	-25.5	-36.6

Duke Patterson Warehouse Contribution spectra - 001 - Duke Patterson Warehouse: Outdoor SP

23

Source	Time slice	Sum	25Hz	31.5Hz	40Hz	50Hz	63Hz	80Hz	100Hz	125Hz	160Hz	200Hz	250Hz	315Hz	400Hz	500Hz	630Hz	800Hz	1kHz	1.25kHz	1.6kHz	2kHz	2.5kHz	3.15kHz	4kHz	5kHz	6.3kHz	8kHz	10kHz
		dB(A)	dB(A)	dB(A)	dB(A)	dB(A)	dB(A)	dB(A)	dB(A)	dB(A)	dB(A)	dB(A)	dB(A)	dB(A)	dB(A)	dB(A)	dB(A)	dB(A)	dB(A)	dB(A)	dB(A)	dB(A)	dB(A)	dB(A)	dB(A)	dB(A)	dB(A)	dB(A)	dB(A)
Idling Trucks	Leq	14.3	-35.8	-31.0	-26.9	-25.3	-20.5	-15.2	-14.8	2.4	-7.5	-7.4	-6.6	-3.7	-0.2	1.2	1.8	4.7	8.7	3.8	4.7	3.9	1.2	-1.9	-5.3	-9.0	-15.6	-25.0	-36.1
Idling Trucks	CNEL	13.5	-36.5	-31.8	-27.7	-26.1	-21.2	-15.9	-15.6	1.5	-8.3	-8.3	-7.5	-4.6	-1.1	0.3	0.9	3.9	7.9	3.1	4.0	3.2	0.4	-2.6	-6.0	-9.8	-16.4	-26.0	-37.4
Idling Trucks	Leq	14.0	-36.1	-31.3	-27.2	-25.6	-20.7	-15.5	-15.1	2.0	-7.8	-7.8	-7.0	-4.1	-0.6	0.8	1.4	4.4	8.4	3.5	4.4	3.7	0.9	-2.2	-5.5	-9.3	-15.9	-25.6	-37.0
Idling Trucks	CNEL	15.2	-35.0	-30.3	-26.2	-24.6	-19.7	-14.4	-11.5	3.4	-6.5	-6.0	-5.2	-2.3	1.2	2.6	3.2	5.5	9.4	4.5	5.2	4.4	1.6	-1.4	-4.7	-7.8	-14.6	-23.2	-33.4
Idling Trucks	Leq	15.6	-34.6	-29.8	-25.7	-24.1	-19.2	-13.9	-11.0	3.8	-6.0	-5.6	-4.8	-1.8	1.6	3.1	3.7	6.0	9.9	5.0	5.7	4.9	2.1	-0.9	-4.2	-7.3	-14.1	-22.8	-32.9
Idling Trucks	CNEL	15.5	-34.6	-29.9	-25.8	-24.2	-19.3	-14.1	-11.1	3.8	-6.1	-5.5	-4.7	-1.7	1.7	3.1	3.7	5.9	9.8	4.9	5.5	4.7	1.9	-1.2	-4.4	-7.0	-13.5	-22.3	-32.3
Idling Trucks	Leq	16.0	-34.2	-29.4	-25.3	-23.7	-18.8	-13.6	-10.6	4.3	-5.6	-5.0	-4.2	-1.3	2.2	3.6	4.2	6.4	10.3	5.4	6.0	5.2	2.3	-0.7	-3.9	-6.6	-13.0	-21.8	-31.8
Idling Trucks	CNEL	15.6	-34.6	-29.9	-25.8	-24.2	-19.3	-14.0	-11.0	3.8	-6.0	-5.4	-4.6	-1.7	1.8	3.2	3.8	5.9	9.8	4.9	5.5	4.7	1.9	-1.2	-4.4	-6.6	-13.2	-22.0	-32.1
Idling Trucks	Leq	16.1	-34.1	-29.4	-25.3	-23.7	-18.8	-13.5	-10.6	4.3	-5.5	-5.0	-4.2	-1.2	2.2	3.7	4.3	6.4	10.3	5.4	6.0	5.2	2.4	-0.7	-3.9	-6.1	-12.7	-21.5	-31.7
Idling Trucks	CNEL	15.6	-34.6	-29.9	-25.7	-24.2	-19.3	-14.0	-11.0	3.8	-6.0	-5.4	-4.6	-1.7	1.8	3.2	3.8	5.9	9.8	4.9	5.5	4.7	1.9	-1.1	-4.4	-6.7	-13.2	-22.1	-32.2
Idling Trucks	Leq	16.1	-34.1	-29.4	-25.3	-23.7	-18.8	-13.5	-10.5	4.3	-5.5	-4.9	-4.1	-1.2	2.3	3.7	4.3	6.4	10.3	5.4	6.0	5.2	2.4	-0.7	-3.9	-6.2	-12.7	-21.6	-31.7
Idling Trucks	CNEL	15.3	-34.8	-30.1	-26.0	-24.4	-19.5	-14.3	-11.3	3.5	-6.3	-5.8	-5.0	-2.1	1.4	2.8	3.4	5.7	9.6	4.7	5.3	4.5	1.7	-1.3	-4.6	-8.0	-14.4	-23.1	-33.1
Idling Trucks	Leq	15.8	-34.3	-29.6	-25.5	-23.9	-19.1	-13.8	-10.9	4.0	-5.8	-5.4	-4.6	-1.6	1.9	3.3	3.9	6.1	10.0	5.1	5.8	5.0	2.2	-0.8	-4.1	-7.5	-13.9	-22.6	-32.6
Idling Trucks	CNEL	15.4	-34.8	-30.0	-25.9	-24.4	-19.5	-14.2	-11.2	3.6	-6.2	-5.7	-4.9	-2.0	1.5	2.9	3.5	5.7	9.6	4.7	5.4	4.6	1.8	-1.3	-4.5	-7.9	-14.3	-22.9	-32.9
Idling Trucks	Leq	15.9	-34.3	-29.6	-25.4	-23.9	-19.0	-13.7	-10.8	4.1	-5.7	-5.2	-4.4	-1.5	2.0	3.4	4.0	6.2	10.1	5.2	5.9	5.1	2.2	-0.8	-4.1	-7.4	-13.8	-22.5	-32.4
Idling Trucks	CNEL	15.5	-34.7	-29.9	-25.8	-24.3	-19.4	-14.1	-11.1	3.8	-6.1	-5.5	-4.7	-1.8	1.7	3.1	3.7	5.8	9.7	4.8	5.5	4.7	1.8	-1.2	-3.5	-7.0	-13.4	-22.3	-32.3
Idling Trucks	Leq	16.0	-34.2	-29.5	-25.3	-23.8	-18.9	-13.6	-10.6	4.2	-5.6	-5.1	-4.3	-1.3	2.1	3.6	4.2	6.3	10.2	5.3	6.0	5.1	2.3	-0.7	-3.0	-6.5	-13.0	-21.8	-31.9
Idling Trucks	CNEL	15.6	-34.6	-29.9	-25.7	-24.2	-19.3	-14.0	-11.0	3.8	-6.0	-5.4	-4.6	-1.7	1.8	3.2	3.8	5.9	9.8	4.9	5.5	4.7	1.9	-1.1	-4.4	-6.7	-13.3	-22.1	-32.2
Idling Trucks	Leq	16.1	-34.1	-29.4	-25.3	-23.7	-18.8	-13.5	-10.5	4.3	-5.5	-4.9	-4.1	-1.2	2.3	3.7	4.3	6.4	10.3	5.4	6.0	5.2	2.4	-0.7	-3.9	-6.2	-12.8	-21.7	-31.7
Idling Trucks	CNEL	15.4	-34.8	-30.1	-25.9	-24.4	-19.5	-14.2	-11.2	3.6	-6.2	-5.7	-4.9	-1.9	1.5	2.9	3.5	5.8	9.7	4.8	5.4	4.6	1.8	-1.3	-4.5	-7.1	-13.9	-22.6	-32.7
Idling Trucks	Leq	15.9	-34.3	-29.6	-25.4	-23.9	-19.0	-13.7	-10.7	4.1	-5.7	-5.2	-4.4	-1.5	2.0	3.4	4.0	6.2	10.1	5.2	5.9	5.1	2.3	-0.8	-4.0	-6.6	-13.4	-22.2	-32.2
Idling Trucks	CNEL	15.3	-34.9	-30.1	-26.0	-24.4	-19.5	-14.3	-11.3	3.6	-6.3	-5.8	-5.0	-2.0	1.4	2.8	3.4	5.7	9.6	4.7	5.4	4.6	1.7	-1.3	-4.6	-7.2	-14.0	-22.8	-32.9
Idling Trucks	Leq	15.8	-34.4	-29.6	-25.5	-23.9	-19.1	-13.8	-10.8	4.0	-5.8	-5.3	-4.5	-1.6	1.9	3.3	3.9	6.2	10.1	5.2	5.8	5.0	2.2	-0.8	-4.1	-6.7	-13.5	-22.3	-32.4
Idling Trucks	CNEL	15.3	-34.9	-30.2	-26.1	-24.5	-19.6	-14.3	-11.4	3.5	-6.4	-5.9	-5.1	-2.2	1.3	2.7	3.3	5.6	9.5	4.6	5.3	4.5	1.7	-1.4	-4.6	-7.7	-14.4	-23.1	-33.2
Idling Trucks	Leq	15.7	-34.5	-29.7	-25.6	-24.0	-19.1	-13.9	-10.9	3.9	-5.9	-5.4	-4.6	-1.7	1.8	3.2	3.8	6.1	10.0	5.1	5.8	5.0	2.2	-0.9	-4.1	-7.2	-14.0	-22.6	-32.7
Idling Trucks	CNEL	15.6	-34.6	-29.9	-25.8	-24.2	-19.3	-14.0	-11.0	3.8	-6.0	-5.4	-4.6	-1.7	1.8	3.2	3.8	5.9	9.8	4.9	5.5	4.7	1.9	-1.2	-4.4	-6.8	-13.4	-22.2	-32.3
Idling Trucks	Leq	16.1	-34.1	-29.4	-25.3	-23.7	-18.8	-13.5	-10.6	4.3	-5.5	-4.9	-4.1	-1.2	2.3	3.7	4.3	6.4	10.3	5.4	6.0	5.2	2.4	-0.7	-3.9	-6.3	-12.9	-21.7	-31.8
Idling Trucks	CNEL	15.6	-34.7	-29.9	-25.8	-24.2	-19.3	-14.1	-11.1	3.8	-6.0	-5.5	-4.7	-1.7	1.7	3.2	3.8	5.9	9.8	4.9	5.5	4.7	1.9	-1.2	-4.4	-6.8	-13.5	-22.3	-32.3
Idling Trucks	Leq	16.0	-34.2	-29.4	-25.3	-23.7	-18.9	-13.6	-10.6	4.3	-5.6	-5.0	-4.2	-1.2	2.2	3.6	4.2	6.4	10.3	5.4	6.0	5.2	2.4	-0.7	-3.9	-6.4	-13.0	-21.8	-31.9
Idling Trucks	CNEL	15.5	-34.7	-30.0	-25.9	-24.3	-19.4	-14.1	-11.2	3.7	-6.1	-5.6	-4.8	-1.9	1.6	3.0	3.6	5.8	9.7	4.8	5.5	4.6	1.8	-1.2	-4.5	-7.0	-13.7	-22.5	-32.6
Idling Trucks	Leq	16.0	-34.3	-29.5	-25.4	-23.8	-18.9	-13.7	-10.7	4.2	-5.7	-5.1	-4.3	-1.4	2.1	3.5	4.1	6.3	10.2	5.3	5.9	5.1	2.3	-0.7	-4.0	-6.5	-13.2	-22.0	-32.1
31 Parking: Spaces 10	CNEL	2.2				-4.2				-0.2			-10.3		-8.8				-12.2			-14.9			-29.9			-71.6	
31 Parking: Spaces 10	Leq	5.2				-1.2				2.8			-7.3		-5.8				-9.2			-11.9			-26.9			-68.6	
Parking 1: Spaces 30	CNEL	11.7				5.0				9.3			-0.8		0.8				-1.2			-5.0			-18.7			-55.7	
Parking 1: Spaces 30	Leq	14.7				8.0				12.3			2.2		3.8				1.8			-2.0			-15.7			-52.7	
Parking 2: Spaces 20	CNEL	8.9				2.6				6.5			-3.9		-2.4				-5.6			-7.9			-20.5			-53.8	

Duke Patterson Warehouse Contribution spectra - 001 - Duke Patterson Warehouse: Outdoor SP

23

Source	Time slice	Sum	25Hz	31.5Hz	40Hz	50Hz	63Hz	80Hz	100Hz	125Hz	160Hz	200Hz	250Hz	315Hz	400Hz	500Hz	630Hz	800Hz	1kHz	1.25kHz	1.6kHz	2kHz	2.5kHz	3.15kHz	4kHz	5kHz	6.3kHz	8kHz	10kHz			
		dB(A)	dB(A)	dB(A)	dB(A)	dB(A)	dB(A)	dB(A)	dB(A)	dB(A)	dB(A)	dB(A)	dB(A)	dB(A)	dB(A)	dB(A)	dB(A)	dB(A)	dB(A)	dB(A)	dB(A)	dB(A)	dB(A)	dB(A)	dB(A)	dB(A)	dB(A)	dB(A)	dB(A)			
Parking 2: Spaces 20	Leq	11.9					5.6			9.5			-0.8			0.6			-2.6			-4.9							-17.5			-50.8
Parking 3: Spaces 20	CNEL	9.3					3.0			7.0			-3.5			-2.1			-5.3			-7.4							-19.3			-50.5
Parking 3: Spaces 20	Leq	12.4					6.0			10.0			-0.5			1.0			-2.3			-4.4							-16.2			-47.5
Parking 4: Spaces 20	CNEL	9.9					3.5			7.6			-3.1			-1.7			-4.9			-6.9							-17.9			-47.2
Parking 4: Spaces 20	Leq	12.9					6.5			10.6			-0.1			1.3			-1.9			-3.9							-14.8			-44.2
Parking 5: Spaces 20	CNEL	10.5					4.1			8.3			-2.7			-1.3			-4.4			-6.4							-16.5			-44.1
Parking 5: Spaces 20	Leq	13.5					7.1			11.3			0.3			1.7			-1.4			-3.4							-13.5			-41.1
Parking 6: Spaces 14	CNEL	8.8					2.5			6.6			-4.7			-3.3			-6.4			-8.2							-17.8			-44.0
Parking 6: Spaces 14	Leq	11.8					5.5			9.6			-1.7			-0.3			-3.4			-5.2							-14.8			-41.0
Parking 7: Spaces 15	CNEL	11.8					5.4			9.8			-2.3			-1.3			-3.3			-4.4							-13.3			-38.6
Parking 7: Spaces 15	Leq	14.8					8.4			12.8			0.7			1.7			-0.3			-1.3							-10.3			-35.6
Parking 8: Spaces 15	CNEL	1.2					-4.6			-1.4			-12.1			-10.8			-13.4			-13.2							-23.9			-58.9
Parking 8: Spaces 15	Leq	4.2					-1.6			1.6			-9.1			-7.8			-10.4			-10.2							-20.9			-55.9
Parking 9: Spaces 10	CNEL	-1.9					-7.8			-4.5			-15.4			-14.1			-16.3			-15.8							-25.7			-58.1
Parking 9: Spaces 10	Leq	1.1					-4.8			-1.4			-12.4			-11.0			-13.2			-12.8							-22.7			-55.1
Parking 10: Spaces 10	CNEL	-1.2					-7.3			-3.7			-14.9			-13.5			-15.6			-14.9							-24.2			-54.6
Parking 10: Spaces 10	Leq	1.8					-4.3			-0.7			-11.8			-10.5			-12.6			-11.8							-21.2			-51.6
Parking 11: Spaces 10	CNEL	-0.5					-6.7			-3.0			-14.3			-12.9			-14.8			-13.9							-22.8			-51.2
Parking 11: Spaces 10	Leq	2.5					-3.7			0.0			-11.3			-9.9			-11.8			-10.9							-19.8			-48.2
Parking 12: Spaces 10	CNEL	0.2					-6.0			-2.3			-13.8			-12.3			-13.9			-13.0							-21.3			-47.9
Parking 12: Spaces 10	Leq	3.2					-3.0			0.7			-10.8			-9.3			-10.9			-10.0							-18.3			-44.9
Parking 13: Spaces 8	CNEL	0.0					-6.2			-2.5			-14.2			-12.8			-14.1			-13.1							-21.0			-46.1
Parking 13: Spaces 8	Leq	3.0					-3.2			0.6			-11.2			-9.8			-11.1			-10.1							-18.0			-43.1
Parking 14: Spaces 9	CNEL	2.2					-3.5			-0.1			-12.7			-11.6			-12.5			-11.5							-19.0			-42.3
Parking 14: Spaces 9	Leq	5.3					-0.5			2.9			-9.7			-8.5			-9.5			-8.5							-16.0			-39.3
Parking 15: Spaces 10	CNEL	2.5					-4.0			0.1			-10.0			-8.5			-11.8			-14.6							-29.7			-72.3
Parking 15: Spaces 10	Leq	5.5					-1.0			3.1			-7.0			-5.4			-8.8			-11.5							-26.7			-69.3
Parking 16: Spaces 9	CNEL	2.1					-4.4			-0.3			-10.3			-8.8			-12.1			-14.9							-30.3			-73.9
Parking 16: Spaces 9	Leq	5.1					-1.4			2.7			-7.3			-5.8			-9.1			-11.9							-27.3			-70.9
Parking 17: Spaces 10	CNEL	1.6					-4.6			-0.8			-11.0			-9.6			-13.0			-15.7							-30.7			-71.3
Parking 17: Spaces 10	Leq	4.6					-1.6			2.2			-8.0			-6.6			-10.0			-12.7							-27.7			-68.3
Parking 18: Spaces 5	CNEL	-3.1					-9.0			-5.5			-16.0			-14.7			-18.1			-20.8							-33.2			-72.2
Parking 18: Spaces 5	Leq	-0.1					-6.0			-2.5			-13.0			-11.6			-15.1			-17.8							-30.2			-69.1
Parking 19: Spaces 6	CNEL	0.5					-6.0			-1.9			-11.9			-10.3			-13.6			-16.3							-31.5			-74.3
Parking 19: Spaces 6	Leq	3.5					-3.0			1.1			-8.9			-7.3			-10.6			-13.3							-28.5			-71.3
Parking 20: Spaces 12	CNEL	3.5					-2.7			1.1			-9.2			-7.8			-11.2			-13.9							-28.6			-68.3

Duke Patterson Warehouse Contribution spectra - 001 - Duke Patterson Warehouse: Outdoor SP

23

Source	Time slice	Sum	25Hz	31.5Hz	40Hz	50Hz	63Hz	80Hz	100Hz	125Hz	160Hz	200Hz	250Hz	315Hz	400Hz	500Hz	630Hz	800Hz	1kHz	1.25kHz	1.6kHz	2kHz	2.5kHz	3.15kHz	4kHz	5kHz	6.3kHz	8kHz	10kHz
		dB(A)	dB(A)	dB(A)	dB(A)	dB(A)	dB(A)	dB(A)	dB(A)	dB(A)	dB(A)	dB(A)	dB(A)	dB(A)	dB(A)	dB(A)	dB(A)	dB(A)	dB(A)	dB(A)	dB(A)	dB(A)	dB(A)	dB(A)	dB(A)	dB(A)	dB(A)	dB(A)	dB(A)
Back Up Alarm 1	CNEL	17.5					-8.7			-3.2			1.0			7.2			12.9			13.8			7.7				-15.1
Back Up Alarm 1	Leq	18.0					-8.2			-2.7			1.5			7.7			13.4			14.3			8.2				-14.6
Back Up Alarm 1	CNEL	17.4					-8.8			-3.4			0.9			7.0			12.8			13.7			7.5				-15.4
Back Up Alarm 1	Leq	17.9					-8.3			-2.9			1.4			7.5			13.3			14.2			8.0				-14.9
Back Up Alarm 1	CNEL	17.4					-8.9			-3.5			0.8			6.9			12.7			13.7			7.4				-15.7
Back Up Alarm 1	Leq	17.8					-8.4			-3.0			1.3			7.4			13.2			14.2			7.9				-15.2
Back Up Alarm 1	CNEL	17.3					-8.9			-3.6			0.7			6.8			12.7			13.6			7.3				-16.0
Back Up Alarm 1	Leq	17.8					-8.5			-3.1			1.1			7.3			13.1			14.1			7.8				-15.5
Back Up Alarm 1	CNEL	16.8					-9.3			-4.1			0.1			6.2			12.3			13.2			6.7				-17.6
Back Up Alarm 1	Leq	17.3					-8.8			-3.7			0.6			6.7			12.7			13.7			7.2				-17.1
Back Up Alarm 1	CNEL	-1.0					-17.3			-14.7			-10.3			-7.2			-7.3			-5.7			-19.0				-61.3
Back Up Alarm 1	Leq	-0.5					-16.8			-14.3			-9.8			-6.7			-6.8			-5.3			-18.6				-60.8
Back Up Alarm 1	CNEL	-1.0					-17.3			-14.7			-10.3			-7.2			-7.3			-5.7			-19.1				-61.4
Back Up Alarm 1	Leq	-0.5					-16.8			-14.3			-9.8			-6.7			-6.8			-5.3			-18.6				-60.9
Back Up Alarm 1	CNEL	-1.0					-17.3			-14.7			-10.3			-7.2			-7.3			-5.7			-19.1				-61.4
Back Up Alarm 1	Leq	-0.5					-16.8			-14.3			-9.8			-6.7			-6.8			-5.3			-18.6				-61.0
Back Up Alarm 1	CNEL	-1.0					-17.3			-14.8			-10.3			-7.2			-7.3			-5.7			-19.1				-61.5
Back Up Alarm 1	Leq	-0.5					-16.8			-14.3			-9.8			-6.7			-6.8			-5.3			-18.6				-61.0
Back Up Alarm 1	CNEL	17.2					-9.4			-4.2			0.0			6.1			12.2			14.0			7.3				-17.7
Back Up Alarm 1	Leq	17.7					-8.9			-3.7			0.5			6.6			12.7			14.5			7.8				-17.2
Back Up Alarm 1	CNEL	17.2					-9.4			-4.3			-0.1			6.0			12.1			13.9			7.7				-17.8
Back Up Alarm 1	Leq	17.7					-8.9			-3.8			0.4			6.5			12.6			14.4			8.2				-17.3
Back Up Alarm 1	CNEL	-1.0					-17.3			-14.7			-10.3			-7.2			-7.3			-5.7			-19.0				-61.2
Back Up Alarm 1	Leq	-0.5					-16.8			-14.3			-9.8			-6.7			-6.8			-5.3			-18.5				-60.7
Back Up Alarm 1	CNEL	-1.0					-17.3			-14.7			-10.3			-7.2			-7.3			-5.7			-19.0				-61.3
Back Up Alarm 1	Leq	-0.5					-16.8			-14.3			-9.8			-6.7			-6.8			-5.3			-18.6				-60.8
Back Up Alarm 1	CNEL	17.6					-8.6			-3.1			1.1			7.3			13.0			13.9			7.8				-14.8
Back Up Alarm 1	Leq	18.1					-8.1			-2.6			1.6			7.8			13.5			14.4			8.3				-14.3
Back Up Alarm 1	CNEL	19.1					-7.3			-1.6			2.7			8.9			13.9			15.7			9.9				-11.0
Back Up Alarm 1	Leq	19.6					-6.8			-1.1			3.2			9.4			14.4			16.2			10.4				-10.5
Back Up Alarm 1	CNEL	19.1					-7.4			-1.7			2.6			8.8			13.9			15.7			9.8				-11.2
Back Up Alarm 1	Leq	19.6					-6.9			-1.2			3.1			9.2			14.3			16.1			10.3				-10.8
Back Up Alarm 1	CNEL	19.0					-7.5			-1.8			2.5			8.6			13.8			15.6			9.7				-11.5
Back Up Alarm 1	Leq	19.5					-7.0			-1.3			2.9			9.1			14.3			16.1			10.2				-11.0
Back Up Alarm 1	CNEL	18.9					-7.6			-1.9			2.3			8.5			13.7			15.5			9.6				-11.7
Back Up Alarm 1	Leq	19.4					-7.1			-1.4			2.8			9.0			14.2			16.0			10.1				-11.3

Duke Patterson Warehouse Contribution spectra - 001 - Duke Patterson Warehouse: Outdoor SP

23

Source	Time slice	Sum	25Hz	31.5Hz	40Hz	50Hz	63Hz	80Hz	100Hz	125Hz	160Hz	200Hz	250Hz	315Hz	400Hz	500Hz	630Hz	800Hz	1kHz	1.25kHz	1.6kHz	2kHz	2.5kHz	3.15kHz	4kHz	5kHz	6.3kHz	8kHz	10kHz
		dB(A)	dB(A)	dB(A)	dB(A)	dB(A)	dB(A)	dB(A)	dB(A)	dB(A)	dB(A)	dB(A)	dB(A)	dB(A)	dB(A)	dB(A)	dB(A)	dB(A)	dB(A)	dB(A)	dB(A)	dB(A)	dB(A)	dB(A)	dB(A)	dB(A)	dB(A)	dB(A)	dB(A)
Back Up Alarm 1	CNEL	19.4					-6.9			-1.1			3.2			9.4			14.2			15.9			10.2				-10.0
Back Up Alarm 1	Leq	19.9					-6.4			-0.6			3.7			9.9			14.7			16.4			10.7				-9.6
Back Up Alarm 1	CNEL	19.4					-7.0			-1.2			3.0			9.2			14.1			15.9			10.1				-10.3
Back Up Alarm 1	Leq	19.8					-6.6			-0.7			3.5			9.7			14.6			16.4			10.6				-9.8
Back Up Alarm 1	CNEL	19.3					-7.1			-1.3			2.9			9.1			14.1			15.8			10.1				-10.5
Back Up Alarm 1	Leq	19.8					-6.6			-0.8			3.4			9.6			14.5			16.3			10.5				-10.0
Back Up Alarm 1	CNEL	19.2					-7.2			-1.4			2.8			9.0			14.0			15.8			10.0				-10.7
Back Up Alarm 1	Leq	19.7					-6.7			-1.0			3.3			9.5			14.5			16.3			10.5				-10.3
Back Up Alarm 1	CNEL	18.8					-7.7			-2.0			2.2			8.4			13.6			15.5			9.5				-12.0
Back Up Alarm 1	Leq	19.3					-7.2			-1.5			2.7			8.9			14.1			15.9			10.0				-11.5
Back Up Alarm 1	CNEL	18.5					-8.2			-2.6			1.6			7.8			13.3			15.1			9.0				-13.4
Back Up Alarm 1	Leq	18.9					-7.7			-2.1			2.1			8.3			13.8			15.6			9.5				-12.9
Back Up Alarm 1	CNEL	18.4					-8.3			-2.8			1.5			7.6			13.2			15.1			8.9				-13.7
Back Up Alarm 1	Leq	18.8					-7.8			-2.3			2.0			8.1			13.7			15.5			9.4				-13.2
Back Up Alarm 1	CNEL	17.8					-8.4			-2.9			1.4			7.5			13.1			14.0			8.0				-14.2
Back Up Alarm 1	Leq	18.3					-7.9			-2.4			1.8			8.0			13.6			14.5			8.5				-13.7
Back Up Alarm 1	CNEL	17.7					-8.5			-3.0			1.2			7.4			13.1			14.0			7.9				-14.5
Back Up Alarm 1	Leq	18.2					-8.0			-2.5			1.7			7.9			13.5			14.5			8.4				-14.0
Back Up Alarm 1	CNEL	18.8					-7.8			-2.2			2.1			8.3			13.6			15.4			9.4				-12.3
Back Up Alarm 1	Leq	19.2					-7.3			-1.7			2.6			8.7			14.1			15.9			9.9				-11.8
Back Up Alarm 1	CNEL	18.7					-7.9			-2.3			2.0			8.1			13.5			15.3			9.3				-12.5
Back Up Alarm 1	Leq	19.2					-7.4			-1.8			2.4			8.6			14.0			15.8			9.8				-12.1
Back Up Alarm 1	CNEL	18.6					-8.0			-2.4			1.8			8.0			13.4			15.3			9.2				-12.8
Back Up Alarm 1	Leq	19.1					-7.5			-1.9			2.3			8.5			13.9			15.7			9.7				-12.3
Back Up Alarm 1	CNEL	18.5					-8.1			-2.5			1.7			7.9			13.4			15.2			9.1				-13.1
Back Up Alarm 1	Leq	19.0					-7.6			-2.0			2.2			8.4			13.8			15.7			9.6				-12.6
Back Up Alarm 1	CNEL	-2.0					-17.4			-14.8			-10.2			-7.2			-7.3			-10.1			-23.4				-65.8
Back Up Alarm 1	Leq	-1.5					-16.9			-14.3			-9.8			-6.7			-6.8			-9.6			-22.9				-65.3
Back Up Alarm 1	CNEL	-2.0					-17.4			-14.8			-10.2			-7.2			-7.3			-10.1			-23.3				-65.7
Back Up Alarm 1	Leq	-1.5					-16.9			-14.3			-9.8			-6.7			-6.8			-9.6			-22.9				-65.2
Back Up Alarm 1	CNEL	-2.0					-17.4			-14.8			-10.2			-7.2			-7.3			-10.0			-23.3				-65.5
Back Up Alarm 1	Leq	-1.5					-16.9			-14.3			-9.8			-6.7			-6.8			-9.6			-22.8				-65.0
Back Up Alarm 1	CNEL	-2.0					-17.4			-14.8			-10.2			-7.2			-7.3			-10.0			-23.3				-65.4
Back Up Alarm 1	Leq	-1.5					-16.9			-14.3			-9.8			-6.7			-6.8			-9.6			-22.8				-64.9
Back Up Alarm 1	CNEL	-2.0					-17.4			-14.8			-10.2			-7.1			-7.3			-10.1			-23.5				-66.4
Back Up Alarm 1	Leq	-1.5					-16.9			-14.3			-9.8			-6.7			-6.8			-9.6			-23.0				-65.9

Duke Patterson Warehouse Contribution spectra - 001 - Duke Patterson Warehouse: Outdoor SP

23

Source	Time slice	Sum	25Hz	31.5Hz	40Hz	50Hz	63Hz	80Hz	100Hz	125Hz	160Hz	200Hz	250Hz	315Hz	400Hz	500Hz	630Hz	800Hz	1kHz	1.25kHz	1.6kHz	2kHz	2.5kHz	3.15kHz	4kHz	5kHz	6.3kHz	8kHz	10kHz
		dB(A)	dB(A)	dB(A)	dB(A)	dB(A)	dB(A)	dB(A)	dB(A)	dB(A)	dB(A)	dB(A)	dB(A)	dB(A)	dB(A)	dB(A)	dB(A)	dB(A)	dB(A)	dB(A)	dB(A)	dB(A)	dB(A)	dB(A)	dB(A)	dB(A)	dB(A)	dB(A)	dB(A)
Back Up Alarm 1	CNEL	-2.0					-17.4			-14.8			-10.2			-7.1			-7.3			-10.1			-23.5			-66.3	
Back Up Alarm 1	Leq	-1.5					-16.9			-14.3			-9.8			-6.7			-6.8			-9.6			-23.0			-65.8	
Back Up Alarm 1	CNEL	-2.0					-17.4			-14.8			-10.2			-7.1			-7.3			-10.1			-23.4			-66.1	
Back Up Alarm 1	Leq	-1.5					-16.9			-14.3			-9.8			-6.7			-6.8			-9.6			-22.9			-65.6	
Back Up Alarm 1	CNEL	-2.0					-17.4			-14.8			-10.2			-7.1			-7.3			-10.1			-23.4			-65.9	
Back Up Alarm 1	Leq	-1.5					-16.9			-14.3			-9.8			-6.7			-6.8			-9.6			-22.9			-65.5	
Back Up Alarm 1	CNEL	-2.0					-17.4			-14.8			-10.2			-7.2			-7.3			-10.0			-23.3			-65.2	
Back Up Alarm 1	Leq	-1.5					-16.9			-14.3			-9.8			-6.7			-6.8			-9.6			-22.8			-64.7	
Back Up Alarm 1	CNEL	-2.0					-17.3			-14.8			-10.2			-7.2			-7.3			-10.0			-23.2			-64.6	
Back Up Alarm 1	Leq	-1.5					-16.9			-14.3			-9.8			-6.7			-6.8			-9.6			-22.7			-64.1	
Back Up Alarm 1	CNEL	-2.0					-17.3			-14.8			-10.2			-7.2			-7.3			-10.0			-23.1			-64.5	
Back Up Alarm 1	Leq	-1.5					-16.9			-14.3			-9.8			-6.7			-6.8			-9.5			-22.7			-64.0	
Back Up Alarm 1	CNEL	-2.0					-17.3			-14.8			-10.2			-7.2			-7.3			-10.0			-23.1			-64.4	
Back Up Alarm 1	Leq	-1.5					-16.9			-14.3			-9.8			-6.7			-6.8			-9.5			-22.6			-63.9	
Back Up Alarm 1	CNEL	-2.0					-17.3			-14.8			-10.2			-7.2			-7.3			-10.0			-23.1			-64.3	
Back Up Alarm 1	Leq	-1.5					-16.8			-14.3			-9.8			-6.7			-6.8			-9.5			-22.6			-63.8	
Back Up Alarm 1	CNEL	-2.0					-17.4			-14.8			-10.2			-7.2			-7.3			-10.0			-23.2			-65.1	
Back Up Alarm 1	Leq	-1.5					-16.9			-14.3			-9.8			-6.7			-6.8			-9.6			-22.8			-64.6	
Back Up Alarm 1	CNEL	-2.0					-17.4			-14.8			-10.2			-7.2			-7.3			-10.0			-23.2			-65.0	
Back Up Alarm 1	Leq	-1.5					-16.9			-14.3			-9.8			-6.7			-6.8			-9.6			-22.7			-64.5	
Back Up Alarm 1	CNEL	-2.0					-17.4			-14.8			-10.2			-7.2			-7.3			-10.0			-23.2			-64.8	
Back Up Alarm 1	Leq	-1.5					-16.9			-14.3			-9.8			-6.7			-6.8			-9.6			-22.7			-64.4	
Back Up Alarm 1	CNEL	-2.0					-17.3			-14.8			-10.2			-7.2			-7.3			-10.0			-23.2			-64.7	
Back Up Alarm 1	Leq	-1.5					-16.9			-14.3			-9.8			-6.7			-6.8			-9.6			-22.7			-64.2	
Back Up Alarm 1	CNEL	-2.0					-17.4			-14.8			-10.2			-7.1			-7.3			-10.1			-23.5			-66.6	
Back Up Alarm 1	Leq	-1.5					-16.9			-14.3			-9.8			-6.7			-6.8			-9.6			-23.0			-66.1	
Back Up Alarm 1	CNEL	-2.0					-17.3			-14.8			-10.2			-7.2			-7.3			-10.0			-23.1			-64.2	
Back Up Alarm 1	Leq	-1.5					-16.8			-14.3			-9.8			-6.7			-6.8			-9.5			-22.6			-63.7	
Back Up Alarm 1	CNEL	-8.4					-22.3			-20.6			-16.8			-14.1			-14.3			-15.4			-25.8			-65.7	
Back Up Alarm 1	Leq	-8.0					-21.8			-20.2			-16.3			-13.6			-13.9			-14.9			-25.3			-65.2	
Back Up Alarm 1	CNEL	-2.0					-17.5			-14.8			-10.2			-7.1			-7.2			-10.1			-23.9			-68.5	
Back Up Alarm 1	Leq	-1.5					-17.0			-14.4			-9.7			-6.6			-6.7			-9.6			-23.4			-68.0	
Back Up Alarm 1	CNEL	-2.0					-17.5			-14.8			-10.2			-7.1			-7.2			-10.1			-23.8			-68.4	
Back Up Alarm 1	Leq	-1.5					-17.0			-14.3			-9.7			-6.6			-6.7			-9.6			-23.4			-67.9	
Back Up Alarm 1	CNEL	-1.0					-17.3			-14.8			-10.3			-7.2			-7.3			-5.7			-19.1			-61.6	
Back Up Alarm 1	Leq	-0.5					-16.8			-14.3			-9.8			-6.7			-6.8			-5.3			-18.6			-61.1	

Duke Patterson Warehouse Contribution spectra - 001 - Duke Patterson Warehouse: Outdoor SP

23

Source	Time slice	Sum	25Hz	31.5Hz	40Hz	50Hz	63Hz	80Hz	100Hz	125Hz	160Hz	200Hz	250Hz	315Hz	400Hz	500Hz	630Hz	800Hz	1kHz	1.25kHz	1.6kHz	2kHz	2.5kHz	3.15kHz	4kHz	5kHz	6.3kHz	8kHz	10kHz					
		dB(A)	dB(A)	dB(A)	dB(A)	dB(A)	dB(A)	dB(A)	dB(A)	dB(A)	dB(A)	dB(A)	dB(A)	dB(A)	dB(A)	dB(A)	dB(A)	dB(A)	dB(A)	dB(A)	dB(A)	dB(A)	dB(A)	dB(A)	dB(A)	dB(A)	dB(A)	dB(A)	dB(A)					
Back Up Alarm 1	CNEL	-1.0					-17.3			-14.8			-10.3			-7.2			-7.3										-19.1			-61.6		
Back Up Alarm 1	Leq	-0.5					-16.8			-14.3			-9.8			-6.7			-6.8											-18.6			-61.2	
Back Up Alarm 1	CNEL	-1.0					-17.3			-14.8			-10.2			-7.2			-7.3											-19.1			-61.7	
Back Up Alarm 1	Leq	-0.5					-16.8			-14.3			-9.8			-6.7			-6.8												-18.6			-61.2
Back Up Alarm 1	CNEL	-1.0					-17.3			-14.8			-10.2			-7.2			-7.3												-19.1			-61.8
Back Up Alarm 1	Leq	-0.5					-16.8			-14.3			-9.8			-6.7			-6.8												-18.6			-61.3
Back Up Alarm 1	CNEL	-2.0					-17.5			-14.8			-10.2			-7.1			-7.2												-23.8			-68.2
Back Up Alarm 1	Leq	-1.5					-17.0			-14.3			-9.7			-6.6			-6.7												-23.3			-67.7
Back Up Alarm 1	CNEL	-2.0					-17.5			-14.8			-10.2			-7.1			-7.2												-23.6			-67.3
Back Up Alarm 1	Leq	-1.5					-17.0			-14.3			-9.7			-6.6			-6.8												-23.2			-66.8
Back Up Alarm 1	CNEL	-2.0					-17.4			-14.8			-10.2			-7.1			-7.2												-23.6			-67.1
Back Up Alarm 1	Leq	-1.5					-17.0			-14.3			-9.7			-6.6			-6.8												-23.1			-66.6
Back Up Alarm 1	CNEL	-2.0					-17.4			-14.8			-10.2			-7.1			-7.2												-23.6			-66.9
Back Up Alarm 1	Leq	-1.5					-17.0			-14.3			-9.7			-6.6			-6.8												-23.1			-66.4
Back Up Alarm 1	CNEL	-2.0					-17.4			-14.8			-10.2			-7.1			-7.3												-23.5			-66.7
Back Up Alarm 1	Leq	-1.5					-16.9			-14.3			-9.7			-6.7			-6.8												-23.1			-66.3
Back Up Alarm 1	CNEL	-2.0					-17.5			-14.8			-10.2			-7.1			-7.2												-23.8			-68.0
Back Up Alarm 1	Leq	-1.5					-17.0			-14.3			-9.7			-6.6			-6.7												-23.3			-67.5
Back Up Alarm 1	CNEL	-2.0					-17.5			-14.8			-10.2			-7.1			-7.2												-23.7			-67.8
Back Up Alarm 1	Leq	-1.5					-17.0			-14.3			-9.7			-6.6			-6.7												-23.3			-67.3
Back Up Alarm 1	CNEL	-2.0					-17.5			-14.8			-10.2			-7.1			-7.2												-23.7			-67.6
Back Up Alarm 1	Leq	-1.5					-17.0			-14.3			-9.7			-6.6			-6.7												-23.2			-67.2
Back Up Alarm 1	CNEL	-2.0					-17.5			-14.8			-10.2			-7.1			-7.2												-23.7			-67.4
Back Up Alarm 1	Leq	-1.5					-17.0			-14.3			-9.7			-6.6			-6.8												-23.2			-67.0
Back Up Alarm 1	CNEL	19.5					-6.8			-1.0			3.3			9.5			14.2												10.3			-9.8
Back Up Alarm 1	Leq	20.0					-6.3			-0.5			3.8			10.0			14.7												10.8			-9.3
Back Up Alarm 1	CNEL	0.7					-16.6			-13.6			-8.7			-5.4			-5.4												-17.9			-62.7
Back Up Alarm 1	Leq	1.2					-16.1			-13.1			-8.2			-4.9			-4.9												-17.4			-62.2
Back Up Alarm 1	CNEL	0.7					-16.6			-13.6			-8.7			-5.4			-5.4												-17.9			-62.6
Back Up Alarm 1	Leq	1.2					-16.1			-13.1			-8.2			-4.9			-4.9												-17.4			-62.1
Back Up Alarm 1	CNEL	0.7					-16.6			-13.6			-8.7			-5.4			-5.4												-17.9			-62.5
Back Up Alarm 1	Leq	1.2					-16.1			-13.1			-8.2			-4.9			-4.9												-17.4			-62.0
Back Up Alarm 1	CNEL	0.7					-16.6			-13.6			-8.7			-5.4			-5.3												-18.0			-63.1
Back Up Alarm 1	Leq	1.2					-16.1			-13.1			-8.2			-4.9			-4.8												-17.5			-62.6

Duke Patterson Warehouse Contribution spectra - 001 - Duke Patterson Warehouse: Outdoor SP

23

Source	Time slice	Sum	25Hz	31.5Hz	40Hz	50Hz	63Hz	80Hz	100Hz	125Hz	160Hz	200Hz	250Hz	315Hz	400Hz	500Hz	630Hz	800Hz	1kHz	1.25kHz	1.6kHz	2kHz	2.5kHz	3.15kHz	4kHz	5kHz	6.3kHz	8kHz	10kHz	
		dB(A)	dB(A)	dB(A)	dB(A)	dB(A)	dB(A)	dB(A)	dB(A)	dB(A)	dB(A)	dB(A)	dB(A)	dB(A)	dB(A)	dB(A)	dB(A)	dB(A)	dB(A)	dB(A)	dB(A)	dB(A)	dB(A)	dB(A)	dB(A)	dB(A)	dB(A)	dB(A)	dB(A)	dB(A)
Back Up Alarm 1	CNEL	0.7					-16.6			-13.6			-8.7			-5.4			-5.3											-63.0
Back Up Alarm 1	Leq	1.2					-16.1			-13.1			-8.2			-4.9			-4.9											-62.5
Back Up Alarm 1	CNEL	0.7					-16.6			-13.6			-8.7			-5.4			-5.3											-62.9
Back Up Alarm 1	Leq	1.2					-16.1			-13.1			-8.2			-4.9			-4.9											-62.4
Back Up Alarm 1	CNEL	0.7					-16.6			-13.6			-8.7			-5.4			-5.3											-62.8
Back Up Alarm 1	Leq	1.2					-16.1			-13.1			-8.2			-4.9			-4.9											-62.3
Back Up Alarm 1	CNEL	0.7					-16.6			-13.6			-8.7			-5.4			-5.4											-62.4
Back Up Alarm 1	Leq	1.2					-16.1			-13.1			-8.2			-4.9			-4.9											-61.9
Back Up Alarm 1	CNEL	21.6					-6.4			-0.4			4.0			10.2			16.4											-6.4
Back Up Alarm 1	Leq	22.0					-5.9			0.1			4.5			10.7			16.9											-5.9
Back Up Alarm 1	CNEL	20.9					-6.3			-0.3			4.1			10.3			14.7											-6.3
Back Up Alarm 1	Leq	21.4					-5.8			0.2			4.6			10.8			15.2											-5.8
Back Up Alarm 1	CNEL	20.9					-6.2			-0.2			4.2			10.4			14.7											-6.3
Back Up Alarm 1	Leq	21.4					-5.8			0.3			4.7			10.9			15.2											-5.8
Back Up Alarm 1	CNEL	20.1					-6.2			-0.1			4.3			10.5			14.8											-7.9
Back Up Alarm 1	Leq	20.6					-5.7			0.3			4.8			11.0			15.3											-7.4
Back Up Alarm 1	CNEL	0.7					-16.6			-13.6			-8.7			-5.4			-5.4											-62.3
Back Up Alarm 1	Leq	1.2					-16.1			-13.1			-8.2			-4.9			-4.9											-61.8
Back Up Alarm 1	CNEL	-0.3					-16.6			-13.6			-8.7			-5.4			-5.4											-64.6
Back Up Alarm 1	Leq	0.2					-16.1			-13.1			-8.2			-4.9			-4.9											-64.2
Back Up Alarm 1	CNEL	0.9					-16.8			-13.7			-8.7			-5.2			-5.2											-65.3
Back Up Alarm 1	Leq	1.3					-16.3			-13.2			-8.2			-4.8			-4.7											-64.8
Back Up Alarm 1	CNEL	1.5					-16.8			-13.7			-8.7			-5.2			-5.2											-64.2
Back Up Alarm 1	Leq	2.0					-16.3			-13.2			-8.2			-4.7			-4.7											-63.7
Back Up Alarm 1	CNEL	0.7					-16.6			-13.6			-8.7			-5.4			-5.3											-63.2
Back Up Alarm 1	Leq	1.2					-16.2			-13.1			-8.2			-4.9			-4.8											-62.7
Back Up Alarm 1	CNEL	0.8					-16.8			-13.7			-8.7			-5.3			-5.2											-65.0
Back Up Alarm 1	Leq	1.3					-16.3			-13.2			-8.2			-4.8			-4.7											-64.5
Back Up Alarm 1	CNEL	0.8					-16.8			-13.7			-8.7			-5.2			-5.2											-65.1
Back Up Alarm 1	Leq	1.3					-16.3			-13.2			-8.2			-4.8			-4.7											-64.6
Back Up Alarm 1	CNEL	0.8					-16.7			-13.7			-8.7			-5.3			-5.2											-64.3
Back Up Alarm 1	Leq	1.3					-16.2			-13.2			-8.2			-4.8			-4.8											-63.9
Back Up Alarm 1	CNEL	0.8					-16.7			-13.6			-8.7			-5.3			-5.2											-64.2
Back Up Alarm 1	Leq	1.3					-16.2			-13.2			-8.2			-4.8			-4.8											-63.8
Back Up Alarm 1	CNEL	0.8					-16.7			-13.7			-8.7			-5.3			-5.2											-64.5
Back Up Alarm 1	Leq	1.3					-16.2			-13.2			-8.2			-4.8			-4.7											-64.0

Duke Patterson Warehouse Contribution spectra - 001 - Duke Patterson Warehouse: Outdoor SP

23

Source	Time slice	Sum	25Hz	31.5Hz	40Hz	50Hz	63Hz	80Hz	100Hz	125Hz	160Hz	200Hz	250Hz	315Hz	400Hz	500Hz	630Hz	800Hz	1kHz	1.25kHz	1.6kHz	2kHz	2.5kHz	3.15kHz	4kHz	5kHz	6.3kHz	8kHz	10kHz	
		dB(A)	dB(A)	dB(A)	dB(A)	dB(A)	dB(A)	dB(A)	dB(A)	dB(A)	dB(A)	dB(A)	dB(A)	dB(A)	dB(A)	dB(A)	dB(A)	dB(A)	dB(A)	dB(A)	dB(A)	dB(A)	dB(A)	dB(A)	dB(A)	dB(A)	dB(A)	dB(A)	dB(A)	dB(A)
Back Up Alarm 1	CNEL	0.8					-16.7			-13.7			-8.7			-5.3			-5.2											-64.6
Back Up Alarm 1	Leq	1.3					-16.3			-13.2			-8.2			-4.8			-4.7											-64.1
Back Up Alarm 1	CNEL	0.8					-16.7			-13.7			-8.7			-5.3			-5.2											-64.7
Back Up Alarm 1	Leq	1.3					-16.3			-13.2			-8.2			-4.8			-4.7											-64.2
Back Up Alarm 1	CNEL	0.8					-16.8			-13.7			-8.7			-5.3			-5.2											-64.9
Back Up Alarm 1	Leq	1.3					-16.3			-13.2			-8.2			-4.8			-4.7											-64.4
Back Up Alarm 1	CNEL	0.8					-16.7			-13.6			-8.7			-5.3			-5.3											-63.6
Back Up Alarm 1	Leq	1.3					-16.2			-13.2			-8.2			-4.8			-4.8											-63.6
Back Up Alarm 1	CNEL	0.8					-16.7			-13.6			-8.7			-5.3			-5.3											-63.1
Back Up Alarm 1	Leq	1.2					-16.2			-13.1			-8.2			-4.9			-4.8											-63.4
Back Up Alarm 1	CNEL	0.8					-16.6			-13.6			-8.7			-5.3			-5.3											-63.3
Back Up Alarm 1	Leq	1.2					-16.2			-13.1			-8.2			-4.9			-4.8											-63.0
Back Up Alarm 1	CNEL	0.8					-16.6			-13.6			-8.7			-5.3			-5.3											-62.9
Back Up Alarm 1	Leq	1.2					-16.2			-13.1			-8.2			-4.9			-4.8											-63.2
Back Up Alarm 1	CNEL	0.8					-16.7			-13.6			-8.7			-5.3			-5.3											-62.8
Back Up Alarm 1	Leq	1.3					-16.2			-13.2			-8.2			-4.8			-4.8											-64.0
Back Up Alarm 1	CNEL	0.8					-16.7			-13.6			-8.7			-5.3			-5.3											-63.9
Back Up Alarm 1	Leq	1.3					-16.2			-13.2			-8.2			-4.8			-4.8											-63.4
Back Up Alarm 1	CNEL	0.8					-16.7			-13.6			-8.7			-5.3			-5.3											-63.8
Back Up Alarm 1	Leq	1.3					-16.2			-13.2			-8.2			-4.8			-4.8											-63.3
Back Up Alarm 1	CNEL	0.8					-16.7			-13.6			-8.7			-5.3			-5.3											-63.7
Back Up Alarm 1	Leq	1.3					-16.2			-13.2			-8.2			-4.8			-4.8											-63.2
Back Up Alarm 1	CNEL	20.5					-5.8			0.3			4.9			11.1			15.0											-5.8
Back Up Alarm 1	Leq	21.0					-5.3			0.8			5.4			11.6			15.4											-5.4
Back Up Alarm 1	CNEL	20.3					-5.5			0.4			4.8			11.0			15.0											-7.2
Back Up Alarm 1	Leq	20.8					-5.0			0.9			5.3			11.5			15.4											-6.7
Back Up Alarm 1	CNEL	20.3					-5.6			0.3			4.7			10.9			14.9											-7.3
Back Up Alarm 1	Leq	20.8					-5.2			0.8			5.2			11.4			15.4											-6.9
Back Up Alarm 1	CNEL	20.3					-5.2			0.6			4.7			10.9			14.9											-7.4
Back Up Alarm 1	Leq	20.8					-4.7			1.1			5.1			11.3			15.4											-7.0
Back Up Alarm 1	CNEL	20.2					-5.4			0.4			4.6			10.8			14.9											-7.6
Back Up Alarm 1	Leq	20.7					-5.0			0.9			5.0			11.3			15.4											-7.1
Back Up Alarm 1	CNEL	19.3					-5.9			0.1			5.0			10.6			14.3											-8.8
Back Up Alarm 1	Leq	19.8					-5.4			0.6			5.4			11.0			14.8											-8.3

Duke Patterson Warehouse Contribution spectra - 001 - Duke Patterson Warehouse: Outdoor SP

23

Source	Time slice	Sum	25Hz	31.5Hz	40Hz	50Hz	63Hz	80Hz	100Hz	125Hz	160Hz	200Hz	250Hz	315Hz	400Hz	500Hz	630Hz	800Hz	1kHz	1.25kHz	1.6kHz	2kHz	2.5kHz	3.15kHz	4kHz	5kHz	6.3kHz	8kHz	10kHz	
		dB(A)	dB(A)	dB(A)	dB(A)	dB(A)	dB(A)	dB(A)	dB(A)	dB(A)	dB(A)	dB(A)	dB(A)	dB(A)	dB(A)	dB(A)	dB(A)	dB(A)	dB(A)	dB(A)	dB(A)	dB(A)	dB(A)	dB(A)	dB(A)	dB(A)	dB(A)	dB(A)	dB(A)	dB(A)
Back Up Alarm 1	CNEL	20.6					-5.1			0.9			5.2			11.4			15.2			16.9			11.6				-6.4	
Back Up Alarm 1	Leq	21.1					-4.6			1.4			5.7			11.9			15.7			17.4			12.1				-5.9	
Back Up Alarm 1	CNEL	20.7					-4.9			1.0			5.2			11.4			15.3			16.9			11.6				-6.3	
Back Up Alarm 1	Leq	21.1					-4.4			1.5			5.7			11.9			15.8			17.4			12.1				-5.8	
Back Up Alarm 1	CNEL	20.6					-5.2			0.8			5.2			11.5			15.2			16.9			11.6				-6.3	
Back Up Alarm 1	Leq	21.1					-4.8			1.2			5.7			11.9			15.7			17.4			12.1				-5.8	
Back Up Alarm 1	CNEL	20.6					-5.5			0.7			5.3			11.5			15.2			16.9			11.6				-6.3	
Back Up Alarm 1	Leq	21.1					-5.0			1.1			5.7			11.9			15.7			17.4			12.1				-5.8	
Back Up Alarm 1	CNEL	20.6					-5.5			0.7			5.3			11.5			15.2			16.9			11.6				-6.3	
Back Up Alarm 1	Leq	21.1					-5.0			1.1			5.7			11.9			15.7			17.4			12.1				-5.8	
Back Up Alarm 1	CNEL	19.8					-6.3			-0.4			3.9			10.1			14.5			16.2			10.7				-8.8	
Back Up Alarm 1	Leq	20.3					-5.9			0.0			4.4			10.6			15.0			16.7			11.2				-8.3	
Back Up Alarm 1	CNEL	19.8					-6.4			-0.6			3.8			10.0			14.5			16.2			10.6				-9.0	
Back Up Alarm 1	Leq	20.2					-6.0			-0.1			4.2			10.4			14.9			16.7			11.1				-8.5	
Back Up Alarm 1	CNEL	19.7					-6.5			-0.7			3.6			9.9			14.4			16.1			10.5				-9.2	
Back Up Alarm 1	Leq	20.2					-6.1			-0.2			4.1			10.3			14.9			16.6			11.0				-8.7	
Back Up Alarm 1	CNEL	19.6					-6.6			-0.8			3.5			9.7			14.4			16.1			10.5				-9.4	
Back Up Alarm 1	Leq	20.1					-6.2			-0.3			4.0			10.2			14.8			16.6			11.0				-8.9	
Back Up Alarm 1	CNEL	19.6					-6.7			-0.9			3.4			9.6			14.3			16.0			10.4				-9.6	
Back Up Alarm 1	Leq	20.1					-6.2			-0.4			3.9			10.1			14.8			16.5			10.9				-9.1	
Back Up Alarm 1	CNEL	19.9					-6.2			-0.3			4.0			10.2			14.6			16.3			10.8				-8.6	
Back Up Alarm 1	Leq	20.4					-5.8			0.1			4.5			10.7			15.1			16.8			11.2				-8.1	
Back Up Alarm 1	CNEL	20.2					-5.6			0.2			4.5			10.7			14.8			16.5			11.1				-7.6	
Back Up Alarm 1	Leq	20.6					-5.2			0.7			5.0			11.2			15.3			17.0			11.6				-7.1	
Back Up Alarm 1	CNEL	20.1					-5.8			0.1			4.4			10.6			14.8			16.5			11.0				-7.7	
Back Up Alarm 1	Leq	20.6					-5.3			0.6			4.9			11.1			15.3			16.9			11.5				-7.2	
Back Up Alarm 1	CNEL	20.1					-5.9			0.0			4.3			10.5			14.7			16.4			11.0				-8.1	
Back Up Alarm 1	Leq	20.5					-5.4			0.5			4.8			11.0			15.2			16.9			11.4				-7.6	
Back Up Alarm 1	CNEL	20.0					-6.0			-0.1			4.2			10.4			14.7			16.4			10.9				-8.2	
Back Up Alarm 1	Leq	20.5					-5.5			0.4			4.7			10.9			15.2			16.9			11.4				-7.7	
Back Up Alarm 1	CNEL	19.9					-6.1			-0.2			4.1			10.3			14.6			16.3			10.8				-8.4	
Back Up Alarm 1	Leq	20.4					-5.7			0.2			4.6			10.8			15.1			16.8			11.3				-7.9	
Back Up Alarm 1	CNEL	20.6					-5.2			0.8			5.2			11.4			15.2			16.9			11.6				-6.4	
Back Up Alarm 1	Leq	21.1					-4.7			1.3			5.7			11.9			15.7			17.3			12.1				-5.9	
Back Up Alarm 1	CNEL	20.3					-5.9			0.1			4.6			10.8			14.9			16.6			11.2				-7.4	
Back Up Alarm 1	Leq	20.8					-5.5			0.6			5.1			11.3			15.4			17.1			11.7				-6.9	

Duke Patterson Warehouse Contribution spectra - 001 - Duke Patterson Warehouse: Outdoor SP

23

Source	Time slice	Sum	25Hz	31.5Hz	40Hz	50Hz	63Hz	80Hz	100Hz	125Hz	160Hz	200Hz	250Hz	315Hz	400Hz	500Hz	630Hz	800Hz	1kHz	1.25kHz	1.6kHz	2kHz	2.5kHz	3.15kHz	4kHz	5kHz	6.3kHz	8kHz	10kHz
		dB(A)	dB(A)	dB(A)	dB(A)	dB(A)	dB(A)	dB(A)	dB(A)	dB(A)	dB(A)	dB(A)	dB(A)	dB(A)	dB(A)	dB(A)	dB(A)	dB(A)	dB(A)	dB(A)	dB(A)	dB(A)	dB(A)	dB(A)	dB(A)	dB(A)	dB(A)	dB(A)	dB(A)
Back Up Alarm 1	CNEL	20.2					-6.0			0.0			4.5			10.7			14.9			16.6			11.2				-7.5
Back Up Alarm 1	Leq	20.7					-5.5			0.5			5.0			11.2			15.4			17.1			11.7				-7.1
Back Up Alarm 1	CNEL	20.2					-6.1			-0.1			4.4			10.6			14.8			16.5			11.1				-7.7
Back Up Alarm 1	Leq	20.7					-5.6			0.4			4.9			11.1			15.3			17.0			11.6				-7.2
Back Up Alarm 1	CNEL	20.4					-5.8			0.3			4.8			11.0			15.0			16.7			11.4				-7.0
Back Up Alarm 1	Leq	20.9					-5.3			0.8			5.3			11.5			15.5			17.2			11.8				-6.6
Back Up Alarm 1	CNEL	20.4					-5.8			0.2			4.7			10.9			15.0			16.7			11.3				-7.2
Back Up Alarm 1	Leq	20.8					-5.3			0.7			5.2			11.4			15.5			17.1			11.8				-6.7
Back Up Alarm 1	CNEL	20.3					-5.9			0.2			4.7			10.9			15.0			16.6			11.3				-7.3
Back Up Alarm 1	Leq	20.8					-5.4			0.7			5.1			11.3			15.4			17.1			11.8				-6.8
Back Up Alarm 1	CNEL	20.5					-5.5			0.6			5.1			11.3			15.1			16.8			11.5				-6.6
Back Up Alarm 1	Leq	21.0					-5.0			1.0			5.5			11.7			15.6			17.3			12.0				-6.1
Back Up Alarm 1	CNEL	20.6					-5.4			0.6			5.1			11.3			15.2			16.8			11.5				-6.6
Back Up Alarm 1	Leq	21.0					-5.0			1.1			5.6			11.8			15.6			17.3			12.0				-6.1
Back Up Alarm 1	CNEL	20.6					-5.3			0.7			5.1			11.4			15.2			16.8			11.6				-6.5
Back Up Alarm 1	Leq	21.1					-4.8			1.2			5.6			11.8			15.7			17.3			12.1				-6.0
Back Up Alarm 1	CNEL	20.4					-5.7			0.4			4.9			11.1			15.1			16.7			11.4				-6.6
Back Up Alarm 1	Leq	20.9					-5.2			0.9			5.4			11.6			15.5			17.2			11.9				-6.2
Back Up Alarm 1	CNEL	20.5					-5.6			0.4			4.9			11.1			15.1			16.8			11.4				-6.6
Back Up Alarm 1	Leq	20.9					-5.2			0.9			5.4			11.6			15.6			17.2			11.9				-6.1
Back Up Alarm 1	CNEL	20.5					-5.6			0.5			5.0			11.2			15.1			16.8			11.5				-6.7
Back Up Alarm 1	Leq	21.0					-5.1			1.0			5.5			11.7			15.6			17.3			12.0				-6.2
Back Up Alarm 2	CNEL	-8.4					-22.3			-20.6			-16.7			-14.0			-14.3			-15.3			-25.7				-65.4
Back Up Alarm 2	Leq	-7.9					-21.8			-20.1			-16.3			-13.6			-13.8			-14.9			-25.2				-65.0
Back Up Alarm 3	CNEL	-8.4					-22.3			-20.6			-16.7			-14.0			-14.3			-15.3			-25.6				-65.2
Back Up Alarm 3	Leq	-7.9					-21.8			-20.1			-16.3			-13.5			-13.8			-14.8			-25.1				-64.7
Back Up Alarm 4	CNEL	-8.4					-22.2			-20.6			-16.7			-14.0			-14.3			-15.2			-25.5				-65.0
Back Up Alarm 4	Leq	-7.9					-21.8			-20.1			-16.2			-13.5			-13.8			-14.8			-25.0				-64.5
Back Up Alarm 5	CNEL	-8.4					-22.2			-20.6			-16.7			-14.0			-14.3			-15.2			-25.4				-64.7
Back Up Alarm 5	Leq	-7.9					-21.8			-20.1			-16.2			-13.5			-13.8			-14.7			-24.9				-64.3
Back Up Alarm 6	CNEL	-8.3					-22.2			-20.6			-16.7			-14.0			-14.3			-15.1			-25.3				-64.5
Back Up Alarm 6	Leq	-7.8					-21.7			-20.1			-16.2			-13.5			-13.8			-14.7			-24.9				-64.0
Back Up Alarm 7	CNEL	-8.3					-22.2			-20.6			-16.7			-14.0			-14.2			-15.0			-25.2				-64.1
Back Up Alarm 7	Leq	-7.8					-21.7			-20.1			-16.2			-13.5			-13.8			-14.6			-24.7				-63.6
Back Up Alarm 8	CNEL	-8.3					-22.2			-20.5			-16.7			-14.0			-14.2			-15.0			-25.1				-63.8
Back Up Alarm 8	Leq	-7.8					-21.7			-20.1			-16.2			-13.5			-13.8			-14.5			-24.6				-63.4

Duke Patterson Warehouse Contribution spectra - 001 - Duke Patterson Warehouse: Outdoor SP

23

Source	Time slice	Sum	25Hz	31.5Hz	40Hz	50Hz	63Hz	80Hz	100Hz	125Hz	160Hz	200Hz	250Hz	315Hz	400Hz	500Hz	630Hz	800Hz	1kHz	1.25kHz	1.6kHz	2kHz	2.5kHz	3.15kHz	4kHz	5kHz	6.3kHz	8kHz	10kHz
		dB(A)	dB(A)	dB(A)	dB(A)	dB(A)	dB(A)	dB(A)	dB(A)	dB(A)	dB(A)	dB(A)	dB(A)	dB(A)	dB(A)	dB(A)	dB(A)	dB(A)	dB(A)	dB(A)	dB(A)	dB(A)	dB(A)	dB(A)	dB(A)	dB(A)	dB(A)	dB(A)	dB(A)
Back Up Alarm 9	CNEL	-8.2					-22.2			-20.5			-16.7			-14.0			-14.2			-15.0			-25.0			-63.6	
Back Up Alarm 9	Leq	-7.8					-21.7			-20.1			-16.2			-13.5			-13.7			-14.5			-24.5			-63.1	
Back Up Alarm 10	CNEL	-8.2					-22.2			-20.5			-16.7			-13.9			-14.2			-14.9			-24.9			-63.4	
Back Up Alarm 10	Leq	-7.7					-21.7			-20.0			-16.2			-13.5			-13.7			-14.4			-24.4			-62.9	
Back Up Alarm 11	CNEL	-8.2					-22.2			-20.5			-16.6			-13.9			-14.2			-14.9			-24.8			-63.2	
Back Up Alarm 11	Leq	-7.7					-21.7			-20.0			-16.2			-13.4			-13.7			-14.4			-24.4			-62.7	
Back Up Alarm 12	CNEL	-8.2					-22.2			-20.5			-16.6			-13.9			-14.2			-14.8			-24.8			-63.0	
Back Up Alarm 12	Leq	-7.7					-21.7			-20.0			-16.2			-13.4			-13.7			-14.3			-24.3			-62.5	
Back Up Alarm 13	CNEL	-8.2					-22.1			-20.5			-16.6			-13.9			-14.2			-14.8			-24.7			-62.8	
Back Up Alarm 13	Leq	-7.7					-21.7			-20.0			-16.1			-13.4			-13.7			-14.3			-24.2			-62.3	
Back Up Alarm 14	CNEL	-8.1					-22.1			-20.5			-16.6			-13.9			-14.2			-14.7			-24.5			-62.4	
Back Up Alarm 14	Leq	-7.7					-21.6			-20.0			-16.1			-13.4			-13.7			-14.2			-24.1			-61.9	
Back Up Alarm 15	CNEL	-8.1					-22.1			-20.5			-16.6			-13.9			-14.1			-14.7			-24.5			-62.2	
Back Up Alarm 15	Leq	-7.6					-21.6			-20.0			-16.1			-13.4			-13.7			-14.2			-24.0			-61.7	
Back Up Alarm 16	CNEL	-8.1					-22.1			-20.5			-16.6			-13.9			-14.1			-14.6			-24.4			-62.0	
Back Up Alarm 16	Leq	-7.6					-21.6			-20.0			-16.1			-13.4			-13.6			-14.1			-23.9			-61.6	
Back Up Alarm 17	CNEL	-8.1					-22.1			-20.5			-16.6			-13.9			-14.1			-14.6			-24.3			-61.9	
Back Up Alarm 17	Leq	-7.6					-21.6			-20.0			-16.1			-13.4			-13.6			-14.1			-23.8			-61.4	
Back Up Alarm 18	CNEL	-8.1					-22.1			-20.4			-16.6			-13.9			-14.1			-14.5			-24.3			-61.7	
Back Up Alarm 18	Leq	-7.6					-21.6			-20.0			-16.1			-13.4			-13.6			-14.1			-23.8			-61.2	
Back Up Alarm 19	CNEL	-8.0					-22.1			-20.4			-16.6			-13.8			-14.1			-14.5			-24.2			-61.5	
Back Up Alarm 19	Leq	-7.6					-21.6			-20.0			-16.1			-13.4			-13.6			-14.0			-23.7			-61.0	
Back Up Alarm 20	CNEL	-8.0					-22.1			-20.4			-16.6			-13.8			-14.1			-14.5			-24.1			-61.4	
Back Up Alarm 20	Leq	-7.5					-21.6			-19.9			-16.1			-13.4			-13.6			-14.0			-23.6			-60.9	
Back Up Alarm 21	CNEL	-8.0					-22.1			-20.4			-16.5			-13.8			-14.1			-14.4			-24.0			-61.0	
Back Up Alarm 21	Leq	-7.5					-21.6			-19.9			-16.1			-13.3			-13.6			-13.9			-23.5			-60.6	
Back Up Alarm 22	CNEL	-8.0					-22.0			-20.4			-16.5			-13.8			-14.1			-14.4			-24.0			-60.9	
Back Up Alarm 22	Leq	-7.5					-21.6			-19.9			-16.1			-13.3			-13.6			-13.9			-23.5			-60.4	
Back Up Alarm 23	CNEL	-8.0					-22.0			-20.4			-16.5			-13.8			-14.0			-14.3			-23.9			-60.8	
Back Up Alarm 23	Leq	-7.5					-21.6			-19.9			-16.0			-13.3			-13.6			-13.9			-23.4			-60.3	
Back Up Alarm 24	CNEL	-8.0					-22.0			-20.4			-16.5			-13.8			-14.0			-14.3			-23.8			-60.6	
Back Up Alarm 24	Leq	-7.5					-21.6			-19.9			-16.0			-13.3			-13.6			-13.8			-23.4			-60.1	
Back Up Alarm 25	CNEL	-7.9					-22.0			-20.4			-16.5			-13.8			-14.0			-14.3			-23.8			-60.5	
Back Up Alarm 25	Leq	-7.5					-21.5			-19.9			-16.0			-13.3			-13.5			-13.8			-23.3			-60.0	
Back Up Alarm 26	CNEL	-7.9					-22.0			-20.4			-16.5			-13.8			-14.0			-14.2			-23.7			-60.3	
Back Up Alarm 26	Leq	-7.4					-21.5			-19.9			-16.0			-13.3			-13.5			-13.8			-23.3			-59.9	

Duke Patterson Warehouse

Contribution spectra - 001 - Duke Patterson Warehouse: Outdoor SP

23

Source	Time slice	Sum	25Hz	31.5Hz	40Hz	50Hz	63Hz	80Hz	100Hz	125Hz	160Hz	200Hz	250Hz	315Hz	400Hz	500Hz	630Hz	800Hz	1kHz	1.25kHz	1.6kHz	2kHz	2.5kHz	3.15kHz	4kHz	5kHz	6.3kHz	8kHz	10kHz
		dB(A)	dB(A)	dB(A)	dB(A)	dB(A)	dB(A)	dB(A)	dB(A)	dB(A)	dB(A)	dB(A)	dB(A)	dB(A)	dB(A)	dB(A)	dB(A)	dB(A)	dB(A)	dB(A)	dB(A)	dB(A)	dB(A)	dB(A)	dB(A)	dB(A)	dB(A)	dB(A)	dB(A)
Back Up Alarm 27	CNEL	-7.9					-22.0			-20.4			-16.5			-13.8			-14.0			-14.2			-23.7			-60.2	
Back Up Alarm 27	Leq	-7.4					-21.5			-19.9			-16.0			-13.3			-13.5			-13.7			-23.2			-59.7	
Back Up Alarm 28	CNEL	-7.9					-22.0			-20.4			-16.5			-13.8			-14.0			-14.2			-23.6			-60.0	
Back Up Alarm 28	Leq	-7.4					-21.5			-19.9			-16.0			-13.3			-13.5			-13.7			-23.1			-59.5	
Back Up Alarm 29	CNEL	-7.9					-22.0			-20.3			-16.5			-13.8			-14.0			-14.1			-23.6			-59.9	
Back Up Alarm 29	Leq	-7.4					-21.5			-19.9			-16.0			-13.3			-13.5			-13.7			-23.1			-59.4	
Back Up Alarm 30	CNEL	-7.9					-22.0			-20.3			-16.5			-13.8			-14.0			-14.1			-23.5			-59.8	
Back Up Alarm 30	Leq	-7.4					-21.5			-19.9			-16.0			-13.3			-13.5			-13.6			-23.0			-59.3	
Back Up Alarm 31	CNEL	-7.9					-22.0			-20.3			-16.5			-13.7			-14.0			-14.1			-23.5			-59.7	
Back Up Alarm 31	Leq	-7.4					-21.5			-19.9			-16.0			-13.3			-13.5			-13.6			-23.0			-59.2	
Back Up Alarm 32	CNEL	-7.8					-22.0			-20.3			-16.5			-13.7			-14.0			-14.1			-23.4			-59.6	
Back Up Alarm 32	Leq	-7.4					-21.5			-19.8			-16.0			-13.3			-13.5			-13.6			-22.9			-59.1	
Back Up Alarm 33	CNEL	-7.8					-22.0			-20.3			-16.5			-13.7			-14.0			-14.0			-23.4			-59.5	
Back Up Alarm 33	Leq	-7.4					-21.5			-19.8			-16.0			-13.3			-13.5			-13.6			-22.9			-59.0	
Back Up Alarm 34	CNEL	-7.8					-22.0			-20.3			-16.5			-13.7			-14.0			-14.0			-23.4			-59.4	
Back Up Alarm 34	Leq	-7.3					-21.5			-19.8			-16.0			-13.3			-13.5			-13.5			-22.9			-58.9	
Back Up Alarm 35	CNEL	-7.8					-22.0			-20.3			-16.5			-13.7			-13.9			-14.0			-23.3			-59.2	
Back Up Alarm 35	Leq	-7.3					-21.5			-19.8			-16.0			-13.2			-13.5			-13.5			-22.8			-58.8	
Back Up Alarm 36	CNEL	-7.8					-21.9			-20.3			-16.5			-13.7			-13.9			-14.0			-23.3			-59.2	
Back Up Alarm 36	Leq	-7.3					-21.5			-19.8			-16.0			-13.2			-13.5			-13.5			-22.8			-58.7	
Back Up Alarm 37	CNEL	-7.8					-22.0			-20.3			-16.5			-13.7			-13.9			-14.0			-23.2			-59.1	
Back Up Alarm 37	Leq	-7.3					-21.5			-19.8			-16.0			-13.2			-13.5			-13.5			-22.8			-58.6	
Back Up Alarm 38	CNEL	-7.8					-22.0			-20.3			-16.5			-13.7			-14.0			-14.0			-23.2			-59.0	
Back Up Alarm 38	Leq	-7.3					-21.5			-19.8			-16.0			-13.2			-13.5			-13.5			-22.7			-58.6	
Back Up Alarm 39	CNEL	-7.8					-22.0			-20.3			-16.5			-13.7			-14.0			-13.9			-23.2			-59.0	
Back Up Alarm 39	Leq	-7.3					-21.5			-19.8			-16.0			-13.2			-13.5			-13.5			-22.7			-58.5	
Back Up Alarm 40	CNEL	-7.8					-22.0			-20.3			-16.5			-13.7			-13.9			-13.9			-23.2			-58.9	
Back Up Alarm 40	Leq	-7.3					-21.5			-19.8			-16.0			-13.2			-13.5			-13.4			-22.7			-58.5	
Back Up Alarm 41	CNEL	-7.8					-22.0			-20.3			-16.5			-13.7			-13.9			-13.9			-23.2			-58.9	
Back Up Alarm 41	Leq	-7.3					-21.5			-19.8			-16.0			-13.2			-13.5			-13.4			-22.7			-58.4	
Back Up Alarm 42	CNEL	-7.8					-22.0			-20.3			-16.5			-13.7			-13.9			-13.9			-23.1			-58.8	
Back Up Alarm 42	Leq	-7.3					-21.5			-19.8			-16.0			-13.2			-13.5			-13.4			-22.7			-58.3	
Back Up Alarm 43	CNEL	-7.8					-22.0			-20.3			-16.5			-13.7			-13.9			-13.9			-23.1			-58.8	
Back Up Alarm 43	Leq	-7.3					-21.5			-19.8			-16.0			-13.2			-13.5			-13.4			-22.7			-58.3	
Back Up Alarm 44	CNEL	-7.8					-22.0			-20.3			-16.5			-13.7			-13.9			-13.9			-23.1			-58.8	
Back Up Alarm 44	Leq	-7.3					-21.5			-19.8			-16.0			-13.2			-13.5			-13.4			-22.6			-58.3	

Duke Patterson Warehouse Contribution spectra - 001 - Duke Patterson Warehouse: Outdoor SP

23

Source	Time slice	Sum	25Hz	31.5Hz	40Hz	50Hz	63Hz	80Hz	100Hz	125Hz	160Hz	200Hz	250Hz	315Hz	400Hz	500Hz	630Hz	800Hz	1kHz	1.25kHz	1.6kHz	2kHz	2.5kHz	3.15kHz	4kHz	5kHz	6.3kHz	8kHz	10kHz
		dB(A)	dB(A)	dB(A)	dB(A)	dB(A)	dB(A)	dB(A)	dB(A)	dB(A)	dB(A)	dB(A)	dB(A)	dB(A)	dB(A)	dB(A)	dB(A)	dB(A)	dB(A)	dB(A)	dB(A)	dB(A)	dB(A)	dB(A)	dB(A)	dB(A)	dB(A)	dB(A)	dB(A)
Back Up Alarm 45	CNEL	-7.8					-22.0			-20.3			-16.5			-13.7			-13.9			-13.9			-23.1			-58.8	
Back Up Alarm 45	Leq	-7.3					-21.5			-19.8			-16.0			-13.2			-13.5			-13.4			-22.6			-58.3	
Back Up Alarm 46	CNEL	-7.8					-22.0			-20.3			-16.5			-13.7			-13.9			-13.9			-23.1			-58.7	
Back Up Alarm 46	Leq	-7.3					-21.5			-19.8			-16.0			-13.2			-13.5			-13.4			-22.6			-58.3	
Back Up Alarm 47	CNEL	-7.8					-22.0			-20.3			-16.5			-13.7			-13.9			-13.9			-23.1			-58.7	
Back Up Alarm 47	Leq	-7.3					-21.5			-19.8			-16.0			-13.3			-13.5			-13.4			-22.6			-58.3	
Back Up Alarm 48	CNEL	-7.8					-22.0			-20.3			-16.5			-13.7			-13.9			-13.9			-23.1			-58.7	
Back Up Alarm 48	Leq	-7.3					-21.5			-19.8			-16.0			-13.3			-13.5			-13.4			-22.6			-58.3	
Back Up Alarm 50	CNEL	17.8					-10.3			-5.6			-1.3			7.2			11.7			15.0			8.7			-18.0	
Back Up Alarm 50	Leq	18.3					-9.9			-5.1			-0.8			7.7			12.2			15.5			9.2			-17.5	
Back Up Alarm 51	CNEL	17.9					-10.3			-5.5			-1.2			7.3			11.8			15.1			8.7			-17.8	
Back Up Alarm 51	Leq	18.4					-9.8			-5.0			-0.7			7.8			12.3			15.5			9.2			-17.4	
Back Up Alarm 52	CNEL	17.0					-10.3			-5.4			-1.1			7.4			11.9			13.0			8.8			-17.6	
Back Up Alarm 52	Leq	17.5					-9.8			-4.9			-0.6			7.9			12.4			13.5			9.3			-17.1	
Back Up Alarm 53	CNEL	17.1					-10.2			-5.3			-1.0			7.5			12.0			13.2			8.8			-17.4	
Back Up Alarm 53	Leq	17.6					-9.7			-4.8			-0.5			8.0			12.5			13.6			9.3			-16.9	
Back Up Alarm 54	CNEL	17.1					-10.1			-5.2			-0.9			7.6			12.1			13.3			8.6			-17.1	
Back Up Alarm 54	Leq	17.6					-9.7			-4.7			-0.4			8.1			12.6			13.7			9.0			-16.6	
Back Up Alarm 55	CNEL	17.2					-10.0			-5.0			-0.7			7.8			12.3			13.5			7.4			-16.7	
Back Up Alarm 55	Leq	17.7					-9.5			-4.5			-0.2			8.3			12.8			14.0			7.8			-16.2	
Back Up Alarm 56	CNEL	17.4					-9.9			-4.9			1.8			7.9			12.4			13.6			7.5			-16.3	
Back Up Alarm 56	Leq	17.8					-9.4			-4.4			2.3			8.4			12.9			14.1			8.0			-15.8	
Back Up Alarm 57	CNEL	17.5					-9.8			-4.7			1.9			8.0			12.5			13.7			7.7			-16.2	
Back Up Alarm 57	Leq	18.0					-9.4			-4.3			2.4			8.5			13.0			14.2			8.2			-15.7	
Back Up Alarm 58	CNEL	17.6					-9.8			-4.6			2.0			8.1			12.6			13.9			7.9			-15.8	
Back Up Alarm 58	Leq	18.1					-9.3			-4.1			2.5			8.6			13.1			14.3			8.4			-15.3	
Back Up Alarm 59	CNEL	17.7					-9.7			-4.5			2.1			8.2			12.8			14.0			8.1			-15.4	
Back Up Alarm 59	Leq	18.2					-9.2			-4.0			2.6			8.7			13.2			14.5			8.6			-14.9	
Back Up Alarm 60	CNEL	17.8					-9.6			-4.4			2.2			8.3			12.9			14.1			8.3			-14.9	
Back Up Alarm 60	Leq	18.3					-9.1			-3.9			2.7			8.8			13.3			14.6			8.8			-14.5	
Back Up Alarm 61	CNEL	17.9					-9.5			-4.3			2.3			8.4			13.0			14.2			8.5			-14.5	
Back Up Alarm 61	Leq	18.4					-9.0			-3.8			2.8			8.9			13.4			14.7			8.9			-14.1	
Back Up Alarm 62	CNEL	18.2					-9.3			-4.0			2.5			8.6			13.2			14.4			8.8			-13.7	
Back Up Alarm 62	Leq	18.7					-8.8			-3.6			3.0			9.1			13.6			14.9			9.3			-13.3	
Back Up Alarm 63	CNEL	18.3					-9.2			-3.9			2.6			8.7			13.3			14.6			9.0			-13.3	
Back Up Alarm 63	Leq	18.8					-8.7			-3.4			3.1			9.2			13.7			15.0			9.5			-12.9	

Duke Patterson Warehouse Contribution spectra - 001 - Duke Patterson Warehouse: Outdoor SP

23

Source	Time slice	Sum	25Hz	31.5Hz	40Hz	50Hz	63Hz	80Hz	100Hz	125Hz	160Hz	200Hz	250Hz	315Hz	400Hz	500Hz	630Hz	800Hz	1kHz	1.25kHz	1.6kHz	2kHz	2.5kHz	3.15kHz	4kHz	5kHz	6.3kHz	8kHz	10kHz
		dB(A)	dB(A)	dB(A)	dB(A)	dB(A)	dB(A)	dB(A)	dB(A)	dB(A)	dB(A)	dB(A)	dB(A)	dB(A)	dB(A)	dB(A)	dB(A)	dB(A)	dB(A)	dB(A)	dB(A)	dB(A)	dB(A)	dB(A)	dB(A)	dB(A)	dB(A)	dB(A)	dB(A)
Back Up Alarm 64	CNEL	18.4					-9.1			-3.8			2.7			8.8			13.4			14.7			9.1				-13.0
Back Up Alarm 64	Leq	18.9					-8.7			-3.3			3.2			9.3			13.8			15.2			9.6				-12.5
Back Up Alarm 65	CNEL	18.5					-9.0			-3.7			2.8			8.9			13.5			14.8			9.3				-12.6
Back Up Alarm 65	Leq	19.0					-8.6			-3.2			3.3			9.4			13.9			15.3			9.8				-12.1
Back Up Alarm 66	CNEL	18.6					-9.0			-3.6			2.9			9.0			13.6			14.9			9.5				-12.2
Back Up Alarm 66	Leq	19.1					-8.5			-3.1			3.4			9.5			14.0			15.4			10.0				-11.7
Back Up Alarm 67	CNEL	18.8					-8.9			-3.5			3.0			9.1			13.7			15.0			9.7				-11.8
Back Up Alarm 67	Leq	19.2					-8.4			-3.0			3.5			9.6			14.1			15.5			10.1				-11.3
Back Up Alarm 68	CNEL	18.9					-8.8			-3.3			3.1			9.2			13.8			15.1			9.8				-11.4
Back Up Alarm 68	Leq	19.4					-8.3			-2.9			3.6			9.7			14.2			15.6			10.3				-11.0
Back Up Alarm 69	CNEL	19.1					-8.6			-3.1			3.3			9.4			14.0			15.3			10.1				-10.7
Back Up Alarm 69	Leq	19.6					-8.1			-2.6			3.8			9.9			14.4			15.8			10.6				-10.3
Back Up Alarm 70	CNEL	19.2					-8.5			-3.0			3.4			9.5			14.1			15.4			10.3				-10.4
Back Up Alarm 70	Leq	19.7					-8.0			-2.5			3.8			10.0			14.5			15.9			10.8				-9.9
Back Up Alarm 71	CNEL	19.3					-8.4			-2.9			3.5			9.6			14.1			15.6			10.4				-10.1
Back Up Alarm 71	Leq	19.8					-7.9			-2.4			3.9			10.1			14.6			16.0			10.9				-9.6
Back Up Alarm 72	CNEL	19.4					-8.3			-2.8			3.6			9.7			14.2			15.7			10.6				-9.7
Back Up Alarm 72	Leq	19.9					-7.8			-2.3			4.0			10.2			14.7			16.1			11.1				-9.2
Back Up Alarm 73	CNEL	19.5					-8.2			-2.7			3.7			9.8			14.3			15.8			10.7				-9.4
Back Up Alarm 73	Leq	20.0					-7.7			-2.2			4.1			10.3			14.8			16.2			11.2				-8.9
Back Up Alarm 74	CNEL	19.6					-8.1			-2.5			3.8			9.9			14.4			15.9			10.9				-9.1
Back Up Alarm 74	Leq	20.1					-7.6			-2.1			4.2			10.4			14.9			16.3			11.4				-8.6
Back Up Alarm 75	CNEL	19.7					-8.0			-2.4			3.8			10.0			14.5			16.0			11.0				-8.8
Back Up Alarm 75	Leq	20.2					-7.5			-2.0			4.3			10.5			15.0			16.4			11.5				-8.3
Back Up Alarm 76	CNEL	19.9					-7.8			-2.2			4.0			10.2			14.7			16.1			11.3				-8.2
Back Up Alarm 76	Leq	20.4					-7.3			-1.7			4.5			10.7			15.2			16.6			11.8				-7.7
Back Up Alarm 77	CNEL	20.0					-7.7			-2.1			4.1			10.3			14.8			16.2			11.4				-7.9
Back Up Alarm 77	Leq	20.5					-7.2			-1.6			4.6			10.8			15.3			16.7			11.9				-7.5
Back Up Alarm 78	CNEL	20.1					-7.6			-2.0			4.2			10.4			14.9			16.3			11.5				-7.7
Back Up Alarm 78	Leq	20.6					-7.1			-1.5			4.7			10.9			15.3			16.8			12.0				-7.2
Back Up Alarm 79	CNEL	20.2					-7.5			-1.9			4.3			10.5			14.9			16.4			11.7				-7.4
Back Up Alarm 79	Leq	20.7					-7.0			-1.4			4.8			10.9			15.4			16.9			12.1				-6.9
Back Up Alarm 80	CNEL	20.3					-7.4			-1.8			4.4			10.6			15.0			16.5			11.8				-7.2
Back Up Alarm 80	Leq	20.8					-6.9			-1.3			4.9			11.0			15.5			17.0			12.2				-6.7
Back Up Alarm 81	CNEL	20.4					-7.3			-1.6			4.5			10.6			15.1			16.6			11.9				-6.9
Back Up Alarm 81	Leq	20.8					-6.8			-1.2			4.9			11.1			15.6			17.0			12.3				-6.4

Duke Patterson Warehouse Contribution spectra - 001 - Duke Patterson Warehouse: Outdoor SP

23

Source	Time slice	Sum dB(A)	25Hz	31.5Hz	40Hz	50Hz	63Hz	80Hz	100Hz	125Hz	160Hz	200Hz	250Hz	315Hz	400Hz	500Hz	630Hz	800Hz	1kHz	1.25kHz	1.6kHz	2kHz	2.5kHz	3.15kHz	4kHz	5kHz	6.3kHz	8kHz	10kHz	
			dB(A)	dB(A)	dB(A)	dB(A)	dB(A)	dB(A)	dB(A)	dB(A)	dB(A)	dB(A)	dB(A)	dB(A)	dB(A)	dB(A)	dB(A)	dB(A)	dB(A)	dB(A)	dB(A)	dB(A)	dB(A)	dB(A)	dB(A)	dB(A)	dB(A)	dB(A)	dB(A)	dB(A)
Back Up Alarm 82	CNEL	20.4					-7.1			-1.5			4.5			10.7			15.2			16.6			12.0				-6.6	
Back Up Alarm 82	Leq	20.9					-6.6			-1.0			5.0			11.2			15.7			17.1			12.5				-6.2	
Back Up Alarm 83	CNEL	20.6					-6.8			-1.2			4.7			10.9			15.3			16.8			12.2				-6.3	
Back Up Alarm 83	Leq	21.1					-6.3			-0.7			5.2			11.4			15.8			17.3			12.7				-5.8	
Back Up Alarm 84	CNEL	20.7					-6.5			-1.0			4.8			11.0			15.4			16.9			12.3				-6.1	
Back Up Alarm 84	Leq	21.2					-6.0			-0.5			5.3			11.4			15.9			17.4			12.8				-5.6	
Back Up Alarm 85	CNEL	20.8					-6.3			-0.8			4.8			11.0			15.5			16.9			12.4				-5.9	
Back Up Alarm 85	Leq	21.2					-5.8			-0.3			5.3			11.5			16.0			17.4			12.8				-5.4	
Back Up Alarm 86	CNEL	20.8					-5.9			-0.5			4.9			11.1			15.6			17.0			12.4				-5.7	
Back Up Alarm 86	Leq	21.3					-5.4			0.0			5.4			11.6			16.1			17.5			12.9				-5.2	
Back Up Alarm 87	CNEL	20.9					-6.3			-0.8			5.0			11.2			15.6			17.1			12.5				-5.5	
Back Up Alarm 87	Leq	21.4					-5.9			-0.3			5.4			11.6			16.1			17.5			13.0				-5.0	
Back Up Alarm 88	CNEL	21.0					-5.9			-0.5			5.0			11.2			15.7			17.1			12.6				-5.0	
Back Up Alarm 88	Leq	21.4					-5.5			0.0			5.5			11.7			16.2			17.6			13.1				-4.5	
Back Up Alarm 89	CNEL	20.9					-7.0			-1.1			5.1			11.3			15.6			17.1			12.6				-4.3	
Back Up Alarm 89	Leq	21.4					-6.5			-0.6			5.6			11.8			16.1			17.6			13.1				-3.8	
Back Up Alarm 90	CNEL	20.6					-6.9			-1.0			5.2			11.4			15.5			16.7			11.9				-6.4	
Back Up Alarm 90	Leq	21.1					-6.4			-0.5			5.7			11.9			15.9			17.2			12.4				-5.9	
Back Up Alarm 91	CNEL	20.8					-6.8			-1.0			5.2			11.4			15.5			16.7			12.5				-6.2	
Back Up Alarm 91	Leq	21.2					-6.3			-0.5			5.7			11.9			16.0			17.2			13.0				-5.7	
Back Up Alarm 92	CNEL	20.8					-5.5			-0.3			5.3			11.5			15.6			16.8			12.6				-6.0	
Back Up Alarm 92	Leq	21.3					-5.1			0.2			5.8			11.9			16.0			17.3			13.1				-5.6	
Back Up Alarm 93	CNEL	20.9					-5.5			-0.1			5.3			11.5			15.6			16.8			12.6				-6.0	
Back Up Alarm 93	Leq	21.4					-5.0			0.4			5.8			12.0			16.1			17.3			13.1				-5.5	
Back Up Alarm 94	CNEL	21.1					-5.8			-0.3			5.3			11.5			15.6			16.8			14.0				-4.4	
Back Up Alarm 94	Leq	21.6					-5.3			0.2			5.8			12.0			16.1			17.3			14.5				-3.9	
Back Up Alarm 95	CNEL	21.1					-5.9			-0.3			5.4			11.6			15.6			16.9			14.0				-4.4	
Back Up Alarm 95	Leq	21.6					-5.4			0.1			5.9			12.0			16.1			17.3			14.5				-3.9	
Back Up Alarm 96	CNEL	20.9					-5.8			-0.3			5.4			11.6			15.7			16.9			12.7				-4.8	
Back Up Alarm 96	Leq	21.4					-5.3			0.2			5.9			12.1			16.1			17.4			13.2				-4.3	
Back Up Alarm 97	CNEL	20.9					-6.6			-0.7			5.4			11.6			15.6			16.9			12.7				-5.6	
Back Up Alarm 97	Leq	21.4					-6.1			-0.3			5.9			12.1			16.1			17.4			13.2				-5.1	
Back Up Alarm 98	CNEL	20.9					-6.6			-0.8			5.4			11.6			15.6			16.9			12.7				-5.5	
Back Up Alarm 98	Leq	21.4					-6.1			-0.3			5.9			12.1			16.1			17.4			13.2				-5.0	
Back Up Alarm 99	CNEL	20.2					-6.7			-0.8			5.4			11.6			15.0			15.9			11.7				-6.7	
Back Up Alarm 99	Leq	20.7					-6.2			-0.4			5.9			12.1			15.4			16.4			12.2				-6.3	

Duke Patterson Warehouse

Contribution spectra - 001 - Duke Patterson Warehouse: Outdoor SP

23

Source	Time slice	Sum	25Hz	31.5Hz	40Hz	50Hz	63Hz	80Hz	100Hz	125Hz	160Hz	200Hz	250Hz	315Hz	400Hz	500Hz	630Hz	800Hz	1kHz	1.25kHz	1.6kHz	2kHz	2.5kHz	3.15kHz	4kHz	5kHz	6.3kHz	8kHz	10kHz
		dB(A)	dB(A)	dB(A)	dB(A)	dB(A)	dB(A)	dB(A)	dB(A)	dB(A)	dB(A)	dB(A)	dB(A)	dB(A)	dB(A)	dB(A)	dB(A)	dB(A)	dB(A)	dB(A)	dB(A)	dB(A)	dB(A)	dB(A)	dB(A)	dB(A)	dB(A)	dB(A)	dB(A)
Back Up Alarm 100	CNEL	21.3					-6.6			-0.7			5.4			11.6			16.0			17.4			13.0			-4.3	
Back Up Alarm 100	Leq	21.8					-6.2			-0.2			5.9			12.1			16.4			17.9			13.5			-3.8	
Back Up Alarm 101	CNEL	21.3					-6.7			-0.7			5.4			11.6			16.0			17.4			13.0			-4.3	
Back Up Alarm 101	Leq	21.8					-6.2			-0.2			5.9			12.1			16.4			17.9			13.5			-3.8	
Back Up Alarm 102	CNEL	21.3					-5.8			-0.3			5.4			11.6			16.0			17.4			13.0			-4.3	
Back Up Alarm 102	Leq	21.8					-5.3			0.2			5.9			12.1			16.5			17.9			13.5			-3.8	
Back Up Alarm 103	CNEL	21.3					-5.7			-0.1			5.4			11.6			16.0			17.5			13.0			-4.3	
Back Up Alarm 103	Leq	21.8					-5.2			0.4			5.9			12.1			16.5			17.9			13.5			-3.9	
Back Up Alarm 104	CNEL	21.3					-6.2			-0.5			5.4			11.6			15.9			17.4			13.0			-4.4	
Back Up Alarm 104	Leq	21.7					-5.7			0.0			5.9			12.1			16.4			17.9			13.5			-4.0	
Back Up Alarm 105	CNEL	21.2					-6.3			-0.6			5.4			11.5			15.9			17.4			13.0			-4.5	
Back Up Alarm 105	Leq	21.7					-5.9			-0.1			5.8			12.0			16.4			17.9			13.4			-4.0	
Back Up Alarm 106	CNEL	21.2					-6.5			-0.7			5.3			11.5			15.9			17.3			12.9			-4.6	
Back Up Alarm 106	Leq	21.7					-6.0			-0.2			5.8			12.0			16.3			17.8			13.4			-4.1	
Back Up Alarm 107	CNEL	21.2					-6.6			-0.8			5.3			11.5			15.8			17.3			12.9			-4.7	
Back Up Alarm 107	Leq	21.6					-6.1			-0.3			5.8			12.0			16.3			17.8			13.4			-4.2	
Back Up Alarm 108	CNEL	21.1					-6.7			-0.9			5.2			11.4			15.8			17.3			12.8			-4.4	
Back Up Alarm 108	Leq	21.6					-6.2			-0.4			5.7			11.9			16.3			17.8			13.3			-3.9	
Back Up Alarm 109	CNEL	21.1					-6.8			-0.9			5.2			11.4			15.8			17.2			12.8			-4.5	
Back Up Alarm 109	Leq	21.6					-6.3			-0.5			5.7			11.9			16.2			17.7			13.3			-4.0	
Back Up Alarm 110	CNEL	21.0					-6.9			-1.0			5.2			11.3			15.7			17.2			12.7			-4.5	
Back Up Alarm 110	Leq	21.5					-6.4			-0.5			5.6			11.8			16.2			17.7			13.2			-4.1	
Back Up Alarm 111	CNEL	20.9					-7.0			-1.1			5.1			11.2			15.6			17.1			12.6			-3.8	
Back Up Alarm 111	Leq	21.4					-6.5			-0.7			5.5			11.7			16.1			17.6			13.1			-3.3	
Back Up Alarm 112	CNEL	21.1					-7.1			-1.2			5.0			11.2			15.6			17.1			13.9			-3.8	
Back Up Alarm 112	Leq	21.6					-6.6			-0.7			5.5			11.7			16.0			17.5			14.4			-3.4	
HVAC 1	CNEL	12.4	-35.4	-29.4	-25.5	-12.5	-7.5	-13.6	-6.7	-49.7	-5.8	-3.9	-4.0	-2.1	-1.2	-0.3	3.5	5.6	1.2	2.8	3.4	0.3	-0.5	-6.3	-9.6	-18.3	-28.5	-48.9	-76.2
HVAC 1	Leq	5.8	-42.1	-36.1	-32.1	-19.2	-14.2	-20.2	-13.3	-56.4	-12.5	-10.5	-10.6	-8.7	-7.9	-7.0	-3.1	-1.1	-5.4	-3.9	-3.2	-6.4	-7.1	-12.9	-16.3	-25.0	-35.2	-55.6	-82.9
HVAC 1	CNEL	11.8	-35.8	-29.8	-25.9	-12.9	-7.9	-14.0	-7.2	-50.2	-6.3	-4.4	-4.5	-2.6	-1.7	-0.9	3.0	5.0	0.7	2.2	2.8	-0.4	-1.3	-7.2	-10.8	-19.9	-30.8	-51.3	-80.4
HVAC 1	Leq	5.2	-42.5	-36.5	-32.5	-19.6	-14.6	-20.6	-13.8	-56.9	-13.0	-11.1	-11.2	-9.3	-8.4	-7.5	-3.7	-1.7	-6.0	-4.5	-3.9	-7.1	-7.9	-13.9	-17.5	-26.6	-37.5	-58.0	-87.0
HVAC 1	CNEL	15.9	-33.1	-27.1	-23.1	-10.2	-5.2	-11.2	-3.4	-46.4	-2.4	-0.5	-0.6	1.3	2.2	3.1	7.0	8.7	4.5	6.2	7.0	4.2	3.9	-1.1	-3.1	-9.8	-17.0	-32.6	-53.1
HVAC 1	Leq	9.3	-39.7	-33.8	-29.8	-16.8	-11.8	-17.9	-10.0	-53.1	-9.1	-7.2	-7.3	-5.3	-4.4	-3.5	0.4	2.1	-2.2	-0.5	0.3	-2.5	-2.8	-7.7	-9.8	-16.5	-23.6	-39.3	-59.8
HVAC 1	CNEL	16.3	-32.8	-26.8	-22.9	-9.9	-4.9	-10.9	-3.0	-46.0	-2.1	-0.1	-0.2	1.7	2.6	3.5	7.4	9.1	4.8	6.5	7.3	4.5	4.3	-0.6	-2.6	-9.1	-16.0	-31.2	-51.1
HVAC 1	Leq	9.6	-39.5	-33.5	-29.5	-16.6	-11.6	-17.6	-9.6	-52.7	-8.7	-6.8	-6.9	-5.0	-4.0	-3.1	0.7	2.4	-1.8	-0.2	0.7	-2.1	-2.4	-7.3	-9.2	-15.8	-22.6	-37.9	-57.8
HVAC 1	CNEL	14.6	-34.0	-28.0	-24.1	-11.1	-6.1	-12.1	-4.7	-47.7	-3.8	-1.9	-1.9	0.0	0.9	1.8	5.7	7.5	3.3	4.9	5.7	2.8	2.3	-2.9	-5.4	-12.8	-21.0	-38.2	-61.1
HVAC 1	Leq	7.9	-40.7	-34.7	-30.7	-17.7	-12.8	-18.8	-11.4	-54.4	-10.5	-8.5	-8.6	-6.7	-5.8	-4.9	-1.0	0.8	-3.4	-1.8	-1.0	-3.9	-4.3	-9.6	-12.1	-19.4	-27.6	-44.9	-67.8

Duke Patterson Warehouse

Contribution spectra - 001 - Duke Patterson Warehouse: Outdoor SP

23

Source	Time slice	Sum	25Hz	31.5Hz	40Hz	50Hz	63Hz	80Hz	100Hz	125Hz	160Hz	200Hz	250Hz	315Hz	400Hz	500Hz	630Hz	800Hz	1kHz	1.25kHz	1.6kHz	2kHz	2.5kHz	3.15kHz	4kHz	5kHz	6.3kHz	8kHz	10kHz	
		dB(A)	dB(A)	dB(A)	dB(A)	dB(A)	dB(A)	dB(A)	dB(A)	dB(A)	dB(A)	dB(A)	dB(A)	dB(A)	dB(A)	dB(A)	dB(A)	dB(A)	dB(A)	dB(A)	dB(A)	dB(A)	dB(A)	dB(A)	dB(A)	dB(A)	dB(A)	dB(A)	dB(A)	dB(A)
HVAC 1	CNEL	13.4	-34.9	-28.9	-24.9	-11.9	-6.9	-13.0	-5.8	-48.9	-4.9	-3.0	-3.1	-1.2	-0.3	0.6	4.4	6.4	2.1	3.7	4.4	1.4	0.8	-4.8	-7.7	-15.8	-25.1	-44.1	-69.4	
HVAC 1	Leq	6.7	-41.5	-35.5	-31.6	-18.6	-13.6	-19.6	-12.5	-55.6	-11.6	-9.7	-9.8	-7.9	-7.0	-6.1	-2.2	-0.3	-4.6	-3.0	-2.3	-5.3	-5.9	-11.4	-14.4	-22.5	-31.8	-50.7	-76.1	
HVAC 1	CNEL	13.7	-34.7	-28.7	-24.7	-11.7	-6.7	-12.8	-5.6	-48.6	-4.7	-2.8	-2.8	-0.9	0.0	0.9	4.7	6.7	2.4	4.0	4.7	1.7	1.1	-4.3	-7.1	-15.1	-24.1	-42.7	-67.4	
HVAC 1	Leq	7.0	-41.3	-35.3	-31.4	-18.4	-13.4	-19.4	-12.2	-55.3	-11.3	-9.4	-9.5	-7.6	-6.7	-5.8	-2.0	0.0	-4.3	-2.7	-2.0	-5.0	-5.5	-11.0	-13.8	-21.7	-30.8	-49.3	-74.1	
HVAC 1	CNEL	13.0	-35.0	-29.0	-25.1	-12.1	-7.1	-13.2	-6.1	-49.2	-5.2	-3.3	-3.4	-1.5	-0.6	0.3	4.1	6.1	1.8	3.4	4.1	1.0	0.3	-5.3	-8.4	-16.7	-26.3	-45.7	-71.8	
HVAC 1	Leq	6.4	-41.7	-35.7	-31.7	-18.8	-13.8	-19.8	-12.8	-55.8	-11.9	-10.0	-10.1	-8.2	-7.3	-6.4	-2.6	-0.6	-4.9	-3.3	-2.6	-5.7	-6.3	-12.0	-15.0	-23.3	-33.0	-52.4	-78.4	
HVAC 1	CNEL	11.6	-35.9	-30.0	-26.0	-13.0	-8.1	-14.1	-7.4	-50.4	-6.5	-4.6	-4.7	-2.8	-1.9	-1.1	2.8	4.8	0.5	2.0	2.6	-0.6	-1.6	-7.6	-11.3	-20.5	-31.6	-53.2	-82.5	
HVAC 1	Leq	5.0	-42.6	-36.6	-32.7	-19.7	-14.8	-20.8	-14.0	-57.1	-13.2	-11.3	-11.4	-9.5	-8.6	-7.7	-3.9	-1.8	-6.2	-4.7	-4.1	-7.3	-8.2	-14.2	-17.9	-27.2	-38.3	-59.9	-89.1	
HVAC 1	CNEL	12.2	-35.6	-29.6	-25.6	-12.7	-7.7	-13.7	-6.9	-49.9	-6.0	-4.1	-4.2	-2.3	-1.4	-0.5	3.3	5.3	1.0	2.5	3.2	0.0	-0.8	-6.6	-10.1	-18.9	-29.4	-50.1	-78.0	
HVAC 1	Leq	5.5	-42.2	-36.3	-32.3	-19.3	-14.4	-20.4	-13.5	-56.6	-12.7	-10.8	-10.9	-9.0	-8.1	-7.2	-3.4	-1.3	-5.6	-4.1	-3.5	-6.6	-7.5	-13.3	-16.7	-25.6	-36.1	-56.8	-84.7	
HVAC 1	CNEL	14.2	-34.2	-28.3	-24.3	-11.3	-6.3	-12.4	-5.1	-48.1	-4.2	-2.2	-2.3	-0.4	0.5	1.4	5.2	7.1	2.9	4.5	5.3	2.3	1.8	-3.5	-6.2	-13.8	-22.3	-40.2	-63.8	
HVAC 1	Leq	7.5	-40.9	-34.9	-31.0	-18.0	-13.0	-19.1	-11.7	-54.8	-10.8	-8.9	-9.0	-7.1	-6.2	-5.3	-1.4	0.5	-3.8	-2.2	-1.4	-4.4	-4.9	-10.2	-12.8	-20.4	-29.0	-46.8	-70.5	
HVAC 1	CNEL	13.5	-34.7	-28.7	-24.7	-11.8	-6.8	-12.8	-5.7	-48.7	-4.8	-2.9	-3.0	-1.1	-0.2	0.7	4.6	6.5	2.3	3.8	4.6	1.5	0.9	-4.6	-7.5	-15.5	-24.7	-43.4	-68.4	
HVAC 1	Leq	6.8	-41.4	-35.4	-31.4	-18.4	-13.5	-19.5	-12.3	-55.4	-11.5	-9.5	-9.6	-7.7	-6.8	-5.9	-2.1	-0.1	-4.4	-2.8	-2.1	-5.1	-5.7	-11.2	-14.1	-22.1	-31.3	-50.1	-75.1	
HVAC 1	CNEL	12.0	-35.7	-29.7	-25.7	-12.8	-7.8	-13.8	-7.0	-50.1	-6.1	-4.2	-4.3	-2.4	-1.6	-0.7	3.2	5.2	0.9	2.4	3.0	-0.2	-1.0	-6.9	-10.4	-19.4	-30.0	-50.3	-78.8	
HVAC 1	Leq	5.4	-42.3	-36.4	-32.4	-19.4	-14.5	-20.5	-13.7	-56.7	-12.8	-10.9	-11.0	-9.1	-8.2	-7.4	-3.5	-1.5	-5.8	-4.3	-3.7	-6.8	-7.7	-13.6	-17.1	-26.0	-36.7	-56.9	-85.5	
HVAC 1	CNEL	12.6	-35.3	-29.3	-25.3	-12.4	-7.4	-13.4	-6.5	-49.5	-5.6	-3.7	-3.8	-1.9	-1.0	-0.1	3.7	5.7	1.4	3.0	3.7	0.6	-0.2	-5.9	-9.1	-17.7	-27.7	-47.7	-74.6	
HVAC 1	Leq	6.0	-41.9	-36.0	-32.0	-19.0	-14.1	-20.1	-13.1	-56.2	-12.3	-10.3	-10.4	-8.5	-7.7	-6.8	-2.9	-0.9	-5.2	-3.7	-3.0	-6.1	-6.9	-12.6	-15.8	-24.4	-34.4	-54.4	-81.3	
HVAC 1	CNEL	12.9	-35.1	-29.2	-25.2	-12.2	-7.2	-13.3	-6.3	-49.3	-5.4	-3.5	-3.6	-1.7	-0.8	0.1	3.9	5.9	1.6	3.2	3.9	0.8	0.1	-5.6	-8.7	-17.2	-27.0	-46.7	-73.1	
HVAC 1	Leq	6.2	-41.8	-35.8	-31.9	-18.9	-13.9	-20.0	-12.9	-56.0	-12.1	-10.2	-10.2	-8.3	-7.5	-6.6	-2.7	-0.7	-5.0	-3.5	-2.8	-5.9	-6.6	-12.3	-15.4	-23.8	-33.7	-53.4	-79.8	
HVAC 1	CNEL	15.3	-33.5	-27.6	-23.6	-10.6	-5.6	-11.7	-4.0	-47.1	-3.1	-1.2	-1.3	0.7	1.6	2.5	6.3	8.1	3.9	5.5	6.4	3.5	3.2	-1.9	-4.2	-11.2	-18.8	-35.3	-56.9	
HVAC 1	Leq	8.6	-40.2	-34.2	-30.2	-17.3	-12.3	-18.3	-10.7	-53.7	-9.8	-7.9	-7.9	-6.0	-5.1	-4.2	-0.3	1.5	-2.8	-1.1	-0.3	-3.2	-3.5	-8.6	-10.8	-17.8	-25.5	-41.9	-63.6	
HVAC 1	CNEL	15.6	-33.3	-27.3	-23.4	-10.4	-5.4	-11.4	-3.7	-46.7	-2.8	-0.9	-0.9	1.0	1.9	2.8	6.7	8.4	4.2	5.8	6.7	3.8	3.5	-1.5	-3.6	-10.5	-17.9	-33.9	-55.0	
HVAC 1	Leq	8.9	-40.0	-34.0	-30.0	-17.1	-12.1	-18.1	-10.4	-53.4	-9.5	-7.5	-7.6	-5.7	-4.8	-3.9	0.0	1.8	-2.5	-0.8	0.0	1.8	-2.5	-0.8	-3.1	-8.2	-10.3	-17.1	-24.5	-40.6
HVAC 1	CNEL	14.9	-33.8	-27.8	-23.8	-10.9	-5.9	-11.9	-4.4	-47.4	-3.5	-1.6	-1.6	0.3	1.2	2.1	5.9	7.8	3.5	5.2	6.0	3.1	2.7	-2.5	-4.9	-12.1	-20.1	-37.0	-59.3	
HVAC 1	Leq	8.2	-40.4	-34.5	-30.5	-17.5	-12.6	-18.6	-11.1	-54.1	-10.2	-8.2	-8.3	-6.4	-5.5	-4.6	-0.7	1.1	-3.1	-1.5	-0.7	-3.6	-4.0	-9.2	-11.5	-18.8	-26.7	-43.7	-66.0	
HVAC 1	CNEL	13.3	-34.8	-28.9	-24.9	-11.9	-7.0	-13.0	-5.9	-48.9	-5.0	-3.1	-3.2	-1.3	-0.4	0.5	4.4	6.3	2.0	3.6	4.3	1.3	0.6	-4.9	-7.9	-16.0	-25.4	-44.5	-70.0	
HVAC 1	Leq	6.6	-41.5	-35.5	-31.6	-18.6	-13.6	-19.6	-12.6	-55.6	-11.7	-9.8	-9.9	-7.9	-7.1	-6.2	-2.3	-0.3	-4.6	-3.1	-2.4	-5.4	-6.0	-11.6	-14.6	-22.7	-32.1	-51.2	-76.7	
HVAC 1	CNEL	13.9	-34.4	-28.4	-24.5	-11.5	-6.5	-12.6	-5.3	-48.3	-4.4	-2.5	-2.6	-0.7	0.2	1.1	5.0	6.9	2.6	4.2	5.0	2.0	1.5	-3.9	-6.6	-14.4	-23.2	-41.4	-65.5	
HVAC 1	Leq	7.3	-41.1	-35.1	-31.1	-18.2	-13.2	-19.2	-12.0	-55.0	-11.1	-9.2	-9.2	-7.3	-6.4	-5.5	-1.7	0.2	-4.0	-2.4	-1.7	-4.7	-5.2	-10.6	-13.3	-21.1	-29.9	-48.0	-72.2	
HVAC 1	CNEL	12.8	-35.2	-29.3	-25.3	-12.3	-7.3	-13.4	-6.4	-49.4	-5.5	-3.6	-3.7	-1.8	-0.9	0.0	3.9	5.9	1.6	3.1	3.8	0.7	0.0	-5.7	-8.9	-17.4	-27.3	-47.1	-73.7	
HVAC 1	Leq	6.1	-41.9	-35.9	-32.0	-19.0	-14.0	-20.0	-13.0	-56.1	-12.2	-10.2	-10.3	-8.4	-7.5	-6.7	-2.8	-0.8	-5.1	-3.6	-2.9	-6.0	-6.7	-12.4	-15.6	-24.0	-33.9	-53.7	-80.3	
HVAC 1	CNEL	13.6	-34.7	-28.7	-24.7	-11.7	-6.8	-12.8	-5.6	-48.6	-4.7	-2.8	-2.9	-1.0	-0.1	0.8	4.7	6.6	2.4	4.0	4.7	1.7	1.1	-4.3	-7.2	-15.1	-24.2	-42.8	-67.6	
HVAC 1	Leq	7.0	-41.4	-35.4	-31.4	-18.4	-13.4	-19.5	-12.3	-55.3	-11.4	-9.5	-9.5	-7.6	-6.7	-5.8	-2.0	0.0	-4.3	-2.7	-2.0	-5.0	-5.6	-11.0	-13.8	-21.8	-30.9	-49.4	-74.2	
HVAC 1	CNEL	12.2	-35.6	-29.7	-25.7	-12.7	-7.7	-13.8	-6.9	-49.9	-6.0	-4.1	-4.2	-2.3	-1.4	-0.5	3.3	5.4	1.0	2.6	3.2	0.1	-0.8	-6.6	-10.0	-18.9	-29.3	-50.0	-77.9	
HVAC 1	Leq	5.5	-42.3	-36.3	-32.3	-19.4	-14.4	-20.4	-13.5	-56.6	-12.7	-10.7	-10.8	-9.0	-8.1	-7.2	-3.4	-1.3	-5.6	-4.1	-3.5	-6.6	-7.4	-13.3	-16.7	-25.5	-36.0	-56.7	-84.5	

Duke Patterson Warehouse Contribution spectra - 001 - Duke Patterson Warehouse: Outdoor SP

23

Source	Time slice	Sum	25Hz	31.5Hz	40Hz	50Hz	63Hz	80Hz	100Hz	125Hz	160Hz	200Hz	250Hz	315Hz	400Hz	500Hz	630Hz	800Hz	1kHz	1.25kHz	1.6kHz	2kHz	2.5kHz	3.15kHz	4kHz	5kHz	6.3kHz	8kHz	10kHz
		dB(A)	dB(A)	dB(A)	dB(A)	dB(A)	dB(A)	dB(A)	dB(A)	dB(A)	dB(A)	dB(A)	dB(A)	dB(A)	dB(A)	dB(A)	dB(A)	dB(A)	dB(A)	dB(A)	dB(A)	dB(A)	dB(A)	dB(A)	dB(A)	dB(A)	dB(A)	dB(A)	dB(A)
HVAC 1	CNEL	12.7	-35.3	-29.3	-25.3	-12.3	-7.4	-13.4	-6.4	-49.4	-5.5	-3.6	-3.7	-1.8	-0.9	0.0	3.8	5.8	1.5	3.1	3.8	0.7	0.0	-5.7	-8.9	-17.4	-27.3	-47.2	-73.8
HVAC 1	Leq	6.1	-42.0	-36.0	-32.0	-19.0	-14.0	-20.1	-13.1	-56.1	-12.2	-10.3	-10.4	-8.5	-7.6	-6.7	-2.8	-0.8	-5.1	-3.6	-2.9	-6.0	-6.7	-12.4	-15.6	-24.1	-34.0	-53.9	-80.5
HVAC 1	CNEL	13.1	-35.1	-29.1	-25.1	-12.1	-7.1	-13.2	-6.1	-49.2	-5.2	-3.3	-3.4	-1.5	-0.6	0.3	4.1	6.1	1.8	3.4	4.1	1.0	0.4	-5.2	-8.3	-16.6	-26.2	-45.6	-71.6
HVAC 1	Leq	6.4	-41.7	-35.8	-31.8	-18.8	-13.8	-19.8	-12.8	-55.8	-11.9	-10.0	-10.1	-8.2	-7.3	-6.4	-2.5	-0.5	-4.8	-3.3	-2.6	-5.6	-6.3	-11.9	-15.0	-23.3	-32.9	-52.3	-78.2
HVAC 1	CNEL	12.5	-35.4	-29.5	-25.5	-12.5	-7.5	-13.6	-6.6	-49.7	-5.7	-3.8	-3.9	-2.0	-1.1	-0.3	3.6	5.6	1.3	2.8	3.5	0.4	-0.4	-6.1	-9.4	-18.1	-28.3	-48.5	-75.7
HVAC 1	Leq	5.8	-42.1	-36.1	-32.2	-19.2	-14.2	-20.2	-13.3	-56.3	-12.4	-10.5	-10.6	-8.7	-7.8	-6.9	-3.1	-1.1	-5.4	-3.8	-3.2	-6.3	-7.0	-12.8	-16.1	-24.8	-34.9	-55.2	-82.4
HVAC 1	CNEL	14.3	-34.2	-28.2	-24.3	-11.3	-6.3	-12.3	-5.0	-48.0	-4.1	-2.1	-2.2	-0.3	0.6	1.5	5.4	7.3	3.0	4.6	5.4	2.5	2.0	-3.3	-5.9	-13.4	-21.8	-38.3	-62.0
HVAC 1	Leq	7.7	-40.9	-34.9	-30.9	-18.0	-13.0	-19.0	-11.6	-54.7	-10.7	-8.8	-8.9	-7.0	-6.1	-5.2	-1.3	0.6	-3.7	-2.0	-1.3	-4.2	-4.7	-10.0	-12.5	-20.1	-28.5	-44.9	-68.7
HVAC 1	CNEL	14.8	-33.8	-27.9	-23.9	-10.9	-6.0	-12.0	-4.5	-47.6	-3.6	-1.7	-1.8	0.1	1.0	1.9	5.8	7.7	3.4	5.0	5.8	2.9	2.5	-2.7	-5.1	-12.4	-20.5	-37.6	-60.2
HVAC 1	Leq	8.1	-40.5	-34.5	-30.6	-17.6	-12.6	-18.7	-11.2	-54.2	-10.3	-8.4	-8.5	-6.5	-5.6	-4.7	-0.9	1.0	-3.3	-1.6	-0.8	-3.7	-4.2	-9.4	-11.8	-19.1	-27.2	-44.3	-66.9
HVAC 1	CNEL	13.3	-34.9	-28.9	-25.0	-12.0	-7.0	-13.0	-5.9	-49.0	-5.0	-3.1	-3.2	-1.3	-0.4	0.5	4.3	6.3	2.0	3.6	4.3	1.3	0.7	-4.9	-7.9	-16.0	-25.4	-44.5	-70.0
HVAC 1	Leq	6.6	-41.6	-35.6	-31.6	-18.7	-13.7	-19.7	-12.6	-55.6	-11.7	-9.8	-9.9	-8.0	-7.1	-6.2	-2.3	-0.3	-4.6	-3.1	-2.3	-5.4	-6.0	-11.5	-14.5	-22.7	-32.1	-51.1	-76.6
HVAC 1	CNEL	13.8	-34.6	-28.6	-24.6	-11.6	-6.6	-12.7	-5.4	-48.5	-4.5	-2.6	-2.7	-0.8	0.1	1.0	4.9	6.8	2.5	4.1	4.9	1.9	1.4	-4.1	-6.8	-14.6	-23.5	-40.6	-65.4
HVAC 1	Leq	7.1	-41.2	-35.3	-31.3	-18.3	-13.3	-19.3	-12.1	-55.1	-11.2	-9.3	-9.4	-7.5	-6.6	-5.7	-1.8	0.1	-4.1	-2.5	-1.8	-4.8	-5.3	-10.7	-13.5	-21.3	-30.2	-47.3	-72.1
HVAC 1	CNEL	14.2	-34.3	-28.3	-24.3	-11.4	-6.4	-12.4	-5.1	-48.1	-4.2	-2.3	-2.3	-0.4	0.5	1.4	5.2	7.1	2.9	4.5	5.3	2.3	1.8	-3.5	-6.1	-13.7	-22.2	-40.1	-63.7
HVAC 1	Leq	7.5	-41.0	-35.0	-31.0	-18.4	-13.4	-19.4	-11.7	-54.8	-10.8	-8.9	-9.0	-7.1	-6.2	-5.3	-1.4	0.5	-3.8	-2.2	-1.4	-4.3	-4.8	-10.1	-12.8	-20.4	-28.9	-46.7	-70.4
HVAC 1	CNEL	15.6	-33.3	-27.4	-23.4	-10.4	-5.4	-11.5	-3.7	-46.8	-2.8	-0.9	-1.0	0.9	1.8	2.7	6.6	8.4	4.1	5.8	6.6	3.8	3.5	-1.6	-3.7	-10.6	-18.0	-34.1	-55.3
HVAC 1	Leq	8.9	-40.0	-34.0	-30.1	-17.1	-12.1	-18.1	-10.4	-53.5	-9.5	-7.6	-7.7	-5.7	-4.8	-3.9	0.0	1.7	-2.5	-0.9	0.0	-2.9	-3.2	-8.2	-10.4	-17.3	-24.7	-40.8	-62.0
HVAC 1	CNEL	14.0	-34.5	-28.5	-24.5	-11.5	-6.5	-12.6	-5.3	-48.3	-4.4	-2.5	-2.5	-0.6	0.3	1.2	5.0	6.9	2.7	4.3	5.0	2.1	1.5	-3.8	-6.5	-14.3	-23.0	-41.2	-65.3
HVAC 1	Leq	7.3	-41.1	-35.1	-31.2	-18.2	-13.2	-19.2	-12.0	-55.0	-11.1	-9.1	-9.2	-7.3	-6.4	-5.5	-1.6	0.3	-4.0	-2.4	-1.6	-4.6	-5.1	-10.5	-13.2	-20.9	-29.7	-47.8	-71.9
HVAC 1	CNEL	14.6	-34.1	-28.1	-24.1	-11.1	-6.1	-12.2	-4.7	-47.8	-3.8	-1.9	-2.0	-0.1	0.9	1.7	5.6	7.5	3.2	4.9	5.7	2.7	2.3	-2.9	-5.4	-12.8	-21.0	-38.3	-61.3
HVAC 1	Leq	7.9	-40.7	-34.7	-30.8	-17.8	-12.8	-18.8	-11.4	-54.4	-10.5	-8.6	-8.6	-6.7	-5.8	-4.9	-1.0	0.8	-3.4	-1.8	-1.0	-3.9	-4.4	-9.6	-12.1	-19.5	-27.7	-45.0	-67.9
HVAC 1	CNEL	14.9	-33.7	-27.8	-23.8	-10.8	-5.9	-11.9	-4.4	-47.4	-3.5	-1.5	-1.6	0.3	1.2	2.1	6.0	7.8	3.6	5.2	6.0	3.1	2.8	-2.4	-4.8	-12.0	-19.9	-36.7	-59.0
HVAC 1	Leq	8.3	-40.4	-34.4	-30.5	-17.5	-12.5	-18.6	-11.0	-54.1	-10.1	-8.2	-8.3	-6.4	-5.5	-4.6	-0.7	1.2	-3.1	-1.5	-0.7	-3.5	-3.9	-9.1	-11.4	-18.6	-26.5	-43.4	-65.7
HVAC 1	CNEL	14.3	-34.2	-28.3	-24.3	-11.3	-6.3	-12.3	-5.0	-48.0	-4.1	-2.2	-2.2	-0.3	0.6	1.5	5.3	7.2	3.0	4.6	5.4	2.4	2.0	-3.4	-5.9	-13.5	-22.0	-39.6	-63.1
HVAC 1	Leq	7.6	-40.9	-34.9	-30.9	-18.0	-13.0	-19.0	-11.6	-54.7	-10.8	-8.8	-8.9	-7.0	-6.1	-5.2	-1.3	0.6	-3.7	-2.1	-1.3	-4.2	-4.7	-10.0	-12.6	-20.2	-28.6	-46.3	-69.8
HVAC 1	CNEL	11.1	-36.3	-30.4	-26.4	-13.4	-8.4	-14.5	-7.8	-50.9	-6.9	-5.0	-5.1	-3.3	-2.4	-1.5	2.3	4.4	0.0	1.5	2.1	-1.2	-2.2	-8.4	-12.3	-21.9	-33.5	-55.9	-86.2
HVAC 1	Leq	4.5	-43.0	-37.0	-33.1	-20.1	-15.1	-21.2	-14.5	-57.5	-13.6	-11.7	-11.8	-9.9	-9.1	-8.2	-4.4	-2.3	-6.6	-5.2	-4.6	-7.9	-8.9	-15.0	-18.9	-28.5	-40.1	-62.5	-92.9
HVAC 1	CNEL	11.7	-36.0	-30.0	-26.0	-13.1	-8.1	-14.1	-7.3	-50.4	-6.5	-4.6	-4.7	-2.8	-1.9	-1.0	2.8	4.9	0.5	2.0	2.6	-0.6	-1.5	-7.5	-11.1	-20.3	-31.4	-52.9	-82.0
HVAC 1	Leq	5.0	-42.7	-36.7	-32.7	-19.7	-14.8	-20.8	-14.0	-57.1	-13.1	-11.2	-11.3	-9.4	-8.6	-7.7	-3.9	-1.8	-6.1	-4.6	-4.0	-7.2	-8.1	-14.1	-17.8	-27.0	-38.0	-59.6	-88.7
HVAC 1	CNEL	11.9	-35.8	-29.8	-25.9	-12.9	-7.9	-13.9	-7.1	-50.2	-6.2	-4.3	-4.4	-2.5	-1.6	-0.8	3.1	5.1	0.8	2.3	2.9	-0.3	-1.1	-7.0	-10.6	-19.6	-30.4	-51.5	-80.0
HVAC 1	Leq	5.3	-42.5	-36.5	-32.5	-19.5	-14.6	-20.6	-13.8	-56.8	-12.9	-11.0	-11.1	-9.2	-8.3	-7.5	-3.6	-1.6	-5.9	-4.4	-3.7	-6.9	-7.8	-13.7	-17.3	-26.3	-37.0	-58.2	-86.6
HVAC 1	CNEL	11.4	-36.1	-30.1	-26.2	-13.2	-8.2	-14.3	-7.6	-50.6	-6.7	-4.8	-4.9	-3.0	-2.1	-1.3	2.5	4.6	0.3	1.8	2.3	-0.9	-1.9	-7.9	-11.7	-21.2	-32.5	-54.5	-84.3
HVAC 1	Leq	4.7	-42.7	-36.8	-32.8	-19.9	-14.9	-20.9	-14.2	-57.3	-13.4	-11.5	-11.6	-9.7	-8.8	-8.0	-4.1	-2.0	-6.4	-4.9	-4.3	-7.6	-8.5	-14.6	-18.4	-27.8	-39.2	-61.2	-90.9
HVAC 1	CNEL	15.2	-33.6	-27.6	-23.6	-10.7	-5.7	-11.7	-4.1	-47.2	-3.2	-1.3	-1.4	0.5	1.4	2.3	6.2	8.0	3.8	5.4	6.2	3.4	3.0	-2.1	-4.4	-11.5	-19.2	-35.8	-57.7
HVAC 1	Leq	8.5	-40.3	-34.3	-30.3	-17.3	-12.4	-18.4	-10.8	-53.9	-9.9	-8.0	-8.1	-6.1	-5.2	-4.3	-0.5	1.4	-2.9	-1.3	-0.4	-3.3	-3.7	-8.8	-11.1	-18.1	-25.9	-42.5	-64.3

Duke Patterson Warehouse

Contribution spectra - 001 - Duke Patterson Warehouse: Outdoor SP

23

Source	Time slice	Sum	25Hz	31.5Hz	40Hz	50Hz	63Hz	80Hz	100Hz	125Hz	160Hz	200Hz	250Hz	315Hz	400Hz	500Hz	630Hz	800Hz	1kHz	1.25kHz	1.6kHz	2kHz	2.5kHz	3.15kHz	4kHz	5kHz	6.3kHz	8kHz	10kHz
		dB(A)	dB(A)	dB(A)	dB(A)	dB(A)	dB(A)	dB(A)	dB(A)	dB(A)	dB(A)	dB(A)	dB(A)	dB(A)	dB(A)	dB(A)	dB(A)	dB(A)	dB(A)	dB(A)	dB(A)	dB(A)	dB(A)	dB(A)	dB(A)	dB(A)	dB(A)	dB(A)	dB(A)
HVAC 1	CNEL	12.2	-35.5	-29.6	-25.6	-12.6	-7.7	-13.7	-6.8	-49.9	-6.0	-4.1	-4.2	-2.3	-1.4	-0.5	3.3	5.4	1.0	2.6	3.2	0.1	-0.8	-6.6	-10.0	-18.9	-29.3	-49.3	-77.4
HVAC 1	Leq	5.5	-42.2	-36.2	-32.3	-19.3	-14.3	-20.4	-13.5	-56.6	-12.6	-10.7	-10.8	-8.9	-8.1	-7.2	-3.3	-1.3	-5.6	-4.1	-3.5	-6.6	-7.4	-13.3	-16.7	-25.5	-36.0	-56.0	-84.1
HVAC 1	CNEL	16.1	-32.8	-26.9	-22.9	-10.0	-5.0	-11.0	-3.2	-46.2	-2.3	-0.4	-0.4	1.5	2.4	3.3	7.2	8.8	4.6	6.2	7.1	4.3	4.0	-1.0	-3.0	-9.7	-16.7	-32.3	-52.6
HVAC 1	Leq	9.4	-39.5	-33.5	-29.6	-16.6	-11.7	-17.7	-9.8	-52.9	-8.9	-7.0	-7.1	-5.2	-4.3	-3.4	0.5	2.2	-2.1	-0.4	0.4	-2.4	-2.7	-7.7	-9.7	-16.3	-23.4	-39.0	-59.2
HVAC 1	CNEL	17.0	-32.0	-26.0	-22.1	-9.1	-4.1	-10.2	-2.2	-45.3	-1.3	0.6	0.5	2.4	3.3	4.2	8.1	9.8	5.5	7.2	8.0	5.3	5.1	0.2	-1.6	-7.8	-14.3	-28.8	-47.7
HVAC 1	Leq	10.4	-38.6	-32.7	-28.7	-15.8	-10.8	-16.9	-8.9	-52.0	-8.0	-6.1	-6.2	-4.2	-3.3	-2.4	1.4	3.1	-1.1	0.5	1.4	-1.4	-1.6	-6.4	-8.2	-14.5	-20.9	-35.5	-54.3
HVAC 1	CNEL	17.0	-32.0	-26.1	-22.1	-9.1	-4.2	-10.2	-2.3	-45.3	-1.4	0.6	0.5	2.4	3.3	4.2	8.1	9.7	5.5	7.2	8.0	5.2	5.0	0.2	-1.6	-7.8	-14.3	-28.9	-47.7
HVAC 1	Leq	10.3	-38.7	-32.7	-28.8	-15.8	-10.8	-16.9	-8.9	-52.0	-8.0	-6.1	-6.2	-4.3	-3.4	-2.5	1.4	3.1	-1.2	0.5	1.4	-1.4	-1.6	-6.4	-8.2	-14.5	-21.0	-35.5	-54.4
HVAC 1	CNEL	16.0	-32.9	-26.9	-23.0	-10.0	-5.0	-11.1	-3.2	-46.2	-2.3	-0.4	-0.4	1.5	2.4	3.3	7.1	8.8	4.6	6.2	7.1	4.2	4.0	-1.0	-3.0	-9.7	-16.8	-32.3	-52.6
HVAC 1	Leq	9.4	-39.5	-33.6	-29.6	-16.7	-11.7	-17.7	-9.9	-52.9	-9.0	-7.0	-7.1	-5.2	-4.3	-3.4	0.5	2.2	-2.1	-0.4	0.4	-2.4	-2.7	-7.7	-9.7	-16.4	-23.4	-39.0	-59.3
HVAC 1	CNEL	14.4	-33.8	-27.9	-24.0	-11.0	-6.1	-12.1	-4.8	-47.8	-3.9	-2.0	-2.1	-0.2	0.7	1.6	5.5	7.4	3.1	4.7	5.5	2.5	2.0	-3.3	-5.8	-13.3	-21.7	-39.3	-62.5
HVAC 1	Leq	7.7	-40.5	-34.6	-30.6	-17.7	-12.8	-18.8	-11.4	-54.5	-10.6	-8.7	-8.7	-6.8	-5.9	-5.0	-1.2	0.7	-3.6	-2.0	-1.2	-4.2	-4.6	-9.9	-12.5	-20.0	-28.4	-45.9	-69.2
HVAC 1	CNEL	15.2	-33.3	-27.4	-23.5	-10.5	-5.6	-11.6	-4.0	-47.1	-3.1	-1.2	-1.3	0.6	1.5	2.4	6.3	8.1	3.8	5.5	6.3	3.4	3.0	-2.1	-4.4	-11.5	-19.2	-35.7	-57.5
HVAC 1	Leq	8.5	-40.0	-34.1	-30.1	-17.2	-12.2	-18.3	-10.7	-53.7	-9.8	-7.9	-8.0	-6.0	-5.1	-4.2	-0.4	1.4	-2.8	-1.2	-0.4	-3.3	-3.7	-8.8	-11.1	-18.2	-25.9	-42.4	-64.2
HVAC 1	CNEL	15.2	-33.4	-27.5	-23.5	-10.6	-5.6	-11.6	-4.0	-47.1	-3.1	-1.2	-1.3	0.6	1.5	2.4	6.3	8.1	3.8	5.4	6.2	3.4	3.0	-2.1	-4.4	-11.5	-19.2	-35.8	-57.6
HVAC 1	Leq	8.5	-40.1	-34.1	-30.2	-17.2	-12.3	-18.3	-10.7	-53.7	-9.8	-7.9	-8.0	-6.1	-5.2	-4.3	-0.4	1.4	-2.9	-1.2	-0.4	-3.3	-3.7	-8.8	-11.1	-18.2	-25.9	-42.4	-64.2
HVAC 1	CNEL	14.4	-33.9	-28.0	-24.0	-11.1	-6.1	-12.2	-4.8	-47.8	-3.9	-2.0	-2.1	-0.2	0.7	1.6	5.5	7.3	3.1	4.7	5.4	2.5	2.0	-3.3	-5.8	-13.3	-21.7	-39.3	-62.5
HVAC 1	Leq	7.7	-40.6	-34.7	-30.7	-17.8	-12.8	-18.8	-11.5	-54.5	-10.6	-8.7	-8.8	-6.9	-5.9	-5.1	-1.2	0.7	-3.6	-2.0	-1.2	-4.2	-4.6	-9.9	-12.5	-20.0	-28.4	-46.0	-69.2
HVAC 1	CNEL	18.0	-31.0	-25.0	-21.1	-8.1	-3.1	-9.2	-1.2	-44.3	-0.3	1.6	1.5	3.4	4.3	5.2	9.1	10.7	6.5	8.1	8.9	6.2	6.0	1.3	-0.3	-6.3	-12.1	-25.8	-43.2
HVAC 1	Leq	11.3	-37.6	-31.7	-27.7	-14.8	-9.8	-15.8	-7.9	-50.9	-7.0	-5.1	-5.1	-3.2	-2.3	-1.5	2.4	4.0	-0.2	1.4	2.3	-0.5	-0.7	-5.4	-7.0	-12.9	-18.8	-32.5	-49.9
HVAC 1	CNEL	12.8	-35.0	-29.1	-25.1	-12.2	-7.2	-13.3	-6.3	-49.3	-5.4	-3.5	-3.6	-1.7	-0.8	0.1	3.9	5.9	1.6	3.2	3.9	0.8	0.1	-5.6	-8.8	-17.2	-27.1	-46.1	-72.9
HVAC 1	Leq	6.2	-41.7	-35.8	-31.8	-18.8	-13.9	-19.9	-12.9	-56.0	-12.1	-10.2	-10.2	-8.4	-7.5	-6.6	-2.7	-0.7	-5.0	-3.5	-2.8	-5.9	-6.6	-12.3	-15.5	-23.9	-33.7	-52.8	-79.6
HVAC 1	CNEL	14.4	-34.0	-28.1	-24.1	-11.1	-6.2	-12.2	-4.8	-47.9	-4.0	-2.0	-2.1	-0.2	0.7	1.6	5.4	7.3	3.0	4.6	5.4	2.5	2.0	-3.3	-5.9	-13.4	-21.9	-39.5	-62.8
HVAC 1	Leq	7.7	-40.7	-34.7	-30.8	-17.8	-12.8	-18.9	-11.5	-54.6	-10.6	-8.7	-8.8	-6.9	-6.0	-5.1	-1.2	0.6	-3.6	-2.0	-1.3	-4.2	-4.7	-10.0	-12.6	-20.1	-28.5	-46.1	-69.5
HVAC 1	CNEL	15.2	-33.5	-27.5	-23.6	-10.6	-5.6	-11.7	-4.1	-47.1	-3.2	-1.3	-1.4	0.6	1.5	2.4	6.2	8.0	3.8	5.4	6.2	3.3	2.9	-2.2	-4.5	-11.6	-19.4	-36.0	-57.8
HVAC 1	Leq	8.5	-40.2	-34.2	-30.2	-17.3	-12.3	-18.4	-10.8	-53.8	-9.9	-7.9	-8.0	-6.1	-5.2	-4.3	-0.4	1.4	-2.9	-1.3	-0.5	-3.4	-3.7	-8.9	-11.2	-18.3	-26.0	-42.6	-64.5
HVAC 1	CNEL	15.1	-33.6	-27.6	-23.6	-10.7	-5.7	-11.7	-4.2	-47.2	-3.3	-1.4	-1.4	0.5	1.4	2.3	6.1	8.0	3.7	5.3	6.1	3.2	2.9	-2.3	-4.6	-11.8	-19.6	-36.3	-58.3
HVAC 1	Leq	8.4	-40.2	-34.3	-30.3	-17.4	-12.4	-18.4	-10.8	-53.9	-9.9	-8.0	-8.1	-6.2	-5.3	-4.4	-0.5	1.3	-3.0	-1.3	-0.5	-3.4	-3.8	-9.0	-11.3	-18.4	-26.3	-43.0	-65.0
HVAC 1	CNEL	18.0	-31.0	-25.1	-21.1	-8.1	-3.2	-9.2	-1.2	-44.3	-0.3	1.6	1.5	3.4	4.3	5.2	9.1	10.7	6.4	8.1	8.9	6.1	6.0	1.3	-0.3	-6.3	-12.2	-25.8	-43.3
HVAC 1	Leq	11.3	-37.7	-31.7	-27.8	-14.8	-9.8	-15.9	-7.9	-51.0	-7.0	-5.1	-5.2	-3.3	-2.4	-1.5	2.4	4.0	-0.2	1.4	2.3	-0.5	-0.7	-5.4	-7.0	-12.9	-18.8	-32.5	-50.0
HVAC 1	CNEL	12.9	-35.0	-29.0	-25.1	-12.1	-7.2	-13.2	-6.2	-49.3	-5.3	-3.4	-3.5	-1.6	-0.7	0.1	4.0	6.0	1.7	3.2	3.9	0.8	0.1	-5.5	-8.7	-17.1	-26.9	-45.9	-72.5
HVAC 1	Leq	6.2	-41.6	-35.7	-31.7	-18.8	-13.8	-19.9	-12.9	-55.9	-12.0	-10.1	-10.2	-8.3	-7.4	-6.5	-2.7	-0.7	-5.0	-3.4	-2.8	-5.8	-6.5	-12.2	-15.4	-23.8	-33.5	-52.5	-79.2
HVAC 1	CNEL	13.6	-34.5	-28.5	-24.6	-11.6	-6.7	-12.7	-5.5	-48.6	-4.7	-2.8	-2.9	-0.9	-0.1	0.8	4.7	6.6	2.3	3.9	4.6	1.6	1.0	-4.4	-7.3	-15.3	-24.4	-43.0	-67.8
HVAC 1	Leq	6.9	-41.2	-35.2	-31.3	-18.3	-13.3	-19.4	-12.2	-55.3	-11.3	-9.4	-9.5	-7.6	-6.7	-5.8	-2.0	0.0	-4.3	-2.7	-2.0	-5.0	-5.6	-11.1	-14.0	-21.9	-31.0	-49.7	-74.5
HVAC 1	CNEL	13.5	-34.6	-28.6	-24.7	-11.7	-6.7	-12.8	-5.6	-48.7	-4.7	-2.8	-2.9	-1.0	-0.1	0.8	4.6	6.6	2.3	3.9	4.6	1.6	1.0	-4.5	-7.4	-15.4	-24.6	-43.3	-68.2
HVAC 1	Leq	6.9	-41.2	-35.3	-31.3	-18.4	-13.4	-19.4	-12.3	-55.3	-11.4	-9.5	-9.6	-7.7	-6.8	-5.9	-2.0	-0.1	-4.4	-2.8	-2.1	-5.1	-5.7	-11.2	-14.1	-22.1	-31.2	-50.0	-74.9

Duke Patterson Warehouse

Contribution spectra - 001 - Duke Patterson Warehouse: Outdoor SP

23

Source	Time slice	Sum	25Hz	31.5Hz	40Hz	50Hz	63Hz	80Hz	100Hz	125Hz	160Hz	200Hz	250Hz	315Hz	400Hz	500Hz	630Hz	800Hz	1kHz	1.25kHz	1.6kHz	2kHz	2.5kHz	3.15kHz	4kHz	5kHz	6.3kHz	8kHz	10kHz
		dB(A)	dB(A)	dB(A)	dB(A)	dB(A)	dB(A)	dB(A)	dB(A)	dB(A)	dB(A)	dB(A)	dB(A)	dB(A)	dB(A)	dB(A)	dB(A)	dB(A)	dB(A)	dB(A)	dB(A)	dB(A)	dB(A)	dB(A)	dB(A)	dB(A)	dB(A)	dB(A)	dB(A)
HVAC 1	CNEL	12.9	-34.9	-28.9	-25.0	-12.1	-7.1	-13.2	-6.2	-49.2	-5.3	-3.4	-3.5	-1.6	-0.7	0.2	4.0	6.0	1.7	3.3	3.9	0.9	0.2	-5.5	-8.6	-17.0	-26.8	-45.7	-72.3
HVAC 1	Leq	6.3	-41.6	-35.6	-31.7	-18.7	-13.8	-19.8	-12.8	-55.9	-12.0	-10.1	-10.2	-8.3	-7.4	-6.5	-2.6	-0.7	-5.0	-3.4	-2.7	-5.8	-6.5	-12.2	-15.3	-23.7	-33.4	-52.4	-79.0
HVAC 1	CNEL	14.3	-34.2	-28.2	-24.2	-11.3	-6.3	-12.3	-4.9	-48.0	-4.0	-2.1	-2.2	-0.3	0.6	1.5	5.4	7.3	3.0	4.6	5.4	2.4	1.9	-3.4	-6.0	-13.5	-22.0	-39.6	-63.0
HVAC 1	Leq	7.6	-40.9	-34.9	-30.9	-17.9	-12.9	-19.0	-11.6	-54.6	-10.7	-8.8	-8.8	-6.9	-6.0	-5.1	-1.3	0.6	-3.7	-2.1	-1.3	-4.2	-4.7	-10.0	-12.6	-20.2	-28.6	-46.3	-69.7
HVAC 1	CNEL	15.1	-33.7	-27.7	-23.7	-10.7	-5.7	-11.8	-4.2	-47.2	-3.3	-1.3	-1.4	0.5	1.4	2.3	6.2	8.0	3.7	5.4	6.2	3.3	2.9	-2.2	-4.6	-11.7	-19.5	-36.1	-58.1
HVAC 1	Leq	8.4	-40.4	-34.4	-30.4	-17.4	-12.4	-18.4	-10.8	-53.9	-9.9	-8.0	-8.1	-6.2	-5.2	-4.4	-0.5	1.3	-2.9	-1.3	-0.5	-3.4	-3.8	-8.9	-11.2	-18.4	-26.2	-42.8	-64.7
HVAC 1	CNEL	15.2	-33.2	-27.3	-23.4	-10.4	-5.5	-11.6	-4.0	-47.1	-3.1	-1.2	-1.3	0.6	1.5	2.4	6.3	8.1	3.8	5.4	6.2	3.3	3.0	-2.2	-4.5	-11.6	-19.3	-35.9	-57.7
HVAC 1	Leq	8.5	-39.9	-34.0	-30.1	-17.1	-12.2	-18.2	-10.7	-53.7	-9.8	-7.9	-8.0	-6.1	-5.2	-4.3	-0.4	1.4	-2.9	-1.2	-0.4	-3.3	-3.7	-8.8	-11.1	-18.2	-26.0	-42.5	-64.3
HVAC 1	CNEL	14.4	-33.7	-27.8	-23.9	-11.0	-6.0	-12.1	-4.8	-47.8	-3.9	-2.0	-2.1	-0.2	0.7	1.6	5.5	7.3	3.1	4.7	5.4	2.5	2.0	-3.3	-5.9	-13.4	-21.8	-39.4	-62.7
HVAC 1	Leq	7.7	-40.4	-34.5	-30.6	-17.6	-12.7	-18.8	-11.4	-54.5	-10.6	-8.7	-8.8	-6.9	-6.0	-5.1	-1.2	0.7	-3.6	-2.0	-1.2	-4.2	-4.7	-10.0	-12.5	-20.1	-28.5	-46.0	-69.3
HVAC 1	CNEL	12.9	-34.5	-28.7	-24.8	-11.9	-7.0	-13.0	-6.1	-49.2	-5.3	-3.4	-3.5	-1.6	-0.7	0.1	4.0	6.0	1.7	3.2	3.9	0.8	0.1	-5.6	-8.7	-17.2	-27.0	-46.7	-73.0
HVAC 1	Leq	6.2	-41.2	-35.3	-31.4	-18.5	-13.6	-19.7	-12.8	-55.9	-11.9	-10.1	-10.2	-8.3	-7.4	-6.5	-2.7	-0.7	-5.0	-3.5	-2.8	-5.9	-6.6	-12.2	-15.4	-23.8	-33.6	-53.3	-79.7
HVAC 1	CNEL	13.6	-34.0	-28.2	-24.3	-11.4	-6.5	-12.6	-5.4	-48.5	-4.6	-2.7	-2.8	-1.0	-0.1	0.8	4.7	6.6	2.3	3.9	4.6	1.6	1.0	-4.5	-7.4	-15.3	-24.5	-43.1	-68.0
HVAC 1	Leq	6.9	-40.7	-34.8	-31.0	-18.1	-13.1	-19.2	-12.1	-55.2	-11.3	-9.4	-9.5	-7.6	-6.7	-5.8	-2.0	-0.1	-4.3	-2.8	-2.0	-5.1	-5.7	-11.2	-14.0	-22.0	-31.1	-49.8	-74.7
HVAC 1	CNEL	13.6	-34.2	-28.3	-24.4	-11.5	-6.5	-12.6	-5.5	-48.5	-4.6	-2.7	-2.8	-0.9	0.0	0.9	4.7	6.7	2.4	3.9	4.7	1.7	1.1	-4.4	-7.3	-15.2	-24.3	-42.9	-67.7
HVAC 1	Leq	7.0	-40.9	-35.0	-31.1	-18.1	-13.2	-19.3	-12.1	-55.2	-11.3	-9.4	-9.5	-7.6	-6.7	-5.8	-2.0	0.0	-4.3	-2.7	-2.0	-5.0	-5.6	-11.1	-13.9	-21.9	-31.0	-49.6	-74.3
HVAC 1	CNEL	12.9	-34.7	-28.8	-24.9	-12.0	-7.0	-13.1	-6.1	-49.2	-5.3	-3.4	-3.5	-1.6	-0.7	0.2	4.0	6.0	1.7	3.3	3.9	0.8	0.1	-5.5	-8.6	-17.0	-26.8	-46.4	-72.7
HVAC 1	Leq	6.3	-41.4	-35.5	-31.5	-18.6	-13.7	-19.8	-12.8	-55.9	-11.9	-10.1	-10.2	-8.3	-7.4	-6.5	-2.7	-0.7	-5.0	-3.4	-2.7	-5.8	-6.5	-12.2	-15.3	-23.7	-33.5	-53.1	-79.4
HVAC 1	CNEL	15.9	-33.1	-27.1	-23.2	-10.2	-5.2	-11.2	-3.3	-46.4	-2.4	-0.5	-0.6	1.4	2.3	3.2	7.0	8.7	4.5	6.1	7.0	4.2	3.9	-1.1	-3.2	-9.9	-17.0	-32.7	-53.2
HVAC 1	Leq	9.3	-39.8	-33.8	-29.8	-16.8	-11.9	-17.9	-10.0	-53.0	-9.1	-7.2	-7.2	-5.3	-4.4	-3.5	0.4	2.1	-2.2	-0.5	0.3	-2.5	-2.8	-7.8	-9.8	-16.6	-23.7	-39.4	-59.8
HVAC 1	CNEL	17.9	-30.9	-25.0	-21.0	-8.1	-3.1	-9.2	-1.2	-44.3	-0.4	1.6	1.5	3.4	4.3	5.2	9.0	10.7	6.4	8.1	8.9	6.1	6.0	1.2	-0.4	-6.3	-12.2	-25.9	-43.5
HVAC 1	Leq	11.3	-37.6	-31.7	-27.7	-14.8	-9.8	-15.9	-7.9	-51.0	-7.0	-5.1	-5.2	-3.3	-2.4	-1.5	2.4	4.0	-0.3	1.4	2.2	-0.6	-0.7	-5.4	-7.1	-13.0	-18.9	-32.6	-50.1
HVAC 1	CNEL	12.9	-34.8	-28.9	-24.9	-12.0	-7.1	-13.1	-6.1	-49.2	-5.3	-3.4	-3.5	-1.6	-0.7	0.2	4.0	6.0	1.7	3.3	3.9	0.9	0.2	-5.5	-8.6	-17.0	-26.7	-45.7	-72.2
HVAC 1	Leq	6.3	-41.5	-35.5	-31.6	-18.7	-13.7	-19.8	-12.8	-55.9	-11.9	-10.1	-10.1	-8.3	-7.4	-6.5	-2.6	-0.7	-5.0	-3.4	-2.7	-5.8	-6.5	-12.2	-15.3	-23.7	-33.4	-52.4	-78.9
HVAC 1	CNEL	13.7	-34.3	-28.4	-24.5	-11.5	-6.6	-12.6	-5.5	-48.5	-4.6	-2.7	-2.8	-0.9	0.0	0.9	4.7	6.7	2.4	4.0	4.7	1.7	1.1	-4.4	-7.2	-15.2	-24.2	-42.8	-67.5
HVAC 1	Leq	7.0	-41.0	-35.1	-31.1	-18.2	-13.3	-19.3	-12.1	-55.2	-11.3	-9.4	-9.5	-7.6	-6.7	-5.8	-1.9	0.0	-4.3	-2.7	-2.0	-5.0	-5.6	-11.0	-13.9	-21.8	-30.9	-49.5	-74.2
HVAC 1	CNEL	13.6	-34.4	-28.5	-24.5	-11.6	-6.6	-12.7	-5.5	-48.6	-4.6	-2.7	-2.8	-0.9	0.0	0.9	4.7	6.7	2.4	4.0	4.7	1.7	1.1	-4.4	-7.2	-15.2	-24.2	-42.8	-67.6
HVAC 1	Leq	7.0	-41.1	-35.1	-31.2	-18.3	-13.3	-19.3	-12.2	-55.2	-11.3	-9.4	-9.5	-7.6	-6.7	-5.8	-1.9	0.0	-4.3	-2.7	-2.0	-5.0	-5.6	-11.1	-13.9	-21.9	-30.9	-49.5	-74.2
HVAC 1	CNEL	16.9	-32.3	-26.3	-22.3	-9.4	-4.4	-10.4	-2.4	-45.5	-1.5	0.4	0.4	2.3	3.2	4.1	8.0	9.6	5.4	7.0	7.9	5.1	4.9	0.1	-1.7	-8.1	-14.6	-29.3	-48.3
HVAC 1	Leq	10.2	-39.0	-33.0	-29.0	-16.0	-11.0	-17.1	-9.1	-52.1	-8.2	-6.2	-6.3	-4.4	-3.5	-2.6	1.3	3.0	-1.3	0.4	1.2	-1.6	-1.8	-6.6	-8.4	-14.7	-21.2	-35.9	-55.0
HVAC 1	CNEL	17.0	-31.9	-26.0	-22.0	-9.1	-4.1	-10.2	-2.2	-45.3	-1.4	0.5	0.5	2.4	3.3	4.2	8.1	9.7	5.5	7.1	8.0	5.2	5.0	0.2	-1.6	-7.9	-14.4	-29.0	-47.9
HVAC 1	Leq	10.3	-38.6	-32.6	-28.7	-15.7	-10.8	-16.9	-8.9	-52.0	-8.0	-6.1	-6.2	-4.3	-3.4	-2.5	1.4	3.1	-1.2	0.5	1.3	-1.5	-1.6	-6.5	-8.3	-14.6	-21.0	-35.6	-54.5
HVAC 1	CNEL	16.0	-32.7	-26.8	-22.8	-9.9	-5.0	-11.0	-3.2	-46.2	-2.3	-0.4	-0.5	1.5	2.4	3.3	7.1	8.8	4.6	6.2	7.1	4.2	4.0	-1.0	-3.1	-9.7	-16.8	-32.4	-52.8
HVAC 1	Leq	9.4	-39.4	-33.4	-29.5	-16.6	-11.6	-17.7	-9.8	-52.9	-9.0	-7.1	-7.1	-5.2	-4.3	-3.4	0.5	2.2	-2.1	-0.4	0.4	-2.4	-2.7	-7.7	-9.7	-16.4	-23.5	-39.1	-59.4
HVAC 1	CNEL	17.8	-31.3	-25.3	-21.3	-8.4	-3.4	-9.4	-1.4	-44.5	-0.5	1.4	1.3	3.3	4.2	5.0	8.9	10.5	6.3	7.9	8.8	6.0	5.9	1.1	-0.5	-6.5	-12.5	-26.3	-44.0
HVAC 1	Leq	11.1	-38.0	-32.0	-28.0	-15.0	-10.0	-16.1	-8.1	-51.1	-7.2	-5.3	-5.3	-3.4	-2.5	-1.6	2.2	3.9	-0.4	1.3	2.1	-0.7	-0.8	-5.6	-7.2	-13.2	-19.1	-32.9	-50.6

Duke Patterson Warehouse Contribution spectra - 001 - Duke Patterson Warehouse: Outdoor SP

23

Source	Time slice	Sum	25Hz	31.5Hz	40Hz	50Hz	63Hz	80Hz	100Hz	125Hz	160Hz	200Hz	250Hz	315Hz	400Hz	500Hz	630Hz	800Hz	1kHz	1.25kHz	1.6kHz	2kHz	2.5kHz	3.15kHz	4kHz	5kHz	6.3kHz	8kHz	10kHz
		dB(A)	dB(A)	dB(A)	dB(A)	dB(A)	dB(A)	dB(A)	dB(A)	dB(A)	dB(A)	dB(A)	dB(A)	dB(A)	dB(A)	dB(A)	dB(A)	dB(A)	dB(A)	dB(A)	dB(A)	dB(A)	dB(A)	dB(A)	dB(A)	dB(A)	dB(A)	dB(A)	dB(A)
HVAC 1	CNEL	13.2	-34.9	-28.9	-24.9	-12.0	-7.0	-13.0	-5.9	-49.0	-5.1	-3.2	-3.2	-1.3	-0.5	0.4	4.3	6.3	2.0	3.5	4.2	1.2	0.5	-5.0	-8.1	-16.3	-25.8	-45.0	-70.6
HVAC 1	Leq	6.5	-41.5	-35.6	-31.6	-18.6	-13.7	-19.7	-12.6	-55.7	-11.7	-9.8	-9.9	-8.0	-7.1	-6.2	-2.4	-0.4	-4.7	-3.1	-2.4	-5.5	-6.1	-11.7	-14.7	-22.9	-32.4	-51.6	-77.3
HVAC 1	CNEL	13.0	-35.0	-29.0	-25.1	-12.1	-7.1	-13.2	-6.1	-49.2	-5.2	-3.3	-3.4	-1.5	-0.6	0.3	4.1	6.1	1.8	3.4	4.1	1.0	0.3	-5.3	-8.4	-16.7	-26.3	-45.8	-71.8
HVAC 1	Leq	6.4	-41.7	-35.7	-31.7	-18.8	-13.8	-19.8	-12.8	-55.8	-11.9	-10.0	-10.1	-8.2	-7.3	-6.4	-2.6	-0.6	-4.9	-3.3	-2.6	-5.7	-6.4	-12.0	-15.1	-23.4	-33.0	-52.4	-78.5
HVAC 1	CNEL	12.4	-35.4	-29.5	-25.5	-12.5	-7.6	-13.6	-6.7	-49.7	-5.8	-3.9	-4.0	-2.1	-1.2	-0.4	3.5	5.5	1.2	2.7	3.4	0.2	-0.5	-6.3	-9.7	-18.4	-28.7	-48.4	-76.2
HVAC 1	Leq	5.7	-42.1	-36.1	-32.2	-19.2	-14.2	-20.3	-13.4	-56.4	-12.5	-10.6	-10.7	-8.8	-7.9	-7.0	-3.2	-1.2	-5.5	-3.9	-3.3	-6.4	-7.2	-13.0	-16.4	-25.1	-35.4	-55.1	-82.9
HVAC 1	CNEL	13.9	-34.4	-28.4	-24.5	-11.5	-6.5	-12.6	-5.3	-48.4	-4.4	-2.5	-2.6	-0.7	0.2	1.1	5.0	6.9	2.6	4.2	4.9	2.0	1.4	-4.0	-6.7	-14.5	-23.3	-41.6	-65.8
HVAC 1	Leq	7.2	-41.1	-35.1	-31.1	-18.2	-13.2	-19.2	-12.0	-55.0	-11.1	-9.2	-9.3	-7.4	-6.5	-5.6	-1.7	0.2	-4.1	-2.5	-1.7	-4.7	-5.2	-10.7	-13.4	-21.2	-30.0	-48.2	-72.5
HVAC 1	CNEL	15.6	-33.3	-27.3	-23.3	-10.4	-5.4	-11.4	-3.7	-46.7	-2.8	-0.9	-0.9	1.0	1.9	2.8	6.7	8.4	4.2	5.8	6.7	3.8	3.5	-1.5	-3.7	-10.6	-18.0	-34.1	-55.1
HVAC 1	Leq	8.9	-39.9	-34.0	-30.0	-17.0	-12.1	-18.1	-10.4	-53.4	-9.5	-7.5	-7.6	-5.7	-4.8	-3.9	0.0	1.8	-2.5	-0.8	0.0	-2.9	-3.2	-8.2	-10.4	-17.2	-24.7	-40.7	-61.8
HVAC 1	CNEL	17.6	-31.5	-25.6	-21.6	-8.6	-3.6	-9.7	-1.7	-44.7	-0.8	1.1	1.1	3.0	3.9	4.8	8.6	10.3	6.0	7.7	8.5	5.8	5.6	0.8	-0.8	-6.9	-13.0	-27.1	-45.2
HVAC 1	Leq	10.9	-38.2	-32.2	-28.3	-15.3	-10.3	-16.3	-8.4	-51.4	-7.5	-5.5	-5.6	-3.7	-2.8	-1.9	2.0	3.6	-0.6	1.0	1.9	-0.9	-1.1	-5.8	-7.5	-13.6	-19.7	-33.8	-51.8
HVAC 1	CNEL	17.3	-31.8	-25.8	-21.8	-8.9	-3.9	-9.9	-2.0	-45.0	-1.1	0.9	0.8	2.7	3.6	4.5	8.4	10.0	5.8	7.5	8.3	5.5	5.4	0.6	-1.2	-7.3	-13.6	-27.9	-46.3
HVAC 1	Leq	10.6	-38.5	-32.5	-28.5	-15.5	-10.6	-16.6	-8.6	-51.7	-7.7	-5.8	-5.9	-4.0	-3.0	-2.2	1.7	3.4	-0.9	0.8	1.6	-1.1	-1.3	-6.1	-7.8	-14.0	-20.3	-34.5	-53.0
HVAC 1	CNEL	12.5	-35.3	-29.3	-25.4	-12.4	-7.5	-13.5	-6.5	-49.6	-5.7	-3.8	-3.9	-2.0	-1.1	-0.2	3.6	5.6	1.3	2.9	3.5	0.4	-0.3	-6.1	-9.4	-18.0	-28.2	-47.7	-75.1
HVAC 1	Leq	5.9	-42.0	-36.0	-32.1	-19.1	-14.1	-20.2	-13.2	-56.3	-12.3	-10.4	-10.5	-8.6	-7.8	-6.9	-3.0	-1.0	-5.3	-3.8	-3.1	-6.3	-7.0	-12.8	-16.1	-24.7	-34.8	-54.4	-81.8
HVAC 1	CNEL	14.6	-33.9	-28.0	-24.0	-11.0	-6.0	-12.1	-4.6	-47.7	-3.7	-1.8	-1.9	0.0	0.9	1.8	5.7	7.5	3.3	4.9	5.7	2.8	2.3	-2.9	-5.4	-12.8	-20.9	-38.2	-61.0
HVAC 1	Leq	8.0	-40.6	-34.6	-30.7	-17.7	-12.7	-18.7	-11.3	-54.3	-10.4	-8.5	-8.6	-6.6	-5.7	-4.8	-1.0	0.9	-3.4	-1.8	-1.0	-3.9	-4.3	-9.6	-12.1	-19.4	-27.6	-44.9	-67.7
HVAC 1	CNEL	15.9	-33.1	-27.1	-23.2	-10.2	-5.2	-11.2	-3.4	-46.4	-2.5	-0.6	-0.6	1.3	2.2	3.1	7.0	8.7	4.5	6.1	7.0	4.2	3.9	-1.1	-3.1	-9.9	-17.0	-32.7	-53.3
HVAC 1	Leq	9.2	-39.8	-33.8	-29.8	-16.8	-11.9	-17.9	-10.1	-53.1	-9.2	-7.2	-7.3	-5.4	-4.5	-3.6	0.3	2.0	-2.2	-0.5	0.3	-2.5	-2.8	-7.8	-9.8	-16.5	-23.7	-39.4	-59.9
HVAC 1	CNEL	15.2	-33.6	-27.6	-23.6	-10.7	-5.7	-11.7	-4.1	-47.2	-3.2	-1.3	-1.4	0.5	1.4	2.3	6.2	8.0	3.8	5.4	6.2	3.4	3.0	-2.1	-4.4	-11.5	-19.3	-35.9	-57.7
HVAC 1	Leq	8.5	-40.3	-34.3	-30.3	-17.3	-12.4	-18.4	-10.8	-53.8	-9.9	-8.0	-8.1	-6.1	-5.2	-4.3	-0.5	1.4	-2.9	-1.3	-0.4	-3.3	-3.7	-8.8	-11.1	-18.2	-25.9	-42.5	-64.4
HVAC 1	CNEL	17.0	-32.1	-26.1	-22.2	-9.2	-4.2	-10.2	-2.3	-45.3	-1.4	0.6	0.5	2.4	3.3	4.2	8.1	9.8	5.5	7.2	8.0	5.3	5.1	0.2	-1.6	-7.8	-14.3	-28.8	-47.7
HVAC 1	Leq	10.3	-38.8	-32.8	-28.8	-15.9	-10.9	-16.9	-8.9	-52.0	-8.0	-6.1	-6.2	-4.3	-3.3	-2.4	1.4	3.1	-1.1	0.5	1.4	-1.4	-1.6	-6.4	-8.2	-14.5	-20.9	-35.5	-54.3
HVAC 1	CNEL	16.7	-32.5	-26.5	-22.5	-9.5	-4.5	-10.6	-2.6	-45.7	-1.7	0.2	0.2	2.1	3.0	3.9	7.8	9.4	5.2	6.9	7.7	4.9	4.7	-0.2	-2.0	-8.4	-15.1	-29.9	-49.3
HVAC 1	Leq	10.0	-39.1	-33.1	-29.2	-16.2	-11.2	-17.2	-9.3	-52.3	-8.4	-6.4	-6.5	-4.6	-3.7	-2.8	1.1	2.8	-1.5	0.2	1.0	-1.7	-2.0	-6.8	-8.7	-15.1	-21.7	-36.6	-56.0
HVAC 1	CNEL	14.4	-34.1	-28.1	-24.1	-11.2	-6.2	-12.2	-4.8	-47.9	-3.9	-2.0	-2.1	-0.2	0.7	1.6	5.5	7.4	3.1	4.7	5.5	2.5	2.1	-3.2	-5.7	-13.2	-21.6	-39.1	-62.3
HVAC 1	Leq	7.8	-40.7	-34.8	-30.8	-17.8	-12.9	-18.9	-11.5	-54.5	-10.6	-8.7	-8.8	-6.9	-5.9	-5.1	-1.2	0.7	-3.6	-2.0	-1.2	-4.1	-4.6	-9.9	-12.4	-19.9	-28.3	-45.8	-69.0
HVAC 1	CNEL	13.7	-34.5	-28.6	-24.6	-11.6	-6.7	-12.7	-5.5	-48.5	-4.6	-2.7	-2.8	-0.9	0.0	0.9	4.8	6.7	2.4	4.0	4.8	1.8	1.2	-4.3	-7.1	-15.0	-24.0	-42.4	-67.0
HVAC 1	Leq	7.0	-41.2	-35.2	-31.3	-18.3	-13.3	-19.4	-12.2	-55.2	-11.3	-9.4	-9.4	-7.5	-6.6	-5.7	-1.9	0.0	-4.2	-2.6	-1.9	-4.9	-5.5	-10.9	-13.7	-21.6	-30.6	-49.1	-73.7
HVAC 1	CNEL	15.4	-33.4	-27.5	-23.5	-10.5	-5.5	-11.6	-3.9	-46.9	-3.0	-1.1	-1.1	0.8	1.7	2.6	6.5	8.2	4.0	5.6	6.5	3.6	3.3	-1.8	-4.0	-11.0	-18.6	-34.9	-56.3
HVAC 1	Leq	8.7	-40.1	-34.1	-30.2	-17.2	-12.2	-18.2	-10.6	-53.6	-9.7	-7.7	-7.8	-5.9	-5.0	-4.1	-0.2	1.6	-2.7	-1.0	-0.2	-3.1	-3.4	-8.5	-10.7	-17.7	-25.2	-41.5	-63.0
HVAC 1	CNEL	16.2	-32.9	-26.9	-23.0	-10.0	-5.0	-11.0	-3.1	-46.1	-2.2	-0.3	-0.3	1.6	2.5	3.4	7.3	9.0	4.7	6.4	7.2	4.4	4.2	-0.8	-2.7	-9.3	-16.3	-31.7	-51.8
HVAC 1	Leq	9.5	-39.6	-33.6	-29.6	-16.7	-11.7	-17.7	-9.8	-52.8	-8.9	-6.9	-7.0	-5.1	-4.2	-3.3	0.6	2.3	-1.9	-0.3	0.6	-2.2	-2.5	-7.4	-9.4	-16.0	-23.0	-38.4	-58.4
HVAC 1	CNEL	16.4	-32.7	-26.7	-22.7	-9.8	-4.8	-10.8	-2.9	-45.9	-1.9	0.0	-0.1	1.8	2.7	3.6	7.5	9.2	5.0	6.6	7.5	4.7	4.5	-0.4	-2.4	-8.8	-15.6	-30.8	-50.5
HVAC 1	Leq	9.8	-39.4	-33.4	-29.4	-16.4	-11.5	-17.5	-9.5	-52.6	-8.6	-6.7	-6.8	-4.8	-3.9	-3.0	0.9	2.5	-1.7	-0.1	0.8	-2.0	-2.2	-7.1	-9.0	-15.5	-22.3	-37.5	-57.2

Duke Patterson Warehouse

Contribution spectra - 001 - Duke Patterson Warehouse: Outdoor SP

23

Source	Time slice	Sum	25Hz	31.5Hz	40Hz	50Hz	63Hz	80Hz	100Hz	125Hz	160Hz	200Hz	250Hz	315Hz	400Hz	500Hz	630Hz	800Hz	1kHz	1.25kHz	1.6kHz	2kHz	2.5kHz	3.15kHz	4kHz	5kHz	6.3kHz	8kHz	10kHz
		dB(A)	dB(A)	dB(A)	dB(A)	dB(A)	dB(A)	dB(A)	dB(A)	dB(A)	dB(A)	dB(A)	dB(A)	dB(A)	dB(A)	dB(A)	dB(A)	dB(A)	dB(A)	dB(A)	dB(A)	dB(A)	dB(A)	dB(A)	dB(A)	dB(A)	dB(A)	dB(A)	dB(A)
HVAC 1	CNEL	15.9	-33.0	-27.1	-23.1	-10.1	-5.2	-11.2	-3.4	-46.4	-2.5	-0.5	-0.6	1.3	2.2	3.1	7.0	8.7	4.5	6.1	6.9	4.1	3.8	-1.2	-3.2	-10.0	-17.2	-32.9	-53.4
HVAC 1	Leq	9.2	-39.7	-33.7	-29.8	-16.8	-11.8	-17.9	-10.0	-53.1	-9.1	-7.2	-7.3	-5.4	-4.4	-3.5	0.3	2.0	-2.2	-0.6	0.3	-2.6	-2.8	-7.8	-9.9	-16.6	-23.8	-39.5	-60.1
HVAC 1	CNEL	17.9	-31.1	-25.2	-21.2	-8.2	-3.3	-9.3	-1.3	-44.4	-0.4	1.5	1.4	3.3	4.2	5.1	9.0	10.6	6.4	8.0	8.9	6.1	5.9	1.2	-0.4	-6.4	-12.3	-26.1	-43.7
HVAC 1	Leq	11.2	-37.8	-31.8	-27.9	-14.9	-9.9	-16.0	-8.0	-51.0	-7.1	-5.2	-5.3	-3.3	-2.4	-1.6	2.3	4.0	-0.3	1.3	2.2	-0.6	-0.7	-5.5	-7.1	-13.1	-19.0	-32.7	-50.3
HVAC 1	CNEL	17.7	-31.3	-25.3	-21.4	-8.4	-3.4	-9.4	-1.5	-44.5	-0.6	1.3	1.3	3.2	4.1	5.0	8.8	10.5	6.2	7.9	8.7	6.0	5.8	1.0	-0.6	-6.6	-12.6	-26.5	-44.3
HVAC 1	Leq	11.1	-38.0	-32.0	-28.0	-15.1	-10.1	-16.1	-8.2	-51.2	-7.3	-5.3	-5.4	-3.5	-2.6	-1.7	2.2	3.8	-0.4	1.2	2.1	-0.7	-0.9	-5.6	-7.3	-13.3	-19.3	-33.2	-50.9
HVAC 1	CNEL	12.8	-35.1	-29.2	-25.2	-12.2	-7.3	-13.3	-6.3	-49.4	-5.5	-3.6	-3.7	-1.8	-0.9	0.0	3.9	5.9	1.6	3.1	3.8	0.7	-0.1	-5.7	-7.4	-17.4	-27.4	-46.5	-73.5
HVAC 1	Leq	6.1	-41.8	-35.8	-31.9	-18.9	-14.0	-20.0	-13.0	-56.1	-12.1	-10.2	-10.3	-8.4	-7.5	-6.7	-2.8	-0.8	-5.1	-3.6	-2.9	-6.0	-6.7	-12.4	-15.9	-24.1	-34.0	-53.2	-80.1
HVAC 1	CNEL	14.3	-34.1	-28.1	-24.2	-11.2	-6.2	-12.3	-4.9	-48.0	-4.0	-2.1	-2.2	-0.3	0.6	1.5	5.4	7.2	3.0	4.6	5.3	2.4	1.9	-3.4	-6.0	-13.6	-22.1	-39.8	-63.3
HVAC 1	Leq	7.6	-40.8	-34.8	-30.8	-17.9	-12.9	-18.9	-11.6	-54.6	-10.7	-8.8	-8.9	-7.0	-6.1	-5.2	-1.3	0.6	-3.7	-2.1	-1.3	-4.3	-4.8	-10.1	-12.7	-20.3	-28.8	-46.4	-69.9
HVAC 1	CNEL	16.0	-32.9	-27.0	-23.0	-10.1	-5.1	-11.1	-3.3	-46.3	-2.4	-0.4	-0.5	1.4	2.3	3.2	7.1	8.8	4.5	6.2	7.0	4.2	3.9	-1.1	-3.1	-9.8	-16.9	-32.5	-52.9
HVAC 1	Leq	9.3	-39.6	-33.7	-29.7	-16.7	-11.8	-17.8	-9.9	-53.0	-9.0	-7.1	-7.2	-5.3	-4.3	-3.4	0.4	2.1	-2.1	-0.5	0.4	-2.5	-2.8	-7.7	-9.8	-16.5	-23.6	-39.2	-59.6
HVAC 1	CNEL	16.9	-32.1	-26.2	-22.2	-9.2	-4.3	-10.3	-2.3	-45.4	-1.4	0.5	0.4	2.3	3.3	4.1	8.0	9.7	5.4	7.1	8.0	5.2	5.0	0.1	-1.7	-8.0	-14.4	-29.1	-48.0
HVAC 1	Leq	10.3	-38.8	-32.8	-28.9	-15.9	-10.9	-17.0	-9.0	-52.1	-8.1	-6.2	-6.3	-4.3	-3.4	-2.5	1.3	3.0	-1.2	0.4	1.3	-1.5	-1.7	-6.5	-8.3	-14.6	-21.1	-35.8	-54.7
HVAC 1	CNEL	16.8	-32.3	-26.3	-22.3	-9.4	-4.4	-10.4	-2.5	-45.5	-1.6	0.4	0.3	2.2	3.1	4.0	7.9	9.6	5.3	7.0	7.8	5.1	4.9	0.0	-1.8	-8.2	-14.7	-29.5	-48.6
HVAC 1	Leq	10.1	-38.9	-33.0	-29.0	-11.1	-17.1	-9.1	-52.2	-8.2	-6.3	-6.4	-4.5	-3.5	-2.6	1.2	2.9	2.9	-1.3	0.3	1.2	-1.6	-1.8	-6.7	-8.5	-14.8	-21.4	-36.1	-55.3
HVAC 1	CNEL	13.5	-34.7	-28.7	-24.7	-11.8	-6.8	-12.9	-5.7	-48.8	-4.8	-2.9	-3.0	-1.1	-0.2	0.7	4.5	6.5	2.2	3.8	4.5	1.5	0.9	-4.7	-7.6	-15.6	-24.9	-43.7	-68.9
HVAC 1	Leq	6.8	-41.3	-35.4	-31.4	-18.4	-13.5	-19.5	-12.4	-55.4	-11.5	-9.6	-9.7	-7.8	-6.9	-6.0	-2.1	-0.2	-4.5	-2.9	-2.2	-5.2	-5.8	-11.3	-14.3	-22.3	-31.5	-50.4	-75.5
HVAC 1	CNEL	14.8	-33.8	-27.8	-23.9	-10.9	-5.9	-11.9	-4.4	-47.5	-3.6	-1.6	-1.7	0.2	1.1	2.0	5.9	7.7	3.5	5.1	5.9	3.0	2.5	-2.7	-5.1	-12.3	-20.4	-37.4	-59.9
HVAC 1	Leq	8.1	-40.5	-34.5	-30.5	-17.6	-12.6	-18.6	-11.1	-54.2	-10.2	-8.3	-8.4	-6.5	-5.6	-4.7	-0.8	1.0	-3.2	-1.6	-0.8	-3.7	-4.1	-9.3	-11.7	-19.0	-27.1	-44.1	-66.6
HVAC 1	CNEL	14.1	-34.3	-28.3	-24.4	-11.4	-6.4	-12.5	-5.2	-48.2	-4.3	-2.3	-2.4	-0.5	0.4	1.3	5.1	7.0	2.8	4.4	5.1	2.1	1.6	-3.8	-6.4	-14.1	-22.8	-40.8	-64.8
HVAC 1	Leq	7.4	-41.0	-35.0	-31.0	-18.1	-13.1	-19.1	-11.8	-54.9	-10.9	-9.0	-9.1	-7.2	-6.3	-5.4	-1.5	0.4	-3.9	-2.3	-1.6	-4.5	-5.1	-10.4	-13.1	-20.8	-29.5	-47.5	-71.4
HVAC 1	CNEL	15.8	-33.1	-27.2	-23.2	-10.2	-5.3	-11.3	-3.5	-46.5	-2.6	-0.7	-0.7	1.2	2.1	3.0	6.9	8.6	4.3	6.0	6.8	4.0	3.7	-1.3	-3.4	-10.2	-17.5	-33.4	-54.2
HVAC 1	Leq	9.1	-39.8	-33.9	-29.9	-16.9	-11.9	-18.0	-10.2	-53.2	-9.3	-7.3	-7.4	-5.5	-4.6	-3.7	0.2	1.9	-2.3	-0.7	0.1	-2.7	-3.0	-8.0	-10.1	-16.9	-24.2	-40.1	-60.8
HVAC 1	CNEL	16.7	-32.5	-26.5	-22.5	-9.5	-4.6	-10.6	-2.6	-45.7	-1.7	0.2	0.1	2.0	3.0	3.9	7.7	9.4	5.2	6.8	7.7	4.9	4.7	-0.2	-2.1	-8.5	-15.1	-30.0	-49.4
HVAC 1	Leq	10.0	-39.1	-33.2	-29.2	-16.2	-11.2	-17.3	-9.3	-52.4	-8.4	-6.5	-6.5	-4.6	-3.7	-2.8	1.1	2.7	-1.5	0.2	1.0	-1.8	-2.0	-6.9	-8.7	-15.1	-21.8	-36.7	-56.1
HVAC 1	CNEL	13.3	-34.8	-28.8	-24.8	-11.9	-6.9	-12.9	-5.8	-48.9	-4.9	-3.0	-3.1	-1.2	-0.3	0.6	4.4	6.4	2.1	3.7	4.4	1.3	0.7	-4.8	-7.8	-15.9	-25.3	-44.3	-69.7
HVAC 1	Leq	6.7	-41.4	-35.5	-31.5	-18.5	-13.6	-19.6	-12.5	-55.5	-11.6	-9.7	-9.8	-7.9	-7.0	-6.1	-2.3	-0.3	-4.6	-3.0	-2.3	-5.3	-6.0	-11.5	-14.5	-22.6	-31.9	-50.9	-76.3
HVAC 1	CNEL	12.7	-35.2	-29.3	-25.3	-12.3	-7.4	-13.4	-6.4	-49.5	-5.6	-3.7	-3.8	-1.9	-1.0	-0.1	3.8	5.8	1.5	3.0	3.7	0.6	-0.2	-5.9	-9.1	-17.7	-27.7	-47.1	-74.2
HVAC 1	Leq	6.0	-41.9	-35.9	-32.0	-19.0	-14.0	-20.1	-13.1	-56.2	-12.2	-10.3	-10.4	-8.5	-7.6	-6.8	-2.9	-0.9	-5.2	-3.7	-3.0	-6.1	-6.9	-12.6	-15.8	-24.4	-34.4	-53.7	-80.9
HVAC 1	CNEL	15.0	-33.7	-27.7	-23.7	-10.8	-5.8	-11.8	-4.3	-47.3	-3.4	-1.5	-1.6	0.4	1.3	2.2	6.0	7.8	3.6	5.2	6.0	3.1	2.7	-2.5	-4.8	-12.0	-19.9	-36.8	-59.0
HVAC 1	Leq	8.3	-40.3	-34.4	-30.4	-17.4	-12.5	-18.5	-11.0	-54.0	-10.1	-8.1	-8.2	-6.3	-5.4	-4.5	-0.6	1.2	-3.1	-1.5	-0.7	-3.6	-3.9	-9.1	-11.5	-18.7	-26.6	-43.5	-65.7
HVAC 1	CNEL	14.2	-34.2	-28.2	-24.3	-11.3	-6.3	-12.4	-5.0	-48.1	-4.1	-2.2	-2.3	-0.4	0.5	1.4	5.3	7.1	2.9	4.5	5.2	2.3	1.8	-3.6	-6.2	-13.8	-22.4	-40.2	-63.9
HVAC 1	Leq	7.5	-40.8	-34.9	-30.9	-18.0	-13.0	-19.0	-11.7	-54.7	-10.8	-8.9	-9.0	-7.1	-6.2	-5.3	-1.4	0.5	-3.8	-2.2	-1.4	-4.4	-4.9	-10.2	-12.9	-20.5	-29.1	-46.9	-70.6
Idling Trucks	CNEL	-18.3	-52.2	-48.5	-45.3	-44.7	-40.7	-36.4	-39.2	-25.3	-36.1	-34.7	-35.0	-33.1	-31.0	-30.7	-31.2	-29.1	-25.3	-30.4	-29.7	-31.1	-35.0	-39.8	-46.1	-54.6	-68.5	-88.4	
Idling Trucks	Leq	-17.9	-51.8	-48.0	-44.8	-44.2	-40.2	-35.9	-38.7	-24.8	-35.6	-34.2	-34.5	-32.6	-30.5	-30.2	-30.7	-28.6	-24.8	-29.9	-29.2	-30.6	-34.5	-39.4	-45.6	-54.1	-68.0	-87.9	

Duke Patterson Warehouse

Contribution spectra - 001 - Duke Patterson Warehouse: Outdoor SP

23

Source	Time slice	Sum	25Hz	31.5Hz	40Hz	50Hz	63Hz	80Hz	100Hz	125Hz	160Hz	200Hz	250Hz	315Hz	400Hz	500Hz	630Hz	800Hz	1kHz	1.25kHz	1.6kHz	2kHz	2.5kHz	3.15kHz	4kHz	5kHz	6.3kHz	8kHz	10kHz
		dB(A)	dB(A)	dB(A)	dB(A)	dB(A)	dB(A)	dB(A)	dB(A)	dB(A)	dB(A)	dB(A)	dB(A)	dB(A)	dB(A)	dB(A)	dB(A)	dB(A)	dB(A)	dB(A)	dB(A)	dB(A)	dB(A)	dB(A)	dB(A)	dB(A)	dB(A)	dB(A)	dB(A)
Idling Trucks	CNEL	-18.3	-52.2	-48.5	-45.3	-44.7	-40.7	-36.4	-39.2	-25.3	-36.1	-34.7	-35.0	-33.1	-31.0	-30.7	-31.2	-29.1	-25.3	-30.4	-29.7	-31.1	-35.0	-39.9	-46.1	-54.6	-68.6	-88.5	
Idling Trucks	Leq	-17.9	-51.8	-48.0	-44.8	-44.2	-40.2	-35.9	-38.7	-24.8	-35.6	-34.2	-34.5	-32.6	-30.5	-30.2	-30.7	-28.6	-24.8	-29.9	-29.2	-30.7	-34.5	-39.4	-45.6	-54.1	-68.1	-88.0	
Idling Trucks	CNEL	-18.3	-52.2	-48.5	-45.3	-44.7	-40.7	-36.4	-39.2	-25.3	-36.1	-34.7	-35.0	-33.1	-31.0	-30.7	-31.2	-29.1	-25.3	-30.4	-29.7	-31.2	-35.0	-39.9	-46.1	-54.6	-68.6	-88.5	
Idling Trucks	Leq	-17.9	-51.8	-48.0	-44.8	-44.2	-40.2	-35.9	-38.7	-24.8	-35.6	-34.2	-34.5	-32.6	-30.5	-30.2	-30.7	-28.7	-24.8	-29.9	-29.3	-30.7	-34.6	-39.4	-45.6	-54.1	-68.1	-88.1	
Idling Trucks	CNEL	-18.3	-52.2	-48.5	-45.3	-44.7	-40.7	-36.4	-39.2	-25.3	-36.1	-34.7	-35.0	-33.1	-31.0	-30.7	-31.2	-29.1	-25.3	-30.3	-29.7	-31.1	-35.0	-39.8	-46.0	-54.5	-68.4	-88.3	
Idling Trucks	Leq	-17.8	-51.8	-48.0	-44.8	-44.2	-40.2	-35.9	-38.7	-24.8	-35.6	-34.2	-34.5	-32.6	-30.5	-30.2	-30.7	-28.6	-24.8	-29.9	-29.2	-30.6	-34.5	-39.3	-45.5	-54.0	-67.9	-87.8	
Idling Trucks	CNEL	-18.3	-52.2	-48.5	-45.3	-44.7	-40.7	-36.4	-39.2	-25.3	-36.1	-34.7	-35.0	-33.1	-31.0	-30.7	-31.2	-29.1	-25.3	-30.4	-29.7	-31.1	-35.0	-39.8	-46.0	-54.5	-68.4	-88.3	
Idling Trucks	Leq	-17.8	-51.8	-48.0	-44.8	-44.2	-40.2	-35.9	-38.7	-24.8	-35.6	-34.2	-34.5	-32.6	-30.5	-30.2	-30.7	-28.6	-24.8	-29.9	-29.2	-30.6	-34.5	-39.3	-45.5	-54.0	-68.0	-87.8	
Idling Trucks	CNEL	-18.3	-52.2	-48.5	-45.3	-44.7	-40.7	-36.4	-39.2	-25.3	-36.1	-34.7	-35.0	-33.1	-31.0	-30.7	-31.2	-29.1	-25.3	-30.4	-29.7	-31.1	-35.0	-39.8	-46.0	-54.5	-68.5	-88.4	
Idling Trucks	Leq	-17.8	-51.8	-48.0	-44.8	-44.2	-40.2	-35.9	-38.7	-24.8	-35.6	-34.2	-34.5	-32.6	-30.5	-30.2	-30.7	-28.6	-24.8	-29.9	-29.2	-30.6	-34.5	-39.3	-45.6	-54.1	-68.0	-87.9	
Idling Trucks	CNEL	-18.4	-52.3	-48.5	-45.3	-44.7	-40.7	-36.4	-39.2	-25.3	-36.1	-34.7	-35.0	-33.1	-31.0	-30.7	-31.2	-29.2	-25.4	-30.5	-29.8	-31.3	-35.2	-40.0	-46.3	-54.9	-69.0	-89.0	
Idling Trucks	Leq	-17.9	-51.8	-48.0	-44.8	-44.2	-40.2	-35.9	-38.7	-24.8	-35.6	-34.3	-34.5	-32.6	-30.5	-30.2	-30.7	-28.7	-24.8	-29.9	-29.3	-30.7	-34.6	-39.4	-45.7	-54.2	-68.2	-88.1	
Idling Trucks	CNEL	-18.4	-52.3	-48.5	-45.3	-44.7	-40.7	-36.4	-39.2	-25.3	-36.1	-34.7	-35.0	-33.1	-31.0	-30.7	-31.2	-29.2	-25.4	-30.5	-29.8	-31.3	-35.2	-40.0	-46.3	-54.9	-69.0	-89.0	
Idling Trucks	Leq	-17.9	-51.8	-48.0	-44.8	-44.2	-40.2	-35.9	-38.7	-24.8	-35.6	-34.3	-34.5	-32.7	-30.6	-30.2	-30.7	-28.7	-24.9	-30.0	-29.4	-30.8	-34.7	-39.6	-45.8	-54.4	-68.5	-88.6	
Idling Trucks	CNEL	-18.4	-52.3	-48.5	-45.3	-44.7	-40.7	-36.4	-39.2	-25.3	-36.1	-34.8	-35.0	-33.1	-31.0	-30.7	-31.2	-29.2	-25.4	-30.5	-29.9	-31.3	-35.2	-40.1	-46.3	-54.9	-69.0	-89.1	
Idling Trucks	Leq	-17.9	-51.8	-48.0	-44.8	-44.2	-40.2	-35.9	-38.7	-24.8	-35.7	-34.3	-34.5	-32.6	-30.6	-30.2	-30.7	-28.7	-24.9	-30.0	-29.4	-30.8	-34.7	-39.6	-45.9	-54.5	-68.6	-88.7	
Idling Trucks	CNEL	-18.4	-52.3	-48.5	-45.3	-44.7	-40.7	-36.4	-39.2	-25.3	-36.1	-34.8	-35.0	-33.1	-31.1	-30.7	-31.2	-29.2	-25.4	-30.5	-29.9	-31.3	-35.2	-40.1	-46.4	-55.0	-69.1	-89.3	
Idling Trucks	Leq	-18.0	-51.8	-48.0	-44.8	-44.2	-40.3	-35.9	-38.7	-24.8	-35.7	-34.3	-34.5	-32.7	-30.6	-30.2	-30.8	-28.8	-25.0	-30.0	-29.4	-30.8	-34.7	-39.6	-45.9	-54.5	-68.6	-88.8	
Idling Trucks	CNEL	-18.4	-52.3	-48.5	-45.3	-44.7	-40.7	-36.4	-39.2	-25.3	-36.1	-34.7	-35.0	-33.1	-31.0	-30.7	-31.2	-29.2	-25.4	-30.4	-29.8	-31.2	-35.1	-40.0	-46.2	-54.7	-68.8	-88.8	
Idling Trucks	Leq	-17.9	-51.8	-48.0	-44.8	-44.2	-40.2	-35.9	-38.7	-24.8	-35.6	-34.3	-34.5	-32.6	-30.5	-30.2	-30.7	-28.7	-24.9	-30.0	-29.3	-30.7	-34.6	-39.5	-45.7	-54.3	-68.3	-88.3	
Idling Trucks	CNEL	-18.4	-52.2	-48.5	-45.3	-44.7	-40.7	-36.4	-39.2	-25.3	-36.1	-34.7	-35.0	-33.1	-31.0	-30.7	-31.2	-29.2	-25.4	-30.4	-29.8	-31.2	-35.1	-40.0	-46.2	-54.8	-68.8	-88.9	
Idling Trucks	Leq	-17.9	-51.8	-48.0	-44.8	-44.2	-40.2	-35.9	-38.7	-24.8	-35.6	-34.3	-34.5	-32.6	-30.5	-30.2	-30.7	-28.7	-24.9	-30.0	-29.3	-30.7	-34.6	-39.5	-45.8	-54.3	-68.3	-88.4	
Idling Trucks	CNEL	-18.4	-52.2	-48.5	-45.3	-44.7	-40.7	-36.4	-39.2	-25.3	-36.1	-34.7	-35.0	-33.1	-31.0	-30.7	-31.2	-29.2	-25.4	-30.4	-29.8	-31.2	-35.1	-40.0	-46.2	-54.8	-68.8	-88.9	
Idling Trucks	Leq	-17.9	-51.8	-48.0	-44.8	-44.2	-40.2	-35.9	-38.7	-24.8	-35.6	-34.3	-34.5	-32.6	-30.5	-30.2	-30.7	-28.7	-24.9	-30.0	-29.3	-30.7	-34.6	-39.5	-45.8	-54.3	-68.3	-88.5	
Idling Trucks	CNEL	-18.3	-52.2	-48.5	-45.3	-44.7	-40.7	-36.4	-39.2	-25.3	-36.1	-34.7	-35.0	-33.1	-31.0	-30.7	-31.2	-29.1	-25.3	-30.3	-29.7	-31.1	-35.0	-39.8	-46.0	-54.4	-68.4	-88.2	
Idling Trucks	Leq	-17.8	-51.7	-48.0	-44.8	-44.2	-40.2	-35.9	-38.7	-24.8	-35.6	-34.2	-34.5	-32.6	-30.5	-30.2	-30.7	-28.6	-24.8	-29.8	-29.2	-30.6	-34.5	-39.3	-45.5	-54.0	-67.9	-87.7	
Idling Trucks	CNEL	6.2	-42.3	-37.7	-33.6	-32.1	-27.2	-22.0	-23.3	-8.4	-15.9	-15.9	-15.1	-12.2	-8.7	-7.4	-6.9	-3.0	0.9	-4.0	-3.1	-4.2	-7.5	-9.6	-14.6	-20.9	-32.0	-47.5	-67.6
Idling Trucks	Leq	6.7	-41.8	-37.2	-33.1	-31.6	-26.7	-21.5	-22.8	-7.9	-15.4	-15.4	-14.6	-11.7	-8.3	-6.9	-6.4	-2.5	1.4	-3.5	-2.6	-3.7	-7.0	-9.1	-14.1	-20.5	-31.5	-47.0	-67.1
Idling Trucks	CNEL	6.2	-42.3	-37.7	-33.6	-32.1	-27.3	-22.0	-23.4	-8.5	-16.0	-16.0	-15.2	-12.3	-8.9	-7.5	-7.0	-3.1	0.8	-4.1	-3.2	-4.3	-5.6	-9.7	-14.7	-21.0	-32.2	-47.7	-68.0
Idling Trucks	Leq	6.7	-41.9	-37.2	-33.1	-31.6	-26.8	-21.6	-22.9	-8.0	-15.5	-15.5	-14.7	-11.8	-8.4	-7.0	-6.5	-2.6	1.3	-3.6	-2.8	-3.8	-5.1	-9.2	-14.2	-20.6	-31.7	-47.3	-67.5
Idling Trucks	CNEL	6.3	-42.4	-37.7	-33.7	-32.2	-27.3	-22.1	-23.5	-8.6	-16.1	-16.1	-15.3	-12.4	-9.0	-7.6	-7.1	-3.2	0.7	-4.2	-3.4	-2.3	-5.6	-9.7	-14.4	-21.1	-32.3	-47.9	-68.4
Idling Trucks	Leq	6.8	-41.9	-37.3	-33.2	-31.7	-26.9	-21.6	-23.0	-8.1	-15.6	-15.6	-14.8	-11.9	-8.5	-7.1	-6.6	-2.7	1.2	-3.7	-2.9	-1.8	-5.2	-9.2	-13.9	-20.6	-31.8	-47.5	-67.9
Idling Trucks	CNEL	6.6	-42.1	-37.4	-33.3	-31.8	-26.9	-21.7	-22.8	-8.0	-15.5	-15.5	-14.7	-11.8	-8.4	-7.0	-6.5	-2.6	1.3	-3.6	-2.7	-3.7	-7.0	-10.8	-15.6	-21.7	-32.2	-46.8	-65.8
Idling Trucks	Leq	7.0	-41.6	-36.9	-32.8	-31.3	-26.4	-21.2	-22.4	-7.5	-15.0	-15.0	-14.2	-11.4	-7.9	-6.5	-6.0	-2.1	1.8	-3.1	-2.2	-3.2	-6.5	-10.4	-15.1	-21.3	-31.7	-46.3	-65.3
Idling Trucks	CNEL	6.4	-42.2	-37.5	-33.4	-31.9	-27.0	-21.7	-22.9	-8.1	-15.6	-15.6	-14.8	-11.9	-8.5	-7.1	-6.6	-2.7	1.2	-3.7	-2.8	-3.8	-7.1	-11.0	-15.8	-21.3	-32.0	-46.9	-66.2
Idling Trucks	Leq	6.9	-41.7	-37.0	-32.9	-31.4	-26.5	-21.3	-22.5	-7.6	-15.1	-15.1	-14.3	-11.4	-8.0	-6.6	-6.1	-2.2	1.7	-3.2	-2.3	-3.3	-6.6	-10.5	-15.3	-20.8	-31.5	-46.4	-65.7

Duke Patterson Warehouse

Contribution spectra - 001 - Duke Patterson Warehouse: Outdoor SP

23

Source	Time slice	Sum	25Hz	31.5Hz	40Hz	50Hz	63Hz	80Hz	100Hz	125Hz	160Hz	200Hz	250Hz	315Hz	400Hz	500Hz	630Hz	800Hz	1kHz	1.25kHz	1.6kHz	2kHz	2.5kHz	3.15kHz	4kHz	5kHz	6.3kHz	8kHz	10kHz
		dB(A)	dB(A)	dB(A)	dB(A)	dB(A)	dB(A)	dB(A)	dB(A)	dB(A)	dB(A)	dB(A)	dB(A)	dB(A)	dB(A)	dB(A)	dB(A)	dB(A)	dB(A)	dB(A)	dB(A)	dB(A)	dB(A)	dB(A)	dB(A)	dB(A)	dB(A)	dB(A)	dB(A)
Idling Trucks	CNEL	6.2	-42.3	-37.6	-33.5	-32.0	-27.2	-21.9	-23.2	-8.3	-15.8	-15.8	-15.0	-12.1	-8.7	-7.3	-6.8	-2.9	1.0	-3.9	-3.0	-4.1	-7.4	-11.3	-14.6	-20.9	-31.9	-47.2	-67.1
Idling Trucks	Leq	6.7	-41.8	-37.1	-33.0	-31.5	-26.7	-21.4	-22.7	-7.8	-15.3	-15.3	-14.5	-11.7	-8.2	-6.8	-6.3	-2.5	1.5	-3.4	-2.5	-3.6	-6.9	-10.8	-14.1	-20.4	-31.4	-46.7	-66.7
Idling Trucks	CNEL	6.5	-42.4	-37.8	-33.7	-32.2	-27.4	-22.2	-23.6	-8.7	-16.2	-16.2	-15.4	-12.5	-9.1	-7.7	-7.2	-3.3	0.6	-4.3	-1.2	-2.3	-5.7	-9.7	-14.4	-21.2	-32.4	-48.1	-68.7
Idling Trucks	Leq	7.0	-41.9	-37.3	-33.2	-31.7	-26.9	-21.7	-23.1	-8.2	-15.8	-15.7	-14.9	-12.0	-8.6	-7.2	-6.7	-2.9	1.1	-3.9	-0.7	-1.8	-5.2	-9.3	-14.0	-20.7	-31.9	-47.7	-68.3
Idling Trucks	CNEL	-18.3	-52.2	-48.4	-45.3	-44.6	-40.7	-36.4	-39.2	-25.3	-36.1	-34.7	-35.0	-33.1	-31.0	-30.7	-31.2	-29.0	-25.2	-30.3	-29.7	-31.1	-34.9	-39.8	-46.0	-54.4	-68.3	-88.1	
Idling Trucks	Leq	-17.8	-51.7	-48.0	-44.8	-44.2	-40.2	-35.9	-38.7	-24.8	-35.6	-34.2	-34.5	-32.6	-30.5	-30.2	-30.7	-28.6	-24.8	-29.8	-29.2	-30.6	-34.5	-39.3	-45.5	-53.9	-67.8	-87.6	
Idling Trucks	CNEL	-18.3	-52.2	-48.4	-45.3	-44.6	-40.7	-36.4	-39.2	-25.3	-36.1	-34.7	-35.0	-33.1	-31.0	-30.7	-31.2	-29.1	-25.2	-30.3	-29.7	-31.1	-34.9	-39.8	-46.0	-54.4	-68.3	-88.1	
Idling Trucks	Leq	-17.8	-51.7	-48.0	-44.8	-44.2	-40.2	-35.9	-38.7	-24.8	-35.6	-34.2	-34.5	-32.6	-30.5	-30.2	-30.7	-28.6	-24.8	-29.8	-29.2	-30.6	-34.5	-39.3	-45.5	-53.9	-67.8	-87.7	
Idling Trucks	CNEL	-18.3	-52.2	-48.4	-45.3	-44.6	-40.7	-36.4	-39.2	-25.3	-36.1	-34.7	-35.0	-33.1	-31.0	-30.7	-31.2	-29.1	-25.2	-30.3	-29.7	-31.1	-34.9	-39.8	-46.0	-54.4	-68.3	-88.2	
Idling Trucks	Leq	-17.8	-51.7	-48.0	-44.8	-44.2	-40.2	-35.9	-38.7	-24.8	-35.6	-34.2	-34.5	-32.6	-30.5	-30.2	-30.7	-28.6	-24.8	-29.8	-29.2	-30.6	-34.5	-39.3	-45.5	-53.9	-67.9	-87.7	
Idling Trucks	CNEL	-18.3	-52.2	-48.5	-45.3	-44.7	-40.7	-36.4	-39.2	-25.3	-36.1	-34.7	-35.0	-33.1	-31.0	-30.7	-31.2	-29.1	-25.2	-30.3	-29.7	-31.1	-34.9	-39.8	-45.9	-54.4	-68.3	-88.1	
Idling Trucks	Leq	-17.8	-51.8	-48.0	-44.8	-44.2	-40.2	-35.9	-38.7	-24.8	-35.7	-34.3	-34.5	-32.6	-30.5	-30.2	-30.7	-28.6	-24.8	-29.8	-29.2	-30.6	-34.5	-39.3	-45.5	-53.9	-67.8	-87.6	
Idling Trucks	CNEL	-18.3	-52.2	-48.5	-45.3	-44.7	-40.7	-36.4	-39.2	-25.3	-36.1	-34.7	-35.0	-33.1	-31.0	-30.7	-31.2	-29.1	-25.2	-30.3	-29.7	-31.1	-34.9	-39.8	-45.9	-54.4	-68.3	-88.1	
Idling Trucks	Leq	-17.8	-51.8	-48.0	-44.8	-44.2	-40.2	-35.9	-38.7	-24.8	-35.6	-34.3	-34.5	-32.6	-30.5	-30.2	-30.7	-28.6	-24.8	-29.8	-29.2	-30.6	-34.5	-39.3	-45.5	-53.9	-67.8	-87.6	
Idling Trucks	CNEL	-18.3	-52.2	-48.5	-45.3	-44.7	-40.7	-36.4	-39.2	-25.3	-36.1	-34.7	-35.0	-33.1	-31.0	-30.7	-31.2	-29.1	-25.2	-30.3	-29.7	-31.1	-34.9	-39.8	-45.9	-54.4	-68.3	-88.1	
Idling Trucks	Leq	-17.8	-51.8	-48.0	-44.8	-44.2	-40.2	-35.9	-38.7	-24.8	-35.6	-34.3	-34.5	-32.6	-30.5	-30.2	-30.7	-28.6	-24.8	-29.8	-29.2	-30.6	-34.5	-39.3	-45.5	-53.9	-67.8	-87.6	
Idling Trucks	CNEL	-18.3	-52.2	-48.5	-45.3	-44.7	-40.7	-36.4	-39.2	-25.3	-36.1	-34.7	-35.0	-33.1	-31.0	-30.7	-31.2	-29.1	-25.2	-30.3	-29.7	-31.1	-34.9	-39.8	-45.9	-54.4	-68.3	-88.1	
Idling Trucks	Leq	-17.8	-51.8	-48.0	-44.8	-44.2	-40.2	-35.9	-38.7	-24.8	-35.6	-34.3	-34.5	-32.6	-30.5	-30.2	-30.7	-28.6	-24.8	-29.8	-29.2	-30.6	-34.5	-39.3	-45.5	-53.9	-67.8	-87.6	
Idling Trucks	CNEL	-18.4	-52.3	-48.5	-45.3	-44.7	-40.7	-36.4	-39.2	-25.3	-36.2	-34.8	-35.0	-33.2	-31.1	-30.7	-31.2	-29.3	-25.5	-30.5	-29.9	-31.3	-35.3	-40.1	-46.4	-55.1	-69.2	-89.4	
Idling Trucks	Leq	-18.0	-51.8	-48.0	-44.8	-44.2	-40.3	-35.9	-38.7	-24.8	-35.7	-34.3	-34.5	-32.7	-30.6	-30.2	-30.8	-28.8	-25.0	-30.1	-29.4	-30.9	-34.8	-39.7	-46.0	-54.6	-68.7	-88.9	
Idling Trucks	CNEL	-18.9	-52.6	-48.8	-45.6	-44.9	-41.0	-36.6	-39.5	-25.6	-36.4	-35.0	-35.3	-33.4	-31.3	-31.0	-31.5	-29.9	-26.1	-31.2	-30.6	-32.1	-36.1	-41.2	-47.8	-56.8	-71.7	-92.8	
Idling Trucks	Leq	-18.4	-52.1	-48.3	-45.1	-44.5	-40.5	-36.2	-39.0	-25.1	-35.9	-34.5	-34.8	-32.9	-30.8	-30.5	-31.0	-29.4	-25.6	-30.7	-30.1	-31.6	-35.7	-40.7	-47.3	-56.4	-71.2	-92.4	
Idling Trucks	CNEL	-18.9	-52.6	-48.8	-45.6	-45.0	-41.0	-36.7	-39.5	-25.6	-36.4	-35.0	-35.3	-33.4	-31.3	-31.0	-31.5	-29.9	-26.1	-31.2	-30.6	-32.1	-36.2	-41.3	-47.9	-56.9	-71.8	-93.0	
Idling Trucks	Leq	-18.4	-52.2	-48.3	-45.1	-44.5	-40.5	-36.2	-39.0	-25.1	-35.9	-34.5	-34.8	-32.9	-30.8	-30.5	-31.0	-29.4	-25.6	-30.7	-30.2	-31.7	-35.7	-40.8	-47.4	-56.5	-71.3	-92.6	
Idling Trucks	CNEL	-18.9	-52.7	-48.8	-45.6	-45.0	-41.0	-36.7	-39.5	-25.6	-36.4	-35.0	-35.3	-33.4	-31.3	-31.0	-31.5	-29.9	-26.1	-31.3	-30.7	-32.2	-36.2	-41.3	-48.0	-57.1	-72.0	-93.3	
Idling Trucks	Leq	-18.5	-52.2	-48.4	-45.1	-44.5	-40.5	-36.2	-39.0	-25.1	-36.0	-34.5	-34.8	-32.9	-30.9	-30.5	-31.1	-29.5	-25.7	-30.8	-30.2	-31.7	-35.8	-40.8	-47.5	-56.6	-71.5	-92.8	
Idling Trucks	CNEL	-18.8	-52.6	-48.7	-45.5	-44.9	-40.9	-36.6	-39.4	-25.5	-36.4	-35.0	-35.2	-33.4	-31.3	-30.9	-31.5	-29.8	-26.0	-31.1	-30.5	-32.0	-36.0	-41.0	-47.5	-56.5	-71.2	-92.2	
Idling Trucks	Leq	-18.3	-52.1	-48.3	-45.1	-44.4	-40.5	-36.1	-38.9	-25.0	-35.9	-34.5	-34.7	-32.9	-30.8	-30.5	-31.0	-29.3	-25.5	-30.6	-30.0	-31.5	-35.5	-40.5	-47.1	-56.0	-70.7	-91.7	
Idling Trucks	CNEL	-18.8	-52.6	-48.8	-45.5	-44.9	-41.0	-36.6	-39.4	-25.5	-36.4	-35.0	-35.2	-33.4	-31.3	-31.0	-31.5	-29.8	-26.0	-31.1	-30.5	-32.0	-36.0	-41.1	-47.6	-56.6	-71.4	-92.4	
Idling Trucks	Leq	-18.4	-52.1	-48.3	-45.1	-44.4	-40.5	-36.1	-39.0	-25.1	-35.9	-34.5	-34.8	-32.9	-30.8	-30.5	-31.0	-29.3	-25.5	-30.6	-30.0	-31.5	-35.5	-40.6	-47.1	-56.1	-70.9	-91.9	
Idling Trucks	CNEL	-18.9	-52.6	-48.8	-45.6	-44.9	-41.0	-36.6	-39.4	-25.6	-36.4	-35.0	-35.2	-33.4	-31.3	-31.0	-31.5	-29.8	-26.0	-31.1	-30.6	-32.1	-36.1	-41.1	-47.7	-56.7	-71.5	-92.6	
Idling Trucks	Leq	-18.4	-52.1	-48.3	-45.1	-44.4	-40.5	-36.1	-39.0	-25.1	-35.9	-34.5	-34.8	-32.9	-30.8	-30.5	-31.0	-29.3	-25.6	-30.7	-30.1	-31.6	-35.6	-40.7	-47.2	-56.2	-71.0	-92.1	
Idling Trucks	CNEL	-19.0	-52.7	-48.9	-45.6	-45.0	-41.0	-36.7	-39.5	-25.6	-36.4	-35.0	-35.3	-33.4	-31.3	-31.0	-31.6	-30.0	-26.2	-31.3	-30.7	-32.2	-36.3	-41.4	-48.0	-57.2	-72.1	-93.5	
Idling Trucks	Leq	-18.5	-52.2	-48.4	-45.1	-44.5	-40.5	-36.2	-39.0	-25.1	-36.0	-34.6	-34.8	-33.0	-30.9	-30.5	-31.1	-29.5	-25.7	-30.8	-30.2	-31.8	-35.8	-40.9	-47.6	-56.7	-71.6	-93.0	
Idling Trucks	CNEL	-19.1	-52.8	-48.9	-45.7	-45.1	-41.1	-36.7	-39.6	-25.7	-36.5	-35.1	-35.4	-33.5	-31.4	-31.1	-31.6	-30.2	-26.4	-31.5	-30.9	-32.5	-36.6	-41.7	-48.5	-57.8	-72.9	-94.6	
Idling Trucks	Leq	-18.6	-52.3	-48.5	-45.2	-44.6	-40.6	-36.3	-39.1	-25.2	-36.0	-34.6	-34.9	-33.0	-30.9	-30.6	-31.2	-29.7	-25.9	-31.0	-30.5	-32.0	-36.1	-41.3	-48.0	-57.3	-72.4	-94.2	
Idling Trucks	CNEL	-19.1	-52.8	-49.0	-45.7	-45.1	-41.1	-36.8	-39.6	-25.7	-36.5	-35.1	-35.4	-33.5	-31.4	-31.1	-31.7	-30.2	-26.4	-31.6	-31.0	-32.5	-36.6	-41.8	-48.6	-57.9	-73.1	-94.9	
Idling Trucks	Leq	-18.7	-52.3	-48.5	-45.2	-44.6	-40.6	-36.3	-39.1	-25.2	-36.1	-34.7	-34.9	-33.1	-31.0	-30.6	-31.2	-29.7	-25.9	-31.1	-30.5	-32.1	-36.2	-41.3	-48.1	-57.4	-72.6	-94.4	

Duke Patterson Warehouse

Contribution spectra - 001 - Duke Patterson Warehouse: Outdoor SP

23

Source	Time slice	Sum	25Hz	31.5Hz	40Hz	50Hz	63Hz	80Hz	100Hz	125Hz	160Hz	200Hz	250Hz	315Hz	400Hz	500Hz	630Hz	800Hz	1kHz	1.25kHz	1.6kHz	2kHz	2.5kHz	3.15kHz	4kHz	5kHz	6.3kHz	8kHz	10kHz
		dB(A)	dB(A)	dB(A)	dB(A)	dB(A)	dB(A)	dB(A)	dB(A)	dB(A)	dB(A)	dB(A)	dB(A)	dB(A)	dB(A)	dB(A)	dB(A)	dB(A)	dB(A)	dB(A)	dB(A)	dB(A)	dB(A)	dB(A)	dB(A)	dB(A)	dB(A)	dB(A)	dB(A)
Idling Trucks	CNEL	-19.2	-52.8	-49.0	-45.7	-45.1	-41.1	-36.8	-39.6	-25.7	-36.6	-35.1	-35.4	-33.5	-31.5	-31.1	-31.7	-30.2	-26.5	-31.6	-31.0	-32.6	-36.7	-41.9	-48.7	-58.0	-73.3	-95.1	
Idling Trucks	Leq	-18.7	-52.3	-48.5	-45.3	-44.6	-40.6	-36.3	-39.1	-25.2	-36.1	-34.7	-34.9	-33.1	-31.0	-30.7	-31.2	-29.8	-26.0	-31.1	-30.6	-32.1	-36.2	-41.4	-48.2	-57.5	-72.8	-94.7	
Idling Trucks	CNEL	-19.0	-52.7	-48.9	-45.7	-45.0	-41.0	-36.7	-39.5	-25.6	-36.5	-35.1	-35.3	-33.5	-31.4	-31.1	-31.6	-30.0	-26.3	-31.4	-30.8	-32.3	-36.4	-41.5	-48.2	-57.4	-72.4	-93.9	
Idling Trucks	Leq	-18.5	-52.2	-48.4	-45.2	-44.5	-40.6	-36.2	-39.1	-25.2	-36.0	-34.6	-34.9	-33.0	-30.9	-30.6	-31.1	-29.6	-25.8	-30.9	-30.3	-31.9	-35.9	-41.0	-47.7	-56.9	-71.9	-93.5	
Idling Trucks	CNEL	-19.1	-52.7	-48.9	-45.7	-45.0	-41.1	-36.7	-39.6	-25.7	-36.5	-35.1	-35.3	-33.5	-31.4	-31.1	-31.6	-30.1	-26.3	-31.4	-30.9	-32.4	-36.5	-41.6	-48.3	-57.5	-72.6	-94.2	
Idling Trucks	Leq	-18.6	-52.2	-48.4	-45.2	-44.6	-40.6	-36.2	-39.1	-25.2	-36.0	-34.6	-34.9	-33.0	-30.9	-30.6	-31.1	-29.6	-25.8	-30.9	-30.4	-31.9	-36.0	-41.1	-47.8	-57.0	-72.1	-93.7	
Idling Trucks	CNEL	-19.1	-52.7	-48.9	-45.7	-45.0	-41.1	-36.7	-39.6	-25.7	-36.5	-35.1	-35.4	-33.5	-31.4	-31.1	-31.6	-30.1	-26.3	-31.5	-30.9	-32.4	-36.5	-41.7	-48.4	-57.6	-72.8	-94.4	
Idling Trucks	Leq	-18.6	-52.3	-48.4	-45.2	-44.6	-40.6	-36.3	-39.1	-25.2	-36.0	-34.6	-34.9	-33.0	-30.9	-30.6	-31.1	-29.6	-25.9	-31.0	-30.4	-32.0	-36.0	-41.2	-47.9	-57.2	-72.3	-93.9	
Idling Trucks	CNEL	-18.8	-52.5	-48.7	-45.5	-44.9	-40.9	-36.6	-39.4	-25.5	-36.3	-34.9	-35.2	-33.3	-31.2	-30.9	-31.4	-29.7	-25.9	-31.0	-30.4	-31.9	-35.9	-40.9	-47.4	-56.3	-70.9	-91.8	
Idling Trucks	Leq	-18.3	-52.0	-48.2	-45.0	-44.4	-40.4	-36.1	-38.9	-25.0	-35.9	-34.5	-34.7	-32.8	-30.8	-30.4	-31.0	-29.2	-25.4	-30.5	-29.9	-31.4	-35.4	-40.4	-46.9	-55.8	-70.4	-91.3	
Idling Trucks	CNEL	-18.5	-52.4	-48.6	-45.4	-44.7	-40.8	-36.5	-39.3	-25.4	-36.2	-34.8	-35.1	-33.2	-31.1	-30.8	-31.3	-29.4	-25.6	-30.7	-30.0	-31.5	-35.4	-40.3	-46.7	-55.4	-69.6	-90.0	
Idling Trucks	Leq	-18.0	-51.9	-48.1	-44.9	-44.3	-40.3	-36.0	-38.8	-24.9	-35.7	-34.3	-34.6	-32.7	-30.6	-30.3	-30.8	-28.9	-25.1	-30.2	-29.6	-31.0	-34.9	-39.9	-46.2	-54.9	-69.2	-89.5	
Idling Trucks	CNEL	-18.5	-52.4	-48.6	-45.4	-44.8	-40.8	-36.5	-39.3	-25.4	-36.2	-34.8	-35.1	-33.2	-31.1	-30.8	-31.3	-29.4	-25.6	-30.7	-30.1	-31.5	-35.5	-40.4	-46.7	-55.5	-69.7	-90.1	
Idling Trucks	Leq	-18.1	-51.9	-48.1	-44.9	-44.3	-40.3	-36.0	-38.8	-24.9	-35.7	-34.3	-34.6	-32.7	-30.6	-30.3	-30.8	-28.9	-25.1	-30.2	-29.6	-31.0	-35.0	-39.9	-46.3	-55.0	-69.3	-89.7	
Idling Trucks	CNEL	-18.6	-52.4	-48.6	-45.4	-44.8	-40.8	-36.5	-39.3	-25.4	-36.2	-34.8	-35.1	-33.2	-31.1	-30.8	-31.3	-29.4	-25.6	-30.7	-30.1	-31.5	-35.5	-40.4	-46.7	-55.5	-69.7	-90.1	
Idling Trucks	Leq	-18.1	-51.9	-48.1	-44.9	-44.3	-40.3	-36.0	-38.8	-24.9	-35.7	-34.3	-34.6	-32.7	-30.6	-30.3	-30.8	-28.9	-25.1	-30.2	-29.6	-31.0	-35.0	-39.9	-46.3	-55.1	-69.4	-89.8	
Idling Trucks	CNEL	-18.5	-52.3	-48.5	-45.3	-44.7	-40.8	-36.4	-39.2	-25.3	-36.2	-34.8	-35.0	-33.2	-31.1	-30.7	-31.3	-29.3	-25.5	-30.6	-30.0	-31.4	-35.3	-40.2	-46.5	-55.2	-69.4	-89.6	
Idling Trucks	Leq	-18.0	-51.8	-48.1	-44.9	-44.2	-40.3	-35.9	-38.8	-24.9	-35.7	-34.3	-34.6	-32.7	-30.6	-30.3	-30.8	-28.8	-25.0	-30.1	-29.5	-30.9	-34.8	-39.7	-46.1	-54.7	-68.9	-89.1	
Idling Trucks	CNEL	-18.5	-52.3	-48.5	-45.3	-44.7	-40.8	-36.4	-39.2	-25.3	-36.2	-34.8	-35.0	-33.2	-31.1	-30.8	-31.3	-29.3	-25.5	-30.6	-30.0	-31.4	-35.3	-40.2	-46.6	-55.2	-69.5	-89.7	
Idling Trucks	Leq	-18.0	-51.8	-48.1	-44.9	-44.2	-40.3	-36.0	-38.8	-24.9	-35.7	-34.3	-34.6	-32.7	-30.6	-30.3	-30.8	-28.9	-25.0	-30.1	-29.5	-30.9	-34.9	-39.8	-46.1	-54.8	-69.0	-89.3	
Idling Trucks	CNEL	-18.5	-52.3	-48.6	-45.4	-44.7	-40.8	-36.4	-39.2	-25.4	-36.2	-34.8	-35.1	-33.2	-31.1	-30.8	-31.3	-29.4	-25.5	-30.6	-30.0	-31.5	-35.4	-40.3	-46.6	-55.3	-69.5	-89.9	
Idling Trucks	Leq	-18.0	-51.9	-48.1	-44.9	-44.3	-40.3	-36.0	-38.8	-24.9	-35.7	-34.3	-34.6	-32.7	-30.6	-30.3	-30.8	-28.9	-25.1	-30.2	-29.5	-31.0	-34.9	-39.8	-46.2	-54.8	-69.1	-89.4	
Idling Trucks	CNEL	-18.6	-52.4	-48.6	-45.4	-44.8	-40.8	-36.5	-39.3	-25.4	-36.2	-34.8	-35.1	-33.2	-31.1	-30.8	-31.3	-29.5	-25.7	-30.7	-30.1	-31.6	-35.5	-40.5	-46.9	-55.6	-70.0	-90.4	
Idling Trucks	Leq	-18.1	-51.9	-48.1	-44.9	-44.3	-40.3	-36.0	-38.8	-24.9	-35.8	-34.4	-34.6	-32.7	-30.7	-30.3	-30.8	-29.0	-25.2	-30.3	-29.6	-31.1	-35.0	-40.0	-46.4	-55.1	-69.5	-90.0	
Idling Trucks	CNEL	-18.7	-52.5	-48.7	-45.5	-44.8	-40.9	-36.5	-39.4	-25.5	-36.3	-34.9	-35.2	-33.3	-31.2	-30.9	-31.4	-29.6	-25.8	-30.9	-30.3	-31.8	-35.7	-40.7	-47.2	-56.0	-70.5	-91.3	
Idling Trucks	Leq	-18.2	-52.0	-48.2	-45.0	-44.4	-40.4	-36.1	-38.9	-25.0	-35.8	-34.4	-34.7	-32.8	-30.7	-30.4	-30.9	-29.1	-25.3	-30.4	-29.8	-31.3	-35.3	-40.2	-46.7	-55.6	-70.1	-90.8	
Idling Trucks	CNEL	-18.7	-52.5	-48.7	-45.5	-44.8	-40.9	-36.6	-39.4	-25.5	-36.3	-34.9	-35.2	-33.3	-31.2	-30.9	-31.4	-29.6	-25.8	-30.9	-30.3	-31.8	-35.8	-40.8	-47.2	-56.1	-70.7	-91.4	
Idling Trucks	Leq	-18.2	-52.0	-48.2	-45.0	-44.4	-40.4	-36.1	-38.9	-25.0	-35.8	-34.4	-34.7	-32.8	-30.7	-30.4	-30.9	-29.2	-25.4	-30.5	-29.8	-31.3	-35.3	-40.3	-46.8	-55.6	-70.2	-91.0	
Idling Trucks	CNEL	-18.7	-52.5	-48.7	-45.5	-44.9	-40.9	-36.6	-39.4	-25.5	-36.3	-34.9	-35.2	-33.3	-31.2	-30.9	-31.4	-29.7	-25.9	-31.0	-30.4	-31.8	-35.8	-40.8	-47.3	-56.2	-70.8	-91.6	
Idling Trucks	Leq	-18.3	-52.0	-48.2	-45.0	-44.4	-40.4	-36.1	-38.9	-25.0	-35.8	-34.4	-34.7	-32.8	-30.7	-30.4	-30.9	-29.2	-25.4	-30.5	-29.9	-31.4	-35.3	-40.4	-46.8	-55.7	-70.3	-91.2	
Idling Trucks	CNEL	-18.6	-52.4	-48.6	-45.4	-44.8	-40.8	-36.5	-39.3	-25.4	-36.3	-34.9	-35.1	-33.3	-31.2	-30.8	-31.3	-29.5	-25.7	-30.8	-30.2	-31.7	-35.6	-40.6	-47.0	-55.8	-70.2	-90.8	
Idling Trucks	Leq	-18.1	-51.9	-48.1	-44.9	-44.3	-40.4	-36.0	-38.8	-24.9	-35.8	-34.4	-34.6	-32.8	-30.7	-30.3	-30.9	-29.0	-25.2	-30.3	-29.7	-31.2	-35.1	-40.1	-46.5	-55.3	-69.7	-90.3	
Idling Trucks	CNEL	-18.7	-52.4	-48.6	-45.4	-44.8	-40.9	-36.5	-39.3	-25.4	-36.3	-34.9	-35.1	-33.3	-31.2	-30.8	-31.4	-29.5	-25.7	-30.8	-30.2	-31.7	-35.7	-40.6	-47.0	-55.9	-70.3	-90.9	
Idling Trucks	Leq	-18.2	-52.0	-48.2	-45.0	-44.3	-40.4	-36.0	-38.9	-25.0	-35.8	-34.4	-34.7	-32.8	-30.7	-30.4	-30.9	-29.1	-25.3	-30.4	-29.7	-31.2	-35.2	-40.1	-46.6	-55.4	-69.8	-90.5	
Idling Trucks	CNEL	-18.7	-52.5	-48.7	-45.5	-44.8	-40.9	-36.5	-39.3	-25.5	-36.3	-34.9	-35.1	-33.3	-31.2	-30.9	-31.4	-29.6	-25.8	-30.9	-30.3	-31.7	-35.7	-40.7	-47.1	-55.9	-70.4	-91.1	
Idling Trucks	Leq	-18.2	-52.0	-48.2	-45.0	-44.3	-40.4	-36.1	-38.9	-25.0	-35.8	-34.4	-34.7	-32.8	-30.7	-30.4	-30.9	-29.1	-25.3	-30.4	-29.8	-31.2	-35.2	-40.2	-46.6	-55.5	-69.9	-90.6	

Duke Patterson Warehouse

Contribution spectra - 001 - Duke Patterson Warehouse: Outdoor SP

23

Source	Time slice	Sum	25Hz	31.5Hz	40Hz	50Hz	63Hz	80Hz	100Hz	125Hz	160Hz	200Hz	250Hz	315Hz	400Hz	500Hz	630Hz	800Hz	1kHz	1.25kHz	1.6kHz	2kHz	2.5kHz	3.15kHz	4kHz	5kHz	6.3kHz	8kHz	10kHz
		dB(A)	dB(A)	dB(A)	dB(A)	dB(A)	dB(A)	dB(A)	dB(A)	dB(A)	dB(A)	dB(A)	dB(A)	dB(A)	dB(A)	dB(A)	dB(A)	dB(A)	dB(A)	dB(A)	dB(A)	dB(A)	dB(A)	dB(A)	dB(A)	dB(A)	dB(A)	dB(A)	dB(A)
Idling Trucks	CNEL	6.7	-42.0	-37.3	-33.2	-31.7	-26.8	-21.6	-22.7	-7.9	-15.4	-15.4	-14.6	-11.7	-8.3	-6.9	-6.4	-2.5	1.4	-3.5	-2.6	-3.6	-6.8	-10.7	-15.4	-21.5	-31.8	-46.3	-65.2
Idling Trucks	Leq	7.1	-41.6	-36.9	-32.8	-31.2	-26.4	-21.1	-22.2	-7.4	-14.9	-14.9	-14.1	-11.3	-7.8	-6.4	-5.9	-2.0	1.9	-3.0	-2.1	-3.1	-6.4	-10.2	-14.9	-21.0	-31.4	-45.8	-64.7
Idling Trucks	CNEL	10.1	-37.4	-32.9	-28.9	-27.6	-22.9	-17.8	-16.2	-1.5	-11.4	-11.9	-11.2	-8.3	-4.8	-3.4	-2.8	0.7	4.6	-0.3	0.6	-0.3	-3.4	-6.8	-8.9	-13.0	-21.6	-33.4	-48.0
Idling Trucks	Leq	10.6	-36.9	-32.4	-28.5	-27.1	-22.4	-17.3	-15.8	-1.0	-10.9	-11.5	-10.7	-7.8	-4.3	-2.9	-2.3	1.1	5.1	0.2	1.1	0.1	-2.9	-6.4	-8.4	-12.5	-21.1	-32.9	-47.6
Idling Trucks	CNEL	10.1	-37.3	-32.8	-28.9	-27.5	-22.8	-17.7	-16.2	-1.5	-11.4	-12.0	-11.2	-8.3	-4.8	-3.4	-2.8	0.6	4.6	-0.3	0.6	-0.4	-3.4	-6.9	-10.3	-15.1	-23.8	-35.6	-50.3
Idling Trucks	Leq	10.6	-36.8	-32.3	-28.4	-27.0	-22.3	-17.2	-15.8	-1.0	-10.9	-11.5	-10.7	-7.8	-4.3	-2.9	-2.4	1.1	5.0	0.1	1.0	0.1	-2.9	-6.4	-9.8	-14.6	-23.3	-35.1	-49.8
Idling Trucks	CNEL	10.1	-37.1	-32.6	-28.7	-27.3	-22.6	-17.5	-16.1	-1.4	-11.3	-12.0	-11.2	-8.3	-4.8	-3.4	-2.9	0.7	4.6	-0.3	0.6	-0.4	-3.4	-6.9	-10.3	-15.1	-23.9	-35.7	-50.4
Idling Trucks	Leq	10.6	-36.6	-32.1	-28.2	-26.8	-22.1	-17.0	-15.7	-0.9	-10.8	-11.5	-10.8	-7.8	-4.3	-3.0	-2.4	1.1	5.0	0.1	1.0	0.1	-2.9	-6.4	-9.8	-14.7	-23.4	-35.2	-49.9
Idling Trucks	CNEL	10.1	-38.8	-34.1	-30.1	-28.6	-23.7	-18.5	-16.6	-1.7	-11.6	-11.9	-11.1	-8.2	-4.7	-3.3	-2.7	0.7	4.6	-0.3	0.6	-0.3	-3.4	-6.8	-10.2	-15.0	-23.7	-35.3	-50.0
Idling Trucks	Leq	10.6	-38.3	-33.7	-29.6	-28.1	-23.2	-18.0	-16.1	-1.2	-11.1	-11.4	-10.6	-7.7	-4.2	-2.8	-2.3	1.1	5.1	0.2	1.1	0.2	-2.9	-6.3	-9.7	-14.5	-23.2	-34.8	-49.5
Idling Trucks	CNEL	10.1	-38.7	-34.1	-30.0	-28.5	-23.7	-18.4	-16.6	-1.7	-11.6	-11.9	-11.1	-8.2	-4.7	-3.3	-2.8	0.6	4.6	-0.3	0.6	-0.3	-3.4	-6.8	-10.2	-15.0	-23.7	-35.4	-50.0
Idling Trucks	Leq	10.6	-38.2	-33.6	-29.5	-28.0	-23.2	-18.0	-16.1	-1.2	-11.1	-11.4	-10.6	-7.7	-4.2	-2.8	-2.3	1.1	5.1	0.2	1.1	0.2	-2.9	-6.3	-9.8	-14.5	-23.2	-35.0	-49.5
Idling Trucks	CNEL	10.1	-37.3	-32.8	-28.8	-27.5	-22.8	-17.7	-16.2	-1.4	-11.3	-11.9	-11.1	-8.2	-4.7	-3.4	-2.8	0.7	4.6	-0.3	0.6	-0.3	-3.4	-6.8	-10.2	-14.0	-22.7	-34.5	-49.2
Idling Trucks	Leq	10.6	-36.8	-32.3	-28.3	-27.0	-22.3	-17.2	-15.7	-0.9	-10.8	-11.4	-10.7	-7.8	-4.3	-2.9	-2.3	1.2	5.1	0.2	1.1	0.2	-2.9	-6.3	-9.8	-13.5	-22.2	-34.0	-48.7
Idling Trucks	CNEL	10.0	-37.1	-32.6	-28.7	-27.3	-22.7	-17.6	-16.3	-1.5	-11.5	-12.0	-11.3	-8.4	-4.9	-3.5	-2.9	0.6	4.5	-0.4	0.5	-0.4	-3.5	-6.9	-10.4	-15.2	-23.9	-35.8	-50.5
Idling Trucks	Leq	10.5	-36.6	-32.1	-28.2	-26.8	-22.2	-17.1	-15.8	-1.0	-11.0	-11.6	-10.8	-7.9	-4.4	-3.0	-2.4	1.0	5.0	0.1	1.0	0.1	-3.0	-6.4	-9.9	-14.7	-23.4	-35.3	-50.0
Idling Trucks	CNEL	10.0	-39.3	-34.6	-30.5	-29.0	-24.1	-18.9	-19.3	-2.1	-12.0	-12.3	-11.5	-8.6	-5.1	-3.7	-3.2	0.5	4.5	-0.4	0.6	-0.2	-3.2	-6.6	-10.5	-15.4	-23.4	-35.1	-49.8
Idling Trucks	Leq	10.5	-38.9	-34.2	-30.1	-28.5	-23.6	-18.4	-18.8	-1.6	-11.5	-11.8	-11.0	-8.1	-4.6	-3.2	-2.7	1.0	4.9	0.1	1.1	0.2	-2.7	-6.1	-10.0	-14.9	-22.9	-34.6	-49.3
Idling Trucks	CNEL	10.0	-38.0	-33.4	-29.4	-28.0	-23.2	-18.1	-18.6	-1.8	-11.7	-12.3	-11.6	-8.7	-5.2	-3.8	-3.2	0.5	4.5	-0.4	0.6	-0.3	-3.2	-6.6	-10.5	-15.5	-23.9	-35.6	-50.2
Idling Trucks	Leq	10.5	-37.5	-32.9	-28.9	-27.5	-22.8	-17.6	-18.2	-1.3	-11.2	-11.9	-11.1	-8.2	-4.7	-3.3	-2.7	1.0	4.9	0.1	1.1	0.2	-2.7	-6.1	-10.1	-15.0	-23.5	-35.1	-49.8
Idling Trucks	CNEL	9.9	-38.4	-33.8	-29.8	-28.4	-23.6	-18.4	-18.9	-2.0	-11.9	-12.4	-11.6	-8.7	-5.2	-3.9	-3.3	0.4	4.4	-0.5	0.5	-0.3	-3.3	-6.7	-10.6	-15.6	-24.1	-35.8	-50.5
Idling Trucks	Leq	10.4	-37.9	-33.3	-29.3	-27.9	-23.1	-17.9	-18.5	-1.5	-11.4	-11.9	-11.2	-8.2	-4.8	-3.4	-2.8	0.9	4.9	0.0	1.0	0.1	-2.8	-6.2	-10.2	-15.1	-23.6	-35.3	-50.0
Idling Trucks	CNEL	9.9	-39.0	-34.3	-30.2	-28.7	-23.9	-18.6	-16.8	-1.9	-11.8	-12.1	-11.3	-8.4	-4.9	-3.5	-3.0	0.5	4.4	-0.5	0.4	-0.5	-3.5	-7.0	-10.4	-15.2	-24.0	-35.9	-50.7
Idling Trucks	Leq	10.4	-38.5	-33.8	-29.7	-28.2	-23.4	-18.1	-16.3	-1.4	-11.3	-11.6	-10.8	-7.9	-4.4	-3.0	-2.5	1.0	4.9	0.0	0.9	0.0	-3.0	-6.5	-9.9	-14.8	-23.5	-35.4	-50.2
Idling Trucks	CNEL	9.9	-39.1	-34.4	-30.3	-28.8	-23.9	-18.7	-19.1	-2.0	-11.8	-12.1	-11.3	-8.4	-4.9	-3.6	-3.0	0.5	4.4	-0.5	0.4	-0.5	-3.5	-7.0	-11.0	-16.0	-24.6	-36.2	-50.9
Idling Trucks	Leq	10.4	-38.6	-33.9	-29.8	-28.3	-23.5	-18.2	-18.6	-1.5	-11.3	-11.6	-10.9	-8.0	-4.5	-3.1	-2.5	0.9	4.9	0.0	0.9	0.0	-3.1	-6.5	-10.5	-15.6	-24.1	-35.8	-50.4
Idling Trucks	CNEL	10.0	-39.2	-34.6	-30.5	-28.9	-24.1	-18.8	-19.2	-2.1	-11.9	-12.2	-11.5	-8.5	-5.1	-3.7	-3.1	0.5	4.5	-0.3	0.6	-0.2	-3.2	-6.5	-10.4	-15.3	-22.6	-34.4	-49.2
Idling Trucks	Leq	10.5	-38.8	-34.1	-30.0	-28.4	-23.6	-18.3	-18.7	-1.6	-11.4	-11.7	-11.0	-8.1	-4.6	-3.2	-2.6	1.0	5.0	0.1	1.1	0.3	-2.7	-6.0	-10.0	-14.9	-22.1	-33.9	-48.8
Idling Trucks	CNEL	9.7	-38.9	-34.2	-30.1	-28.6	-23.7	-18.5	-16.6	-1.8	-11.6	-11.9	-11.1	-8.2	-4.7	-3.3	-2.7	0.2	4.1	-0.9	-0.1	-1.1	-4.2	-7.7	-11.0	-15.8	-24.6	-36.3	-51.1
Idling Trucks	Leq	10.2	-38.4	-33.7	-29.6	-28.1	-23.3	-18.0	-16.1	-1.3	-11.1	-11.4	-10.6	-7.7	-4.2	-2.8	-2.3	0.7	4.6	-0.4	0.4	-0.6	-3.7	-7.2	-10.6	-15.4	-24.1	-35.8	-50.6
Idling Trucks	CNEL	10.1	-39.0	-34.3	-30.2	-28.7	-23.9	-18.6	-19.0	-1.9	-11.8	-12.1	-11.3	-8.4	-4.9	-3.5	-3.0	0.6	4.6	-0.2	0.8	-0.1	-3.0	-6.4	-10.3	-15.1	-22.9	-34.5	-49.1
Idling Trucks	Leq	10.6	-38.5	-33.8	-29.8	-28.2	-23.4	-18.1	-18.5	-1.4	-11.3	-11.6	-10.9	-7.9	-4.5	-3.1	-2.5	1.1	5.1	0.3	1.2	0.4	-2.5	-5.9	-9.8	-14.7	-22.4	-34.0	-48.6
Idling Trucks	CNEL	10.2	-38.9	-34.2	-30.1	-28.6	-23.8	-18.5	-18.9	-1.9	-11.7	-12.1	-11.3	-8.4	-4.9	-3.5	-2.9	0.7	4.7	-0.2	0.8	0.0	-3.0	-6.3	-10.2	-15.1	-23.4	-34.9	-49.2
Idling Trucks	Leq	10.7	-38.4	-33.7	-29.7	-28.2	-23.3	-18.1	-18.5	-1.4	-11.2	-11.6	-10.8	-7.9	-4.4	-3.0	-2.5	1.2	5.1	0.3	1.3	0.4	-2.5	-5.9	-9.7	-14.6	-22.9	-34.4	-48.8
Idling Trucks	CNEL	10.2	-38.7	-34.1	-30.0	-28.5	-23.7	-18.5	-18.9	-1.8	-11.7	-12.0	-11.3	-8.3	-4.9	-3.5	-2.9	0.7	4.7	-0.1	0.8	0.0	-2.9	-6.3	-10.2	-15.0	-23.3	-34.8	-49.1
Idling Trucks	Leq	10.7	-38.2	-33.6	-29.5	-28.1	-23.2	-18.0	-18.4	-1.3	-11.2	-11.5	-10.8	-7.9	-4.4	-3.0	-2.4	1.2	5.2	0.3	1.3	0.5	-2.5	-5.8	-9.7	-14.5	-22.9	-34.3	-48.6

Duke Patterson Warehouse

Contribution spectra - 001 - Duke Patterson Warehouse: Outdoor SP

23

Source	Time slice	Sum	25Hz	31.5Hz	40Hz	50Hz	63Hz	80Hz	100Hz	125Hz	160Hz	200Hz	250Hz	315Hz	400Hz	500Hz	630Hz	800Hz	1kHz	1.25kHz	1.6kHz	2kHz	2.5kHz	3.15kHz	4kHz	5kHz	6.3kHz	8kHz	10kHz
		dB(A)	dB(A)	dB(A)	dB(A)	dB(A)	dB(A)	dB(A)	dB(A)	dB(A)	dB(A)	dB(A)	dB(A)	dB(A)	dB(A)	dB(A)	dB(A)	dB(A)	dB(A)	dB(A)	dB(A)	dB(A)	dB(A)	dB(A)	dB(A)	dB(A)	dB(A)	dB(A)	dB(A)
Idling Trucks	CNEL	10.0	-39.4	-34.7	-30.5	-29.0	-24.1	-18.9	-19.3	-2.2	-12.0	-12.3	-11.5	-8.6	-5.1	-3.8	-3.2	0.5	4.4	-0.4	0.6	-0.3	-3.2	-6.6	-9.2	-13.5	-22.1	-33.9	-48.8
Idling Trucks	Leq	10.4	-38.9	-34.2	-30.1	-28.5	-23.7	-18.4	-18.8	-1.7	-11.5	-11.8	-11.1	-8.2	-4.7	-3.3	-2.7	0.9	4.9	0.1	1.1	0.2	-2.7	-6.1	-8.7	-13.0	-21.6	-33.4	-48.3
Idling Trucks	CNEL	10.0	-39.3	-34.6	-30.5	-28.9	-24.1	-18.8	-19.2	-2.1	-11.9	-12.3	-11.5	-8.6	-5.1	-3.7	-3.1	0.5	4.5	-0.4	0.6	-0.2	-3.2	-6.5	-10.5	-13.5	-22.1	-33.9	-48.7
Idling Trucks	Leq	10.5	-38.8	-34.1	-30.0	-28.5	-23.6	-18.3	-18.7	-1.6	-11.5	-11.8	-11.0	-8.1	-4.6	-3.2	-2.7	1.0	5.0	0.1	1.1	0.3	-2.7	-6.1	-10.0	-13.0	-21.6	-33.4	-48.3
Idling Trucks	CNEL	10.1	-39.1	-34.4	-30.3	-28.8	-23.9	-18.7	-19.1	-2.0	-11.8	-12.2	-11.4	-8.5	-5.0	-3.6	-3.0	0.6	4.6	-0.3	0.7	-0.1	-3.1	-6.4	-10.3	-15.2	-22.9	-34.6	-49.2
Idling Trucks	Leq	10.6	-38.6	-33.9	-29.8	-28.3	-23.5	-18.2	-18.6	-1.5	-11.3	-11.7	-10.9	-8.0	-4.5	-3.1	-2.5	1.1	5.1	0.2	1.2	0.4	-2.6	-5.9	-9.9	-14.7	-22.4	-34.1	-48.7
Idling Trucks	CNEL	10.3	-38.4	-33.8	-29.8	-28.3	-23.5	-18.3	-18.7	-1.7	-11.6	-12.0	-11.2	-8.3	-4.8	-3.4	-2.9	0.8	4.7	-0.1	0.9	0.0	-2.9	-6.3	-10.1	-15.0	-23.3	-34.7	-49.0
Idling Trucks	Leq	10.7	-37.9	-33.3	-29.3	-27.8	-23.0	-17.8	-18.2	-1.2	-11.2	-11.5	-10.7	-7.8	-4.3	-2.9	-2.4	1.2	5.2	0.4	1.3	0.5	-2.4	-5.8	-9.7	-14.5	-22.8	-34.2	-48.5
Idling Trucks	CNEL	10.4	-37.4	-32.8	-28.9	-27.5	-22.8	-17.7	-16.2	-1.4	-11.4	-11.9	-11.1	-8.2	-4.7	-3.3	-2.8	0.9	4.8	0.0	1.0	0.1	-2.8	-6.1	-10.0	-14.8	-23.1	-34.4	-48.6
Idling Trucks	Leq	10.9	-36.9	-32.4	-28.4	-27.0	-22.3	-17.2	-15.7	-1.0	-10.9	-11.4	-10.6	-7.7	-4.2	-2.8	-2.3	1.3	5.3	0.5	1.4	0.6	-2.3	-5.7	-9.5	-14.3	-22.6	-33.9	-48.1
Idling Trucks	CNEL	10.4	-38.9	-34.3	-30.2	-28.6	-23.8	-18.5	-16.6	-1.7	-11.6	-11.9	-11.1	-8.2	-4.7	-3.3	-2.7	0.8	4.8	0.0	1.0	0.1	-2.8	-6.1	-10.0	-14.8	-23.1	-34.4	-48.6
Idling Trucks	Leq	10.8	-38.5	-33.8	-29.7	-28.1	-23.3	-18.0	-16.1	-1.2	-11.1	-11.4	-10.6	-7.7	-4.2	-2.8	-2.3	1.3	5.3	0.5	1.4	0.6	-2.3	-5.7	-9.5	-14.3	-22.6	-33.9	-48.1
Idling Trucks	CNEL	10.4	-38.9	-34.2	-30.1	-28.6	-23.7	-18.5	-16.6	-1.7	-11.5	-11.9	-11.1	-8.2	-4.7	-3.3	-2.7	0.9	4.8	0.0	1.0	0.1	-2.8	-6.1	-10.0	-14.8	-23.1	-34.4	-48.5
Idling Trucks	Leq	10.8	-38.4	-33.7	-29.6	-28.1	-23.3	-18.0	-16.1	-1.2	-11.1	-11.4	-10.6	-7.7	-4.2	-2.8	-2.3	1.3	5.3	0.5	1.4	0.6	-2.3	-5.7	-9.5	-14.3	-22.6	-33.9	-48.1
Idling Trucks	CNEL	10.3	-38.2	-33.7	-29.6	-28.2	-23.4	-18.2	-18.6	-1.6	-11.5	-12.0	-11.2	-8.3	-4.8	-3.4	-2.8	0.8	4.8	-0.1	0.9	0.1	-2.9	-6.2	-10.1	-14.9	-23.2	-34.6	-48.9
Idling Trucks	Leq	10.8	-37.8	-33.2	-29.2	-27.7	-22.9	-17.7	-18.1	-1.2	-11.0	-11.5	-10.7	-7.8	-4.3	-2.9	-2.4	1.3	5.2	0.4	1.4	0.5	-2.4	-5.7	-9.6	-14.4	-22.7	-34.1	-48.4
Idling Trucks	CNEL	10.3	-38.0	-33.5	-29.5	-28.0	-23.2	-18.1	-18.5	-1.6	-11.5	-11.9	-11.2	-8.2	-4.8	-3.4	-2.8	0.8	4.8	0.0	0.9	0.1	-2.9	-6.2	-10.1	-14.9	-23.2	-34.5	-48.8
Idling Trucks	Leq	10.8	-37.6	-33.0	-29.0	-27.5	-22.8	-17.6	-18.0	-1.1	-11.0	-11.5	-10.7	-7.8	-4.3	-2.9	-2.3	1.3	5.3	0.4	1.4	0.6	-2.4	-5.7	-9.6	-14.4	-22.7	-34.0	-48.3
Idling Trucks	CNEL	10.4	-37.5	-32.9	-28.9	-27.5	-22.7	-17.6	-16.1	-1.3	-11.2	-11.9	-11.1	-8.2	-4.7	-3.3	-2.8	0.9	4.9	0.0	1.0	0.2	-2.8	-6.1	-10.0	-14.8	-23.1	-34.4	-48.6
Idling Trucks	Leq	10.9	-37.0	-32.4	-28.4	-27.0	-22.3	-17.1	-15.6	-0.8	-10.7	-11.4	-10.6	-7.7	-4.2	-2.8	-2.3	1.4	5.4	0.5	1.5	0.6	-2.3	-5.7	-9.5	-14.3	-22.6	-33.9	-48.1
Idling Trucks	CNEL	9.9	-38.0	-33.4	-29.4	-28.0	-23.2	-18.1	-18.6	-1.9	-11.8	-12.5	-11.7	-8.8	-5.3	-3.9	-3.4	0.4	4.4	-0.5	0.5	-0.4	-3.3	-6.7	-10.7	-15.7	-24.2	-35.9	-50.7
Idling Trucks	Leq	10.4	-37.5	-32.9	-28.9	-27.5	-22.7	-17.6	-18.2	-1.4	-11.3	-12.0	-11.2	-8.3	-4.8	-3.4	-2.9	0.9	4.8	0.0	1.0	0.1	-2.9	-6.3	-10.2	-15.2	-23.7	-35.4	-50.3
Idling Trucks	CNEL	7.9	-41.1	-36.4	-32.3	-30.8	-25.9	-20.6	-21.5	-4.3	-14.1	-14.3	-13.5	-10.6	-7.2	-5.8	-5.2	-1.4	2.5	-2.3	-1.4	-2.3	-5.4	-9.1	-13.4	-19.1	-28.6	-41.9	-59.1
Idling Trucks	Leq	8.4	-40.6	-35.9	-31.8	-30.3	-25.4	-20.1	-21.0	-3.8	-13.6	-13.8	-13.1	-10.2	-6.7	-5.3	-4.8	-1.0	3.0	-1.9	-0.9	-1.8	-5.0	-8.6	-13.0	-18.6	-28.1	-41.4	-58.6
Idling Trucks	CNEL	7.8	-41.2	-36.5	-32.4	-30.9	-26.0	-20.7	-21.6	-4.4	-14.2	-14.4	-13.6	-10.7	-7.3	-5.9	-5.3	-1.5	2.4	-2.4	-1.5	-2.4	-5.6	-9.2	-13.6	-19.3	-28.9	-42.3	-59.6
Idling Trucks	Leq	8.3	-40.7	-36.0	-31.9	-30.4	-25.5	-20.2	-21.1	-3.9	-13.7	-13.9	-13.2	-10.3	-6.8	-5.4	-4.9	-1.0	2.9	-2.0	-1.0	-1.9	-5.1	-8.7	-13.1	-18.8	-28.4	-41.8	-59.1
Idling Trucks	CNEL	7.7	-41.3	-36.6	-32.5	-30.9	-26.1	-20.8	-21.7	-4.5	-14.3	-14.5	-13.7	-10.8	-7.3	-6.0	-5.4	-1.6	2.3	-2.5	-1.6	-2.5	-5.7	-9.4	-13.8	-19.5	-29.2	-42.7	-60.1
Idling Trucks	Leq	8.2	-40.8	-36.1	-32.0	-30.5	-25.6	-20.3	-21.2	-4.0	-13.8	-14.0	-13.2	-10.3	-6.9	-5.5	-5.0	-1.1	2.8	-2.1	-1.1	-2.1	-5.2	-8.9	-13.3	-19.0	-28.7	-42.2	-59.6
Idling Trucks	CNEL	8.4	-40.7	-36.0	-31.9	-30.4	-25.5	-20.3	-21.0	-3.8	-13.7	-13.9	-13.1	-10.2	-6.8	-5.4	-4.8	-1.0	2.9	-1.9	-1.0	-1.9	-5.0	-8.5	-12.8	-18.3	-27.6	-40.5	-57.1
Idling Trucks	Leq	8.8	-40.2	-35.5	-31.4	-29.9	-25.0	-19.8	-20.5	-3.4	-13.2	-13.4	-12.7	-9.8	-6.3	-4.9	-4.4	-0.6	3.4	-1.5	-0.5	-1.4	-4.5	-8.1	-12.3	-17.8	-27.1	-40.0	-56.6
Idling Trucks	CNEL	8.3	-40.8	-36.1	-32.0	-30.5	-25.6	-20.3	-21.1	-3.9	-13.8	-14.0	-13.2	-10.3	-6.9	-5.5	-4.9	-1.1	2.8	-2.0	-1.1	-2.0	-5.1	-8.7	-13.0	-18.5	-27.8	-40.8	-57.5
Idling Trucks	Leq	8.7	-40.3	-35.6	-31.5	-30.0	-25.1	-19.9	-20.7	-3.5	-13.3	-13.5	-12.8	-9.9	-6.4	-5.0	-4.5	-0.7	3.3	-1.6	-0.6	-1.5	-4.6	-8.2	-12.5	-18.0	-27.3	-40.3	-57.1
Idling Trucks	CNEL	8.1	-41.0	-36.3	-32.2	-30.7	-25.8	-20.5	-21.4	-4.2	-14.0	-14.2	-13.4	-10.5	-7.0	-5.7	-5.1	-1.3	2.6	-2.2	-1.3	-2.2	-5.3	-8.9	-13.3	-18.8	-28.3	-41.5	-58.5
Idling Trucks	Leq	8.5	-40.5	-35.8	-31.7	-30.2	-25.3	-20.0	-20.9	-3.7	-13.5	-13.7	-13.0	-10.1	-6.6	-5.2	-4.7	-0.8	3.1	-1.8	-0.8	-1.7	-4.8	-8.5	-12.8	-18.4	-27.9	-41.1	-58.0
Idling Trucks	CNEL	7.6	-41.4	-36.7	-32.6	-31.0	-26.2	-20.9	-21.8	-4.6	-14.5	-14.6	-13.8	-10.9	-7.5	-6.1	-5.5	-1.7	2.2	-2.6	-1.7	-2.7	-5.8	-9.5	-14.0	-19.7	-29.5	-43.1	-60.7
Idling Trucks	Leq	8.1	-40.9	-36.2	-32.1	-30.6	-25.7	-20.4	-21.3	-4.1	-14.0	-14.1	-13.4	-10.5	-7.0	-5.6	-5.1	-1.3	2.7	-2.2	-1.2	-2.2	-5.3	-9.0	-13.5	-19.2	-29.0	-42.6	-60.2

Duke Patterson Warehouse Contribution spectra - 001 - Duke Patterson Warehouse: Outdoor SP

23

Source	Time slice	Sum	25Hz	31.5Hz	40Hz	50Hz	63Hz	80Hz	100Hz	125Hz	160Hz	200Hz	250Hz	315Hz	400Hz	500Hz	630Hz	800Hz	1kHz	1.25kHz	1.6kHz	2kHz	2.5kHz	3.15kHz	4kHz	5kHz	6.3kHz	8kHz	10kHz
		dB(A)	dB(A)	dB(A)	dB(A)	dB(A)	dB(A)	dB(A)	dB(A)	dB(A)	dB(A)	dB(A)	dB(A)	dB(A)	dB(A)	dB(A)	dB(A)	dB(A)	dB(A)	dB(A)	dB(A)	dB(A)	dB(A)	dB(A)	dB(A)	dB(A)	dB(A)	dB(A)	dB(A)
Idling Trucks	CNEL	7.0	-41.8	-37.1	-33.0	-31.5	-26.6	-21.3	-22.4	-7.5	-15.0	-15.1	-14.3	-11.4	-8.0	-6.6	-6.1	-2.2	1.7	-3.2	-2.2	-3.2	-6.4	-10.2	-14.8	-20.8	-30.9	-45.1	-63.4
Idling Trucks	Leq	7.5	-41.3	-36.6	-32.5	-31.0	-26.1	-20.8	-21.9	-7.1	-14.5	-14.6	-13.8	-11.0	-7.5	-6.1	-5.6	-1.7	2.2	-2.7	-1.8	-2.8	-6.0	-9.8	-14.4	-20.3	-30.4	-44.6	-62.9
Idling Trucks	CNEL	6.9	-41.9	-37.2	-33.1	-31.6	-26.7	-21.4	-22.5	-7.6	-15.1	-15.2	-14.4	-11.5	-8.1	-6.7	-6.2	-2.3	1.6	-3.3	-2.4	-3.3	-6.6	-10.4	-15.0	-21.0	-31.2	-45.5	-64.0
Idling Trucks	Leq	7.4	-41.4	-36.7	-32.6	-31.1	-26.2	-20.9	-22.0	-7.2	-14.6	-14.7	-13.9	-11.1	-7.6	-6.2	-5.7	-1.8	2.1	-2.8	-1.9	-2.9	-6.1	-9.9	-14.5	-20.6	-30.7	-45.0	-63.5
Idling Trucks	CNEL	6.8	-42.0	-37.3	-33.2	-31.6	-26.8	-21.5	-22.6	-7.8	-15.2	-15.3	-14.5	-11.6	-8.2	-6.8	-6.3	-2.4	1.5	-3.4	-2.5	-3.5	-6.7	-10.5	-15.2	-21.3	-31.5	-45.9	-64.6
Idling Trucks	Leq	7.2	-41.5	-36.8	-32.7	-31.2	-26.3	-21.0	-22.1	-7.3	-14.8	-14.8	-14.0	-11.2	-7.7	-6.3	-5.8	-1.9	2.0	-2.9	-2.0	-3.0	-6.2	-10.1	-14.7	-20.8	-31.1	-45.4	-64.1
Idling Trucks	CNEL	7.4	-41.5	-36.8	-32.7	-31.1	-26.2	-21.0	-21.9	-7.1	-14.6	-14.7	-13.9	-11.0	-7.6	-6.2	-5.6	-1.8	2.1	-2.7	-1.8	-2.8	-5.9	-9.6	-14.1	-19.9	-29.7	-43.4	-61.2
Idling Trucks	Leq	7.9	-41.0	-36.3	-32.2	-30.6	-25.8	-20.5	-21.5	-6.6	-14.1	-14.2	-13.4	-10.6	-7.1	-5.7	-5.2	-1.3	2.6	-2.3	-1.3	-2.3	-5.5	-9.2	-13.6	-19.4	-29.3	-43.0	-60.7
Idling Trucks	CNEL	7.3	-41.6	-36.9	-32.7	-31.2	-26.3	-21.1	-22.0	-7.2	-14.7	-14.8	-14.0	-11.1	-7.7	-6.3	-5.7	-1.9	2.0	-2.9	-1.9	-2.9	-6.1	-9.8	-14.3	-20.1	-30.0	-43.8	-61.7
Idling Trucks	Leq	7.8	-41.1	-36.4	-32.3	-30.7	-25.9	-20.6	-21.6	-6.7	-14.2	-14.3	-13.5	-10.7	-7.2	-5.8	-5.3	-1.4	2.5	-2.4	-1.4	-2.4	-5.6	-9.3	-13.8	-19.7	-29.6	-43.4	-61.2
Idling Trucks	CNEL	7.1	-41.7	-37.0	-32.9	-31.4	-26.5	-21.2	-22.3	-7.4	-14.9	-15.0	-14.2	-11.3	-7.9	-6.5	-6.0	-2.1	1.8	-3.1	-2.1	-3.1	-6.3	-10.1	-14.7	-20.6	-30.6	-44.6	-62.8
Idling Trucks	Leq	7.6	-41.2	-36.6	-32.4	-30.9	-26.0	-20.8	-21.8	-6.9	-14.4	-14.5	-13.7	-10.9	-7.4	-6.0	-5.5	-1.6	2.3	-2.6	-1.7	-2.6	-5.8	-9.6	-14.2	-20.1	-30.1	-44.2	-62.4
Idling Trucks	CNEL	8.5	-40.6	-35.9	-31.8	-30.3	-25.4	-20.2	-20.9	-3.7	-13.6	-13.8	-13.0	-10.1	-6.7	-5.3	-4.7	-1.0	3.0	-1.8	-0.9	-1.8	-4.8	-8.4	-12.7	-18.1	-27.3	-40.2	-56.6
Idling Trucks	Leq	8.9	-40.1	-35.5	-31.3	-29.8	-24.9	-19.7	-20.4	-3.2	-13.1	-13.3	-12.6	-9.7	-6.2	-4.8	-4.3	-0.5	3.5	-1.4	-0.4	-1.3	-4.4	-7.9	-12.2	-17.6	-26.8	-39.7	-56.1
Idling Trucks	CNEL	9.5	-39.2	-34.6	-30.6	-29.1	-24.3	-19.1	-19.6	-2.6	-12.5	-12.8	-12.1	-9.2	-5.7	-4.3	-3.7	0.0	4.0	-0.9	0.1	-0.8	-3.7	-7.2	-11.2	-16.3	-25.0	-37.0	-52.2
Idling Trucks	Leq	9.9	-38.7	-34.1	-30.1	-28.6	-23.8	-18.6	-19.2	-2.1	-12.0	-12.4	-11.6	-8.7	-5.2	-3.8	-3.3	0.5	4.4	-0.4	0.6	-0.3	-3.3	-6.7	-10.7	-15.8	-24.5	-36.5	-51.7
Idling Trucks	CNEL	9.4	-39.4	-34.8	-30.7	-29.2	-24.4	-19.2	-19.8	-2.7	-12.5	-12.9	-12.1	-9.2	-5.8	-4.4	-3.8	-0.1	3.9	-1.0	0.0	-0.8	-3.8	-7.3	-11.3	-16.4	-25.2	-37.2	-52.5
Idling Trucks	Leq	9.9	-38.9	-34.3	-30.2	-28.8	-23.9	-18.7	-19.3	-2.2	-12.1	-12.4	-11.7	-8.8	-5.3	-3.9	-3.3	0.4	4.4	-0.5	0.5	-0.4	-3.4	-6.8	-10.8	-15.9	-24.7	-36.7	-52.1
Idling Trucks	CNEL	9.3	-39.5	-34.9	-30.9	-29.4	-24.5	-19.3	-19.9	-2.8	-12.6	-13.0	-12.2	-9.3	-5.8	-4.5	-3.9	-0.2	3.8	-1.0	-0.1	-0.9	-3.9	-7.4	-11.4	-16.6	-25.3	-37.5	-52.9
Idling Trucks	Leq	9.8	-39.1	-34.4	-30.4	-28.9	-24.0	-18.8	-19.4	-2.3	-12.2	-12.5	-11.7	-8.8	-5.4	-4.0	-3.4	0.3	4.3	-0.6	0.4	-0.4	-3.4	-6.9	-11.0	-16.1	-24.9	-37.0	-52.4
Idling Trucks	CNEL	9.8	-38.3	-33.7	-29.7	-28.2	-23.5	-18.3	-18.9	-2.1	-12.0	-12.5	-11.8	-8.9	-5.4	-4.0	-3.4	0.3	4.3	-0.6	0.4	-0.4	-3.4	-6.8	-10.8	-15.8	-24.3	-36.1	-51.0
Idling Trucks	Leq	10.3	-37.8	-33.2	-29.2	-27.8	-23.0	-17.8	-18.4	-1.6	-11.5	-12.1	-11.3	-8.4	-4.9	-3.5	-2.9	0.8	4.8	-0.1	0.9	0.0	-2.9	-6.3	-10.3	-15.3	-23.8	-35.6	-50.5
Idling Trucks	CNEL	9.7	-38.6	-34.0	-30.0	-28.5	-23.8	-18.6	-19.1	-2.2	-12.1	-12.6	-11.8	-8.9	-5.4	-4.1	-3.5	0.2	4.2	-0.6	0.3	-0.5	-3.5	-6.9	-10.9	-15.9	-24.5	-36.3	-51.3
Idling Trucks	Leq	10.2	-38.1	-33.5	-29.5	-28.1	-23.3	-18.1	-18.7	-1.7	-11.6	-12.1	-11.4	-8.4	-5.0	-3.6	-3.0	0.7	4.7	-0.2	0.8	0.0	-3.0	-6.4	-10.4	-15.4	-24.0	-35.8	-50.8
Idling Trucks	CNEL	9.5	-39.0	-34.4	-30.4	-28.9	-24.1	-18.9	-19.5	-2.5	-12.3	-12.8	-12.0	-9.1	-5.6	-4.2	-3.7	0.1	4.0	-0.8	0.2	-0.7	-3.7	-7.1	-11.1	-16.1	-24.8	-36.7	-51.9
Idling Trucks	Leq	10.0	-38.6	-33.9	-29.9	-28.5	-23.7	-18.4	-19.0	-2.0	-11.9	-12.3	-11.5	-8.6	-5.1	-3.7	-3.2	0.6	4.5	-0.3	0.7	-0.2	-3.2	-6.6	-10.6	-15.7	-24.3	-36.3	-51.4
Idling Trucks	CNEL	9.2	-39.7	-35.1	-31.0	-29.5	-24.6	-19.4	-20.0	-2.9	-12.8	-13.1	-12.3	-9.4	-5.9	-4.5	-4.0	-0.2	3.7	-1.1	-0.1	-1.0	-4.0	-7.5	-11.6	-16.7	-25.5	-37.7	-53.3
Idling Trucks	Leq	9.7	-39.2	-34.6	-30.5	-29.0	-24.2	-18.9	-19.5	-2.4	-12.3	-12.6	-11.8	-8.9	-5.4	-4.1	-3.5	0.2	4.2	-0.6	0.3	-0.5	-3.5	-7.0	-11.1	-16.2	-25.1	-37.3	-52.8
Idling Trucks	CNEL	8.8	-40.3	-35.6	-31.5	-30.0	-25.1	-19.9	-20.6	-3.4	-13.3	-13.5	-12.8	-9.9	-6.4	-5.0	-4.4	-0.7	3.3	-1.6	-0.6	-1.5	-4.5	-8.0	-12.2	-17.5	-26.6	-39.2	-55.3
Idling Trucks	Leq	9.2	-39.8	-35.1	-31.0	-29.5	-24.7	-19.4	-20.1	-2.9	-12.8	-13.1	-12.3	-9.4	-5.9	-4.5	-4.0	-0.2	3.8	-1.1	-0.1	-1.0	-4.0	-7.6	-11.7	-17.0	-26.1	-38.7	-54.8
Idling Trucks	CNEL	8.7	-40.4	-35.7	-31.6	-30.1	-25.2	-20.0	-20.7	-3.5	-13.4	-13.6	-12.9	-10.0	-6.5	-5.1	-4.5	-0.8	3.2	-1.6	-0.7	-1.6	-4.6	-8.2	-12.3	-17.7	-26.8	-39.5	-55.7
Idling Trucks	Leq	9.1	-39.9	-35.2	-31.1	-29.6	-24.8	-19.5	-20.2	-3.0	-12.9	-13.1	-12.4	-9.5	-6.0	-4.6	-4.1	-0.3	3.7	-1.2	-0.2	-1.1	-4.1	-7.7	-11.9	-17.2	-26.3	-39.0	-55.2
Idling Trucks	CNEL	8.6	-40.5	-35.8	-31.7	-30.2	-25.3	-20.1	-20.8	-3.6	-13.5	-13.7	-13.0	-10.0	-6.6	-5.2	-4.6	-0.9	3.1	-1.7	-0.8	-1.7	-4.7	-8.3	-12.5	-17.9	-27.1	-39.8	-56.1
Idling Trucks	Leq	9.0	-40.0	-35.3	-31.2	-29.7	-24.9	-19.6	-20.3	-3.1	-13.0	-13.2	-12.5	-9.6	-6.1	-4.7	-4.2	-0.4	3.6	-1.3	-0.3	-1.2	-4.3	-7.8	-12.0	-17.4	-26.6	-39.3	-55.7
Idling Trucks	CNEL	9.1	-39.8	-35.2	-31.1	-29.6	-24.7	-19.5	-20.1	-3.0	-12.8	-13.2	-12.4	-9.5	-6.0	-4.6	-4.1	-0.3	3.6	-1.2	-0.2	-1.1	-4.1	-7.6	-11.7	-16.9	-25.7	-38.0	-53.6
Idling Trucks	Leq	9.6	-39.3	-34.7	-30.6	-29.1	-24.3	-19.0	-19.6	-2.5	-12.4	-12.7	-11.9	-9.0	-5.5	-4.1	-3.6	0.2	4.1	-0.7	0.3	-0.6	-3.6	-7.1	-11.2	-16.4	-25.3	-37.5	-53.1

Duke Patterson Warehouse Contribution spectra - 001 - Duke Patterson Warehouse: Outdoor SP

23

Source	Time slice	Sum	25Hz	31.5Hz	40Hz	50Hz	63Hz	80Hz	100Hz	125Hz	160Hz	200Hz	250Hz	315Hz	400Hz	500Hz	630Hz	800Hz	1kHz	1.25kHz	1.6kHz	2kHz	2.5kHz	3.15kHz	4kHz	5kHz	6.3kHz	8kHz	10kHz
		dB(A)	dB(A)	dB(A)	dB(A)	dB(A)	dB(A)	dB(A)	dB(A)	dB(A)	dB(A)	dB(A)	dB(A)	dB(A)	dB(A)	dB(A)	dB(A)	dB(A)	dB(A)	dB(A)	dB(A)	dB(A)	dB(A)	dB(A)	dB(A)	dB(A)	dB(A)	dB(A)	dB(A)
Idling Trucks	CNEL	9.0	-40.0	-35.3	-31.2	-29.7	-24.9	-19.6	-20.2	-3.1	-12.9	-13.3	-12.5	-9.6	-6.1	-4.7	-4.2	-0.4	3.6	-1.3	-0.3	-1.2	-4.2	-7.7	-11.8	-17.0	-25.9	-38.3	-54.0
Idling Trucks	Leq	9.5	-39.5	-34.8	-30.7	-29.2	-24.4	-19.1	-19.8	-2.6	-12.5	-12.8	-12.0	-9.1	-5.6	-4.2	-3.7	0.1	4.0	-0.8	0.2	-0.7	-3.7	-7.2	-11.3	-16.5	-25.5	-37.8	-53.5
Idling Trucks	CNEL	8.8	-40.2	-35.5	-31.4	-29.9	-25.0	-19.8	-20.5	-3.3	-13.2	-13.4	-12.7	-9.8	-6.3	-4.9	-4.4	-0.6	3.4	-1.5	-0.5	-1.4	-4.4	-7.9	-12.1	-17.3	-26.4	-38.9	-54.8
Idling Trucks	Leq	9.3	-39.7	-35.0	-30.9	-29.4	-24.6	-19.3	-20.0	-2.8	-12.7	-13.0	-12.2	-9.3	-5.8	-4.4	-3.9	-0.1	3.9	-1.0	0.0	-0.9	-3.9	-7.4	-11.6	-16.9	-25.9	-38.4	-54.3
31 Parking: Spaces 10	CNEL	3.6					-3.4			1.2			-8.4		-6.5				-9.7			-12.6			-28.7			-76.5	
31 Parking: Spaces 10	Leq	6.6					-0.3			4.2			-5.4		-3.5				-6.7			-9.6			-25.7			-73.5	
Parking 1: Spaces 30	CNEL	10.2					3.4			7.7			-2.2		-0.5				-2.6			-7.0			-23.6			-72.2	
Parking 1: Spaces 30	Leq	13.2					6.4			10.7			0.8		2.5				0.4			-4.0			-20.6			-69.2	
Parking 2: Spaces 20	CNEL	6.9					0.7			4.5			-5.6		-4.1				-7.6			-10.5			-26.4			-71.3	
Parking 2: Spaces 20	Leq	10.0					3.7			7.6			-2.6		-1.1				-4.6			-7.5			-23.4			-68.3	
Parking 3: Spaces 20	CNEL	7.2					1.0			4.8			-5.5		-4.0				-7.4			-10.2			-25.5			-68.3	
Parking 3: Spaces 20	Leq	10.2					4.0			7.8			-2.5		-1.0				-4.4			-7.2			-22.5			-65.3	
Parking 4: Spaces 20	CNEL	7.4					1.3			5.0			-5.3		-3.8				-7.2			-9.9			-24.6			-65.4	
Parking 4: Spaces 20	Leq	10.4					4.3			8.0			-2.3		-0.8				-4.2			-6.9			-21.6			-62.4	
Parking 5: Spaces 20	CNEL	7.8					1.7			5.3			-5.1		-3.6				-7.0			-9.6			-23.7			-62.5	
Parking 5: Spaces 20	Leq	10.8					4.7			8.3			-2.1		-0.6				-3.9			-6.5			-20.7			-59.5	
Parking 6: Spaces 14	CNEL	5.8					0.0			3.4			-7.2		-5.8				-9.1			-11.6			-25.3			-62.6	
Parking 6: Spaces 14	Leq	8.8					3.0			6.4			-4.2		-2.8				-6.0			-8.6			-22.3			-59.6	
Parking 7: Spaces 15	CNEL	9.6					2.9			6.9			-4.1		-2.4				-1.8			-1.9			-13.0			-48.4	
Parking 7: Spaces 15	Leq	12.6					5.9			9.9			-1.1		0.6				1.2			1.1			-10.0			-45.4	
Parking 8: Spaces 15	CNEL	-1.5					-7.1			-4.1			-14.8		-13.7				-16.4			-17.0			-30.5			-75.8	
Parking 8: Spaces 15	Leq	1.5					-4.1			-1.1			-11.8		-10.7				-13.4			-14.0			-27.5			-72.8	
Parking 9: Spaces 10	CNEL	-4.9					-10.5			-7.5			-18.3		-17.1				-19.5			-19.8			-32.6			-75.5	
Parking 9: Spaces 10	Leq	-1.9					-7.5			-4.5			-15.3		-14.1				-16.5			-16.8			-29.6			-72.5	
Parking 10: Spaces 10	CNEL	-4.5					-10.1			-7.1			-17.9		-16.7				-19.1			-19.1			-31.4			-72.4	
Parking 10: Spaces 10	Leq	-1.5					-7.1			-4.1			-14.9		-13.7				-16.1			-16.1			-28.4			-69.4	
Parking 11: Spaces 10	CNEL	-4.0					-9.6			-6.7			-17.5		-16.3				-18.5			-18.5			-30.3			-69.4	
Parking 11: Spaces 10	Leq	-1.0					-6.6			-3.7			-14.5		-13.3				-15.5			-15.5			-27.2			-66.4	
Parking 12: Spaces 10	CNEL	-3.6					-9.1			-6.2			-17.2		-16.0				-18.0			-17.8			-29.1			-66.4	
Parking 12: Spaces 10	Leq	-0.6					-6.1			-3.2			-14.2		-12.9				-15.0			-14.8			-26.1			-63.4	
Parking 13: Spaces 8	CNEL	-4.0					-9.4			-6.7			-17.9		-16.6				-18.4			-18.1			-29.0			-64.9	
Parking 13: Spaces 8	Leq	-1.0					-6.4			-3.7			-14.9		-13.6				-15.4			-15.1			-26.0			-61.8	
Parking 14: Spaces 9	CNEL	-1.7					-6.7			-4.4			-16.5		-15.5				-17.0			-16.7			-27.2			-61.3	
Parking 14: Spaces 9	Leq	1.3					-3.7			-1.4			-13.4		-12.5				-14.0			-13.7			-24.2			-58.3	
Parking 15: Spaces 10	CNEL	1.6					-5.1			-0.8			-10.6		-9.0				-12.4			-15.7			-33.7			-87.6	
Parking 15: Spaces 10	Leq	4.6					-2.1			2.2			-7.6		-5.9				-9.4			-12.7			-30.7			-84.6	

Duke Patterson Warehouse Contribution spectra - 001 - Duke Patterson Warehouse: Outdoor SP

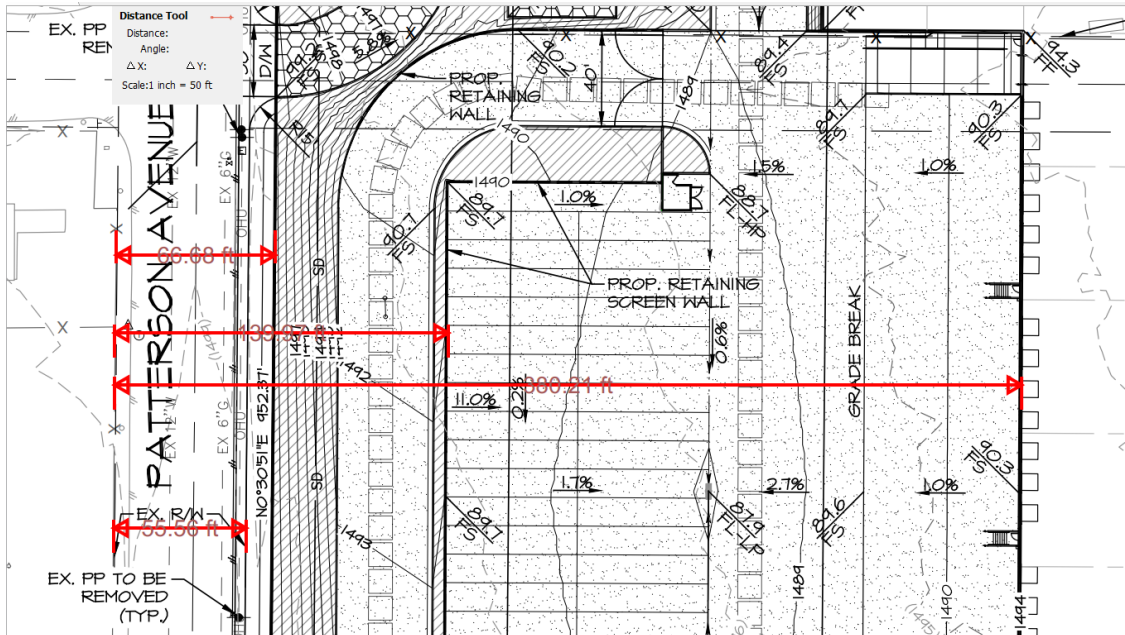
23

Source	Time slice	Sum	25Hz	31.5Hz	40Hz	50Hz	63Hz	80Hz	100Hz	125Hz	160Hz	200Hz	250Hz	315Hz	400Hz	500Hz	630Hz	800Hz	1kHz	1.25kHz	1.6kHz	2kHz	2.5kHz	3.15kHz	4kHz	5kHz	6.3kHz	8kHz	10kHz
		dB(A)	dB(A)	dB(A)	dB(A)	dB(A)	dB(A)	dB(A)	dB(A)	dB(A)	dB(A)	dB(A)	dB(A)	dB(A)	dB(A)	dB(A)	dB(A)	dB(A)	dB(A)	dB(A)	dB(A)	dB(A)	dB(A)	dB(A)	dB(A)	dB(A)	dB(A)	dB(A)	dB(A)
Parking 16: Spaces 9	CNEL	1.9					-5.1			-0.5			-10.1			-8.2			-11.5			-14.8			-32.9			-87.4	
Parking 16: Spaces 9	Leq	4.9					-2.1			2.5			-7.1			-5.2			-8.5			-11.8			-29.9			-84.4	
Parking 17: Spaces 10	CNEL	1.0					-5.5			-1.4			-11.3			-9.8			-13.3			-16.6			-34.3			-87.3	
Parking 17: Spaces 10	Leq	4.0					-2.4			1.7			-8.3			-6.8			-10.3			-13.6			-31.3			-84.3	
Parking 18: Spaces 5	CNEL	-4.1					-10.0			-6.5			-16.8			-15.5			-19.1			-22.5			-39.4			-88.5	
Parking 18: Spaces 5	Leq	-1.1					-7.0			-3.4			-13.8			-12.5			-16.1			-19.4			-36.4			-85.5	
Parking 19: Spaces 6	CNEL	1.3					-6.2			-1.3			-10.5			-8.2			-11.2			-14.3			-31.9			-85.5	
Parking 19: Spaces 6	Leq	4.3					-3.2			1.7			-7.4			-5.2			-8.2			-11.3			-28.9			-82.4	
Parking 20: Spaces 12	CNEL	3.5					-3.2			1.1			-8.8			-7.1			-10.4			-13.7			-31.1			-83.3	
Parking 20: Spaces 12	Leq	6.5					-0.2			4.1			-5.7			-4.0			-7.4			-10.6			-28.1			-80.2	
Parking 21: Spaces 10	CNEL	-0.3					-6.5			-2.7			-12.9			-11.4			-14.9			-18.1			-34.7			-83.7	
Parking 21: Spaces 10	Leq	2.7					-3.5			0.3			-9.9			-8.4			-11.9			-15.1			-31.7			-80.7	
Parking 22: Spaces 5	CNEL	-1.7					-8.2			-4.1			-14.0			-12.5			-15.9			-19.2			-36.3			-87.3	
Parking 22: Spaces 5	Leq	1.3					-5.2			-1.0			-11.0			-9.5			-12.9			-16.1			-33.3			-84.3	
Parking 23: Spaces 10	CNEL	3.4					-3.5			1.0			-8.6			-6.8			-10.1			-12.9			-29.0			-76.3	
Parking 23: Spaces 10	Leq	6.4					-0.5			4.0			-5.6			-3.8			-7.0			-9.9			-26.0			-73.3	
Parking 24: Spaces 10	CNEL	3.9					-3.3			1.4			-7.9			-5.9			-9.0			-11.9			-28.3			-77.0	
Parking 24: Spaces 10	Leq	6.9					-0.3			4.4			-4.9			-2.9			-6.0			-8.9			-25.3			-74.0	
Parking 25: Spaces 14	CNEL	6.2					-0.6			3.8			-6.0			-4.2			-7.5			-10.4			-26.5			-73.6	
Parking 25: Spaces 14	Leq	9.2					2.4			6.8			-3.0			-1.2			-4.5			-7.4			-23.5			-70.6	
Parking 26: Spaces 10	CNEL	0.4					-5.7			-2.0			-12.3			-10.9			-14.4			-17.3			-32.7			-75.7	
Parking 26: Spaces 10	Leq	3.4					-2.6			1.0			-9.3			-7.9			-11.4			-14.3			-29.7			-72.7	
Parking 27: Spaces 10	CNEL	3.0					-3.9			0.6			-9.1			-7.4			-10.7			-13.6			-30.1			-79.0	
Parking 27: Spaces 10	Leq	6.0					-0.8			3.6			-6.1			-4.4			-7.6			-10.6			-27.1			-76.0	
Parking 28: Spaces 20	CNEL	7.5					1.1			5.1			-5.0			-3.4			-6.8			-9.8			-26.0			-72.7	
Parking 28: Spaces 20	Leq	10.5					4.1			8.1			-1.9			-0.4			-3.8			-6.8			-22.9			-69.7	
Parking 29: Spaces 9	CNEL	-0.4					-6.4			-2.8			-13.2			-11.8			-15.3			-18.3			-33.3			-76.5	
Parking 29: Spaces 9	Leq	2.6					-3.4			0.2			-10.2			-8.8			-12.3			-15.2			-30.3			-73.5	
Parking 30: Spaces 3	CNEL	-5.0					-11.0			-7.4			-17.8			-16.4			-19.9			-22.8			-38.2			-81.6	
Parking 30: Spaces 3	Leq	-2.0					-8.0			-4.4			-14.8			-13.4			-16.9			-19.8			-35.2			-78.6	
Trailer Stall 1: Spaces 72	CNEL	13.7	-25.9	-21.3	-17.4	-16.1	-11.5	-6.6	-8.8	5.6	-4.8	-2.9	-2.8	-0.6	1.7	2.2	1.9	4.1	7.6	2.3	1.4	-0.3	-5.5	-11.8	-19.9	-30.6	-47.6	-71.3	
Trailer Stall 1: Spaces 72	Leq	16.8	-22.9	-18.3	-14.4	-13.1	-8.5	-3.6	-5.8	8.6	-1.8	0.1	0.2	2.4	4.7	5.3	4.9	7.1	10.6	5.4	4.5	2.7	-2.5	-8.8	-16.8	-27.6	-44.5	-68.3	
Trailer Stall 2: Spaces 47	CNEL	28.4	-19.7	-15.1	-11.0	-9.5	-4.7	0.6	0.2	15.0	5.1	5.7	6.5	9.3	13.3	14.5	14.8	18.5	23.5	18.9	18.8	17.8	14.6	10.8	6.4	0.9	-8.3	-20.3	-34.6
Trailer Stall 2: Spaces 47	Leq	31.4	-16.7	-12.1	-8.0	-6.5	-1.7	3.6	3.2	18.0	8.1	8.7	9.5	12.3	16.3	17.5	17.9	21.5	26.5	21.9	21.8	20.8	17.6	13.8	9.4	3.9	-5.3	-17.3	-31.5
Trailer Stall 3: Spaces 22	CNEL	25.6	-22.6	-18.0	-13.9	-12.4	-7.6	-2.4	-2.4	12.4	2.4	3.2	3.9	6.8	10.4	11.6	12.1	16.1	20.8	15.8	15.7	14.7	11.5	7.9	3.8	-1.4	-9.8	-20.9	-34.0
Trailer Stall 3: Spaces 22	Leq	28.6	-19.6	-15.0	-10.9	-9.4	-4.6	0.6	0.6	15.4	5.4	6.3	6.9	9.8	13.4	14.6	15.1	19.1	23.8	18.8	18.7	17.7	14.5	10.9	6.8	1.6	-6.8	-17.9	-31.0

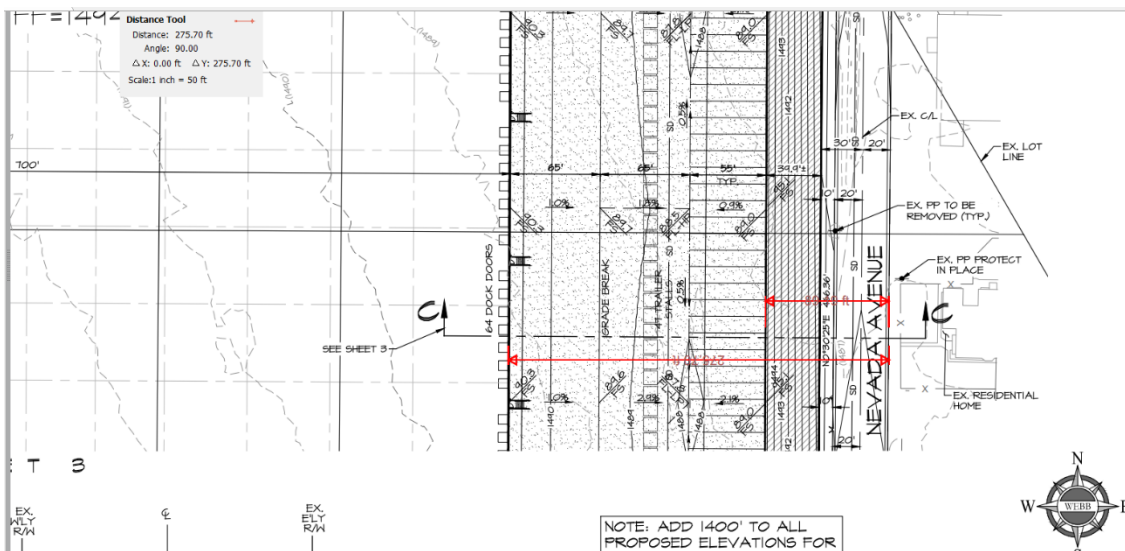
Appendix D RCNM Runs

Evaluated Distances for Construction

Western receiver: daytime distance: 140 feet (parking lot edge to residence PL) + 30 feet (residence PL to actual house, including setback distance) = 170 feet. Equipment: 1 concrete truck/grader.



Eastern receiver: daytime distance: 89 feet (parking lot edge to the residence PL) + 30 feet (residence setback) = 119 feet. Equipment 1 concrete truck/grader.
 nighttime distance: 275 feet (warehouse building footprint edge to residence PL) + 30 feet (residence setback) = 305 feet. Equipment 10 concrete trucks.



Receptor 1 - 170ft to the West - Daytime

Construction Phase Equipment Item	# of Items	Item Lmax at 50 feet, dBA ¹	Distance to Receptor, feet ³	Item Usage Percent ¹	Ground Factor ²	Usage Factor	Receptor Item Lmax, dBA	Muffler Lmax
GRADE								
Excavator		86	170	40	0.5	0.40		
Grader	1	86	96	40	0.5	0.40	78.9	63.9
Dozer		85	170	40	0.5	0.40		
Scraper		85	170	40	0.5	0.40		
Tractor		80	170	40	0.5	0.40		
						Log Sum	78.9	63.9
BUILD								
Crane		81	170	16	0.5	0.16		
Forklifts		65	170	40	0.5	0.40		
Generator		81	170	50	0.5	0.50		
Tractor		80	170	40	0.5	0.40		
Welder/Torch		74	170	40	0.5	0.40		
Concrete Pump Truck	10	81	170	20	0.5	0.20	67.7	52.7
							67.7	52.7
PAVE								
Paver		77	170	50	0.5	0.50		
Compactor (ground)		83	170	20	0.5	0.20		
Roller		80	170	20	0.5	0.20		
Concrete Pump Truck	10	81	170	20	0.5	0.20	67.7	52.7
							67.7	52.7
ARCH COAT								
Compressor (air)	1	78	170	40	0.5	0.40	64.7	49.7
							64.7	49.7

¹FHWA Construction Noise Handbook: Table 9.1 RCNM Default Noise Emission Reference Levels and Usage Factors

²FTA Transit Noise and Vibration Impact Assessment Manual Section 7.1, 0.66 for soft ground and 0 for hard ground

³Distance considers pavement and building location to receiver PL plus setback

Receptor 1 - 410ft to the West - Nighttime

Construction Phase Equipment Item	# of Items	Item Lmax at 50 feet, dBA ¹	Distance to Receptor, feet ³	Item Usage Percent ¹	Ground Factor ²	Usage Factor	Receptor Item Lmax, dBA	Muffler
GRADE								
						Log Sum	N/A	
BUILD								
Concrete Pump Truck	10	81	410	20	0.5	0.20	58.2	43.2
							58.2	43.2
PAVE								
							N/A	
ARCH COAT								
							N/A	N/A

¹FHWA Construction Noise Handbook: Table 9.1 RCNM Default Noise Emission Reference Levels and Usage Factors

²FTA Transit Noise and Vibration Impact Assessment Manual Section 7.1, 0.66 for soft ground and 0 for hard ground

³Distance considers pavement and building location to receiver PL plus setback

Receptor 3 - 119ft to the East - Daytime

Construction Phase Equipment Item	# of Items	Item Lmax at 50 feet, dBA ¹	Distance to Receptor, feet ³	Item Usage Percent ¹	Ground Factor ²	Usage Factor	Receptor Item Lmax, dBA	Muffler Lmax
GRADE								
Excavator		86	119	40	0.5	0.40		
Grader	1	86	90	40	0.5	0.40	79.6	64.6
Dozer		85		40	0.5	0.40		
Scraper		85		40	0.5	0.40		
Tractor		80		40	0.5	0.40		
						Log Sum	79.6	64.6
BUILD								
Crane		81	119	16	0.5	0.16		
Forklifts		65	119	40	0.5	0.40		
Generator		81	119	50	0.5	0.50		
Tractor		80	119	40	0.5	0.40		
Welder/Torch		74	119	40	0.5	0.40		
Concrete Pump Truck	10	81	119	20	0.5	0.20	71.6	56.6
							71.6	56.6
PAVE								
Paver		77	119	50	0.5	0.50		
Compactor (ground)		83	119	20	0.5	0.20		
Roller		80	119	20	0.5	0.20		
Concrete Pump Truck	10	81	119	20	0.5	0.20	71.6	56.6
							71.6	56.6
ARCH COAT								
Compressor (air)	1	78	119	40	0.5	0.40	68.6	53.6
							68.6	53.6

¹FHWA Construction Noise Handbook: Table 9.1 RCNM Default Noise Emission Reference Levels and Usage Factors

²FTA Transit Noise and Vibration Impact Assessment Manual Section 7.1, 0.66 for soft ground and 0 for hard ground

³Distance considers pavement and building location to receiver PL plus setback

Receptor 3 - 305ft to the East - Nighttime

Construction Phase Equipment Item	# of Items	Item Lmax at 50 feet, dBA ¹	Distance to Receptor, feet ³	Item Usage Percent ¹	Ground Factor ²	Usage Factor	Receptor Item Lmax, dBA	Muffler
GRADE								
						Log Sum	N/A	N/A
BUILD								
Concrete Pump Truck	10	81	305	20	0.5	0.20	61.4	46.4
							61.4	46.4
PAVE								
Concrete Pump Truck								
							N/A	N/A
ARCH COAT								
							N/A	N/A

¹FHWA Construction Noise Handbook: Table 9.1 RCNM Default Noise Emission Reference Levels and Usage Factors

²FTA Transit Noise and Vibration Impact Assessment Manual Section 7.1, 0.66 for soft ground and 0 for hard ground

³Distance considers pavement and building location to receiver PL plus setback