

# CITY OF PERRIS



FY 2013-2014 Consolidated Annual Performance  
and  
Evaluation Report (CAPER)

---

REPORT PERIOD:  
JULY 1, 2013 - JUNE 30, 2014

PRESENTED TO:

United States Department of  
Housing and Urban Development (HUD)

BY:

City of Perris  
Community Services Department

Richard Belmudez, City Manager  
Darren Madkin, Deputy City Manager

---

## TABLE OF CONTENTS

EXECUTIVE SUMMARY.....	4
<b>CR – 00: ADMINISTRATION.....</b>	<b>6</b>
GRANTEE AND ESG CONTACT INFORMATION.....	6
REPORTING PERIOD.....	6
<b>CR – 05: GOALS AND OUTCOMES.....</b>	<b>6</b>
PROGRESS MADE IN CARRYING OUT PLANNED ACTIVITIES .....	6
COMPARISON OF PROPOSED VERSUS ACTUAL OUTCOMES, PRIORITY NEEDS AND SPECIFIC OBJECTIVES.....	7
<b>CR – 10: RACIAL AND ETHNIC COMPOSITION.....</b>	<b>7</b>
FAMILIES ASSISTED .....	7
<b>CR – 15: RESOURCES AND INVESTMENTS.....</b>	<b>8</b>
RESOURCES MADE AVAILABLE FOR FY 2012-2013.....	8
OTHER FEDERAL/HUD RESOURCES.....	8
GEOGRAPHIC DISTRIBUTION.....	9
LEVERAGING.....	11
HOME MATCH REPORT .....	11
MATCH CONTRIBUTION .....	11
HOME PROGRAM INCOME.....	11
MINORITY BUSINESS ENTERPRISES AND WOMEN-OWNED BUSINESS ENTERPRISES.....	12
MINORITY OWNERS OF RENTAL PROPERTY.....	12
RELOCATION AND REAL PROPERTY ACQUISITION .....	12
<b>CR – 20: AFFORDABLE HOUSING.....</b>	<b>13</b>
EVALUATION OF THE CITY’S PROGRESS IN PROVIDING AFFORDABLE HOUSING .....	13
NUMBER OF HOUSEHOLDS.....	13
NUMBER OF HOUSEHOLDS SUPPORTED .....	13
DIFFERENCE BETWEEN GOALS & OUTCOMES; PROBLEMS MEETING GOALS	13
HOW OUTCOMES WILL IMPACT THE FUTURE OF ANNUAL ACTION PLANS.....	14
NUMBER OF EXTREMELY LOW, LOW AND MODERATE-INCOME PERSONS SERVED BY EACH HOUSING ACTIVITY.....	14
PUBLIC HOUSING STRATEGY .....	16
TOTAL NUMBER OF PERSONS SERVED.....	17
NUMBER OF PERSONS SERVED.....	17
<b>CR – 25: HOMELESS AND OTHER SPECIAL NEEDS.....</b>	<b>17</b>
REACHING OUT TO HOMELESS PERSONS AND ASSESSING NEEDS .....	17

---

ADDRESSING EMERGENCY SHELTER AND TRANSITIONAL HOUSING NEEDS OF HOMELESS PERSONS.....	18
HELPING HOMELESS PERSONS TRANSITION TO PERMANENT HOUSING .....	18
HOMELESS DISCHARGE COORDINATION POLICY .....	18
<b>CR – 30: PUBLIC HOUSING.....</b>	<b>19</b>
ACTIONS TAKEN TO ADDRESS THE NEEDS OF PUBLIC HOUSING .....	19
ACTIONS TAKEN TO ENCOURAGE PARTICIPATION OF PUBLIC HOUSING RESIDENTS.....	19
ACTIONS TAKEN TO PROVIDE ASSISTANCE TO TROUBLED PHA’S.....	19
<b>CR – 35: OTHER ACTIONS .....</b>	<b>19</b>
ACTIONS TO REMOVE BARRIERS TO AFFORDABLE HOUSING .....	19
ACTIONS TO MEET UNDERSERVED NEEDS.....	19
ACTIONS TO REDUCE LEAD-BASED PAINT HAZARDS .....	20
ACTIONS TO REDUCE THE NUMBER OF POVERTY-LEVEL FAMILIES .....	20
ACTIONS TO DEVELOP INSTITUTIONAL STRUCTURE.....	20
ACTIONS TO ENHANCE COORDINATION BETWEEN PUBLIC AND PRIVATE AGENCIES.....	21
ACTIONS TO OVERCOME THE EFFECTS OF IMPEDIMENTS TO FAIR HOUSING CHOICE .....	21
<b>CR – 40: MONITORING.....</b>	<b>22</b>
MONITORING STANDARDS AND PROCEDURES .....	22
CITIZEN PARTICIPATION PLAN.....	24
EFFORTS TO PROVIDE CITIZENS NOTICE AND REASONABLE OPPORTUNITY TO COMMENT ON PERFORMANCE REPORTS .....	26
<b>CR – 45 COMMUNITY DEVELOPMENT BLOCK GRANT .....</b>	<b>27</b>
CDBG PROGRAM ACCOMPLISHMENTS .....	27
CHANGES IN PROGRAM OBJECTIVIES .....	27
GRANTEE’S EFFORTS CARRYING OUT PLANNED ACTIONS IN FY 2012-2013..	28
IMPACT ON IDENTIFIED NEEDS .....	28
BARRIERS TO FULFILLING STRATEGIES .....	28
<i>CDBG Program</i> .....	28
BROWNFIELDS ECONOMIC DEVELOPMENT INITIATIVE (BEDI).....	29
BEDI ACCOMPLISHMENTS AND PROGRAM OUTCOMES .....	29
<b>CR – 50: HOME PROGRAM .....</b>	<b>29</b>
HOME PROJECTS INSPECTED DURING FY 12-13 BASED ON SCHEDULE IN 92.504(D) .....	29
AFFIRMATIVE MARKETING EFFORTS FOR HOME UNITS.....	29
HOME PROGRAM INCOME USED FOR PROJECTS DURING FY 12-13 .....	29
ACTIONS TAKEN TO FOSTER AND MAINTAIN AFFORDABLE HOUSING .....	29

<b>CR – 55: HOPWA .....</b>	<b>31</b>
HOPWA ASSISTANCE .....	31
<b>CR – 60: ESG SUBRECIPIENTS .....</b>	<b>31</b>
ESG SUBRECIPIENT INFORMATION .....	31
ESG REPORTING PERIOD.....	31
ESG SUBRECIPIENT FORM FOR ADDITIONAL INFO .....	31
<b>CR – 65: ESG PERSONS ASSISTED .....</b>	<b>32</b>
NUMBER OF PERSONS SERVED FOR HOMELESS PREVENTION ACTIVITIES..	32
NUMBER OF PERSONS SERVED FOR RAPID RE-HOUSING ACTIVITIES.....	32
NUMBER OF PERSONS SERVED FOR SHELTER ACTIVITIES .....	32
NUMBER OF PERSONS SERVED FOR STREET OUTREACH ACTIVITIES .....	32
TOTAL NUMBER OF PERSONS SERVED WITH ESG FUNDS .....	32
GENDER – FOR ALL ESG BENEFICIARIES .....	32
AGE – FOR ALL ESG BENEFICIARIES .....	32
SPECIAL POPULATIONS SERVED .....	32
<b>CR – 70: ESG SHELTER ASSISTANCE PROVIDED .....</b>	<b>33</b>
SHELTER UTILIZATION .....	33
<b>CR – 75: ESG EXPENDITURES .....</b>	<b>33</b>
ESG EXPENDITURES FOR HOMELESS PREVENTION .....	33
ESG EXPENDITURES FOR RAPID RE-HOUSING.....	33
ESG EXPENDITURES FOR EMERGENCY SHELTER.....	33
OTHER GRANT EXPENDITURES .....	33
TOTAL ESG GRANT FUNDS EXPENDED.....	33
MATCHING FUNDS.....	33
TOTAL OF ALL SOURCES OF FUNDS EXPENDED ON ESG ACTIVITIES .....	33
<b>PUBLIC NOTICE .....</b>	<b>34</b>
<b>APPENDIX 1: TABLE 1C – STATEMENT OF SPECIFIC ANNUAL OBJECTIVES &amp; RELATIONSHIP TO 5-YEAR GOALS.....</b>	<b>36</b>
<b>APPENDIX 2: PROOF OF PUBLICATION.....</b>	<b>38</b>
<b>APPENDIX 3: CAPER RESOLUTION.....</b>	<b>40</b>
<b>APPENDIX 4: IDIS REPORTS .....</b>	<b>42</b>

## CITY OF PERRIS

2013-2014

### Consolidated Annual Performance and Evaluation Report (CAPER)

In order to receive grant funding through the U.S Department of Housing and Urban Development (HUD), the City of Perris is required to prepare a written plan, called the Consolidated Plan, that establishes priorities, adopts strategies and sets goals over a five-year period for addressing community development and housing needs. In addition, at the beginning of each fiscal year, the City must prepare an Annual Action Plan which discusses how it intends to meet the goals and objectives of the Five-Year Consolidated Plan, including the types of projects and activities approved and funded. Finally, at the end of the fiscal year, the City must prepare a report describing the progress it has made in implementing the community development and housing activities outlined in its Annual Action Plan and that meet Five-Year Consolidated Plan goals. This end of the year report is called the Consolidated Annual Performance Evaluation Report (CAPER).

The City of Perris's 2013-2014 CAPER represents the fifth and final performance report of the 2009-2014 Consolidated Plan, which covers fiscal years 09-10, 10-11, 11-12, 12-13 and 13-14. This CAPER specifically describes activities undertaken during FY 13-14, incorporates public comments received regarding proposed activities and includes reports generated by HUD's Integrated Disbursement and Information System (IDIS), which reflect the accomplishments of the City in its national database.

### **EXECUTIVE SUMMARY**

The City of Perris's 2009-2014 Consolidated Plan outlined several goals to meet community development and housing needs, including housing, homelessness, neighborhood development, economic development and public services. The 2013-2014 Annual Action Plan indicated high priority needs for the fifth year of the Consolidated Plan and the strategies and objectives to meet those goals.

The following is a brief overview of the major strategies and objectives that were proposed for the year:

#### Housing Goals

Strategy 1: Provide Assistance to Enable Homeownership

- First Time Homebuyer Program (state HOME funds)
- Foreclosure Acquisition Program (NSP3 funds)

Strategy 2: Rehabilitate and Preserve Ownership Housing

- Owner Occupied Rehabilitation Program (state HOME funds)

Strategy 3: Expand Affordable Housing through New Construction

- Affordable Housing Projects

Strategy 4: Participate in a Neighborhood Stabilization Program (HUD NSP3 Funds)

Strategy 5: Reduce Exposure to Lead Based Paint Hazards

- Riverside County Childhood Lead Poisoning Prevention Program (County funded)

Strategy 6: Affirmatively Further Fair Housing

- Fair Housing Council of Riverside County (CDBG)

#### Homeless Goals

Strategy 7: Continuum of Care Homeless Assistance (County Assisted Program)

Strategy 8: Perris Homeless Task Force (Advisory – County Assisted)

#### Public Service Goals

Strategy 9: Provide Community and Supportive Services to the Elderly the Youth Special Populations through CDBG-funded public service programs and projects.

#### Community Development Goals

Strategy 10: Improve Infrastructure and Community Facilities in Target Areas

- Infrastructure Improvements (CDBG, CIP, General Fund)
- Community Facilities Improvements (CDBG, CIP, General Fund)

Strategy 11: Provide Program(s), which will primarily focus on building code violations and housing issues, such as Code Enforcement, in the CDBG Target Area (CDBG, General Fund)

Strategy 12: Facilitate Economic Development in Target Areas

- Commercial Façade Improvement Program (redevelopment)
- Perris Bank Building Renovation (redevelopment, grant)

#### Anti-Poverty and Affordable Housing Goals

Strategy 13: Evaluate Salient Affordable Housing and Anti-Poverty Programs, Projects, and

Financing Offered by Federal, State and County Sources (Economic Development Department budget)

Specific CDBG-funded activities undertaken during FY 2013-2014 included the following:

<b>Activity</b>	<b>Objective</b>	<b>Funded Amount</b>
CDBG Planning/Administration	N/A	\$162,673
Aquatics Program	SL-4: Public Service	\$20,447
Graffiti Abatement Program	SL-4: Public Service	\$20,446
Fair Housing Services	SL-4: Public Service	\$27,000
Youth Mentoring Program	SL-4: Public Service	\$24,870
Code Enforcement Program	SL-3:Non-Public Svc	\$158,973
Park Improvements – Metz Park	SL-2:Park Improvements	\$170,000
“Senior Home Repair Program	DJ-2:Non-Public Svc	\$228,959

**CR – 00: ADMINISTRATION**

The City of Perris’s Community Services Department – Housing Authority is the lead agency in the development and implementation of the Consolidated Action Plan, Annual Action Plan and CAPER.

**GRANTEE AND ESG CONTACT INFORMATION**

Grantee: City of Perris  
DUNS #: 00-494-9418  
CDBG Contact: Sara Cortes de Pavon

**REPORTING PERIOD**

The reporting period for this PY 2013 CAPER is the City’s Fiscal Year, which began July 1, 2013 and ended June 30, 2014.

**CR – 05: GOALS AND OUTCOMES**

**PROGRESS MADE IN CARRYING OUT PLANNED ACTIVITIES**

The City has worked with community agencies, internal departments, the general public and others to carry out its CDBG Program with the HUD resources indicated in the Consolidated Plan. The City provided all requested certifications of consistency in its Annual Action Plan, in a fair and impartial manner. More importantly, the City did not hinder Consolidated Plan implementation by action or willful inaction.

**Standardized Reallocation Process and Amendments to the Five-Year Consolidated Plan/Annual Action Plan**

During the fiscal year, the City assessed the status of its CDBG funded activities and projects. As a result, a public hearing was conducted to amend the Annual Action Plan. This action allowed the City to reprogram funds to provide funding to projects ready to move forward and to encourage timely expenditure of funds. All actions support the City’s Five-Year community development and housing objectives as identified in the City’s Consolidated Plan.

Date	Project/Activity	General Description
1-28-2014	Amendment to Consolidated Plan 2009-2014 and Annual Action Plan FY 2013-2014	Reallocation of Funds

**COMPARISON OF PROPOSED VERSUS ACTUAL OUTCOMES, PRIORITY NEEDS AND SPECIFIC OBJECTIVES**

See Table 1C (Attached): Table of Specific Annual Objectives and Relationship to Five-Year Consolidated Plan Goals. This Table provides an assessment of the City in attaining the goals and objectives for the reporting period. It also provides a breakdown of the priority needs, as well as funds allocated and expended on grant activities for each goal and objective.

**CR – 10: RACIAL AND ETHNIC COMPOSITION**

**NARRATIVE**

The City does not receive HOME or ESG Entitlement Funding. The following table depicts the racial and ethnic breakdown for all beneficiaries of CDBG Program activities for FY 2013-2014.

**FAMILIES ASSISTED**

	CDBG	HOME	ESG
<b>RACE:</b>			
White	212		
Black or African American	437		
Asian	13		
American Indian or American Native	0		



Native Hawaiian or Other Pacific Islander	0	
American Indian/Alaskan Native & White	0	
Asian & White	4	
Black/African American & White	14	
Amer. Indian/Alaskan Native & Black/African American	0	
Other multi-racial	8	
<b>ETHNICITY:</b>		
Hispanic	643	
Not Hispanic	11	
<b>TOTAL</b>	<b>1342</b>	

**CR – 15: RESOURCES AND INVESTMENTS**

**RESOURCES MADE AVAILABLE FOR FY 2013-2014**

<b>FY 2013-2014 ENTITLEMENT FUNDS</b>	<b>AMOUNT</b>
Community Development Block Grant (CDBG)	\$813,368
FY 2013-2014 Program Income	\$0
<b>Total Funds Available</b>	<b>\$813,368</b>

Table 1C, included at the end of this Report, identifies Federal resources provided to the City during FY 2013-2014 to meet housing and community development goals.

**OTHER FEDERAL/HUD RESOURCES**

<b>SOURCE OF FUNDS</b>	<b>AMOUNT</b>
Neighborhood Stabilization Funds (NSP)	\$ 382,252
State Allocated HOME Funds	\$135,060*
<b>Total Funds Available</b>	<b>\$517,312</b>

\*Carry over funds used from FY12-13 for FTHB.

**NARRATIVE**

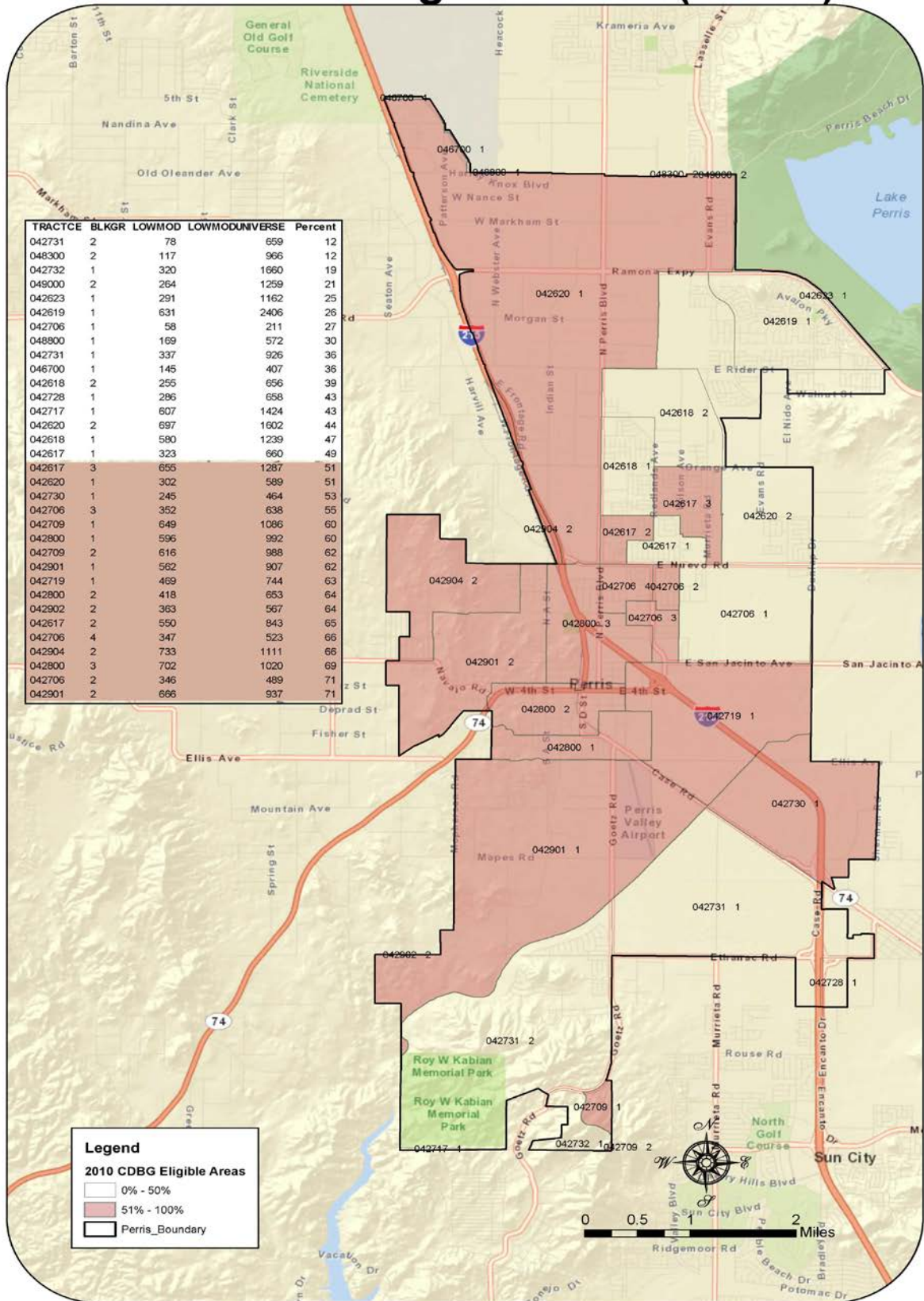
The tables above identify Federal entitlement and competitive grant resources, provided to the City during FY 2013-2014 to meet housing and community development needs. The City had originally anticipated receiving State HOME funds during PY 2013, however, no funds were received.

## **GEOGRAPHIC DISTRIBUTION**

The City of Perris, while under the jurisdiction of Riverside County, established a Target Area determined by census data. Using U.S. Census Bureau 2000 CHAS data, the City identified census tracts within the City in which 51% or more of the residents were of low to moderate income. The Target Areas are those eligible Census Tracts: 426.17, 436.20, 427.06, 427.09, 427.19, 427.30, 428.00, 429.01, 429.02, 429.04 as shown in the Figure of the CDBG Eligible Areas Map. The Target Area is characterized by high concentrations of low and moderate income families, high unemployment, and deferred home maintenance, and deteriorating infrastructure. Also, because the entire City of Perris is greater than 51% low to moderate-income, an Area Wide Benefit has been determined to apply within the Target Area; therefore, CDBG funds have been targeted for some activities serving an area wide benefit.

The following is a Census Tract Map, which shows the geographic distribution and location of fund investment.

**CDBG AREA TARGET MAP**



## **PRIORITY LOCATION OF INVESTMENTS**

Except for Code Enforcement, which is conducted in established target areas, comprising CDBG-Eligible areas and designated blighted areas, projects will be done throughout the City, based on either low-mod qualifying area or individually where appropriate, based on the income qualifications of the household for assistance, as applicable.

## **LEVERAGING**

The CDBG Entitlement Program does not require matching funds. However, The City of Perris leveraged Federal HUD Resources with other public and private resources to assist the City in meeting its overall community development and housing goals, including those identified in the FY 2013-2014 Annual Action Plan.

Other public and private funding sources include, but are not limited to the following:

1. Successor Agency Funds (Former RDA Agency Funds)
2. General Funds
3. Street Lighting District Funds
4. Gas Tax Funds
5. Sidewalk Grant SB-821
6. Park Development Funds
7. Construction Funds

## **HOME MATCH REPORT**

N/A – The City does not receive Federal Entitlement HOME Funds.

## **MATCH CONTRIBUTION**

N/A – The City does not receive Federal Entitlement HOME Funds.

## **HOME PROGRAM INCOME**

N/A – The City does not receive Federal Entitlement HOME Funds.

## **MINORITY BUSINESS ENTERPRISES AND WOMEN-OWNED BUSINESS ENTERPRISES**

Minority and Women-Owned Business provisions are included in the City's purchasing/procurement policies. In order to promote the use of minority and women-owned businesses, the City takes the following actions:

1. Maintain and update periodically qualified minority and women-owned businesses on a Bidder List.
2. Disseminate information regarding City bidding procedures and practices to the minority business community.
3. Require that the City's Minority Business Questionnaire be included with all City bids and Requests for Proposals.
4. Provide access to the Ethnic/Women Business and Professional directory to area businesses and contractors upon request.

The City continues to conduct outreach to minority business and women-owned business enterprises (MBE/WBE).

## **MINORITY OWNERS OF RENTAL PROPERTY**

N/A – The City does not receive Federal Entitlement HOME Funds and this information is requested on the HOME Match Report.

## **RELOCATION AND REAL PROPERTY ACQUISITION**

During FY 2013-2014, there was no voluntary or involuntary displacement that would trigger the requirements of the Uniform Relocation Act.

The City of Perris's policy is to minimize displacement, whether permanently or temporarily, of person from projects funded with Federal funds, such as: Property Acquisition, Single or Multi-Family Rehabilitation and Demolition. If the City undertakes any of these activities with funds provided under the CDBG or HOME Programs, the City would follow the Uniform Relocation Assistance and Real Property Policies Act of 1978 (URA) and Section 104 (d) of the Housing and Community Development Act of 1974.

**CR – 20: AFFORDABLE HOUSING**

**EVALUATION OF THE CITY’S PROGRESS IN PROVIDING AFFORDABLE HOUSING**

The following sections summarize the progress in meeting proposed goals for providing affordable housing, including the number of extremely low, low and moderate-income households that were assisted during the reporting period by income level.

**NUMBER OF HOUSEHOLDS**

	<b>One-Year Goal</b>	<b>Actual</b>
# of homeless households to be provided affordable housing units	0	0
# of non-homeless households to be provided affordable housing units	10	3
# of special needs households to be provided affordable housing units	0	0
<b>Total</b>	10	3

**NUMBER OF HOUSEHOLDS SUPPORTED**

	<b>One-Year Goal</b>	<b>Actual</b>
# of households supported through rental assistance	0	0
# of households supported through the production of new units	4	3
# of households supported through rehab of existing units	25	9
# of households supported through the acquisition of existing units	8	1
<b>Total</b>		

**DIFFERENCE BETWEEN GOALS & OUTCOMES; PROBLEMS MEETING GOALS**

Overall, the largest impact on the identified housing and community development goals and outcomes has been the level of funding compared to number of households in need of assistance. The City continues to fund projects and activities that address the highest and greatest need within the community.

The following activities were conducted in FY 2013-2014 to preserve existing affordable housing stock through homeowner rehabilitation and prevent slum/blight through Code Enforcement Activities in targeted areas, as well as assist in housing affordability:

Activity	Accomplishment Actual Data
Code Enforcement Inspections	864
Senior Home Repair Program	9
First-Time Homebuyer	3

The City has been successful in meeting most of its goals as evidence in the outcomes (See Appendix A: Table 1C - Statement of Specific Annual Goals, Objectives and Outcomes).

### HOW OUTCOMES WILL IMPACT THE FUTURE OF ANNUAL ACTION PLANS

Outcomes of the prior 5-year report period impact future Annual Action Plans as they provide an assessment of the City's success in meeting established goals and outcomes. The City will re-think areas, projects or types of activities where the City did not meet its goals.

### NUMBER OF EXTREMELY LOW, LOW AND MODERATE-INCOME PERSONS SERVED BY EACH HOUSING ACTIVITY

The Specific Housing Objectives outlined in the FY2013-2014 Action Plan are summarized in the Table Below:

#### FY 2013-2014 Proposed Households (HH) Assisted

Activity	Funding Source	2013-2014 Housing Objectives	Proposed Budget
First Time Homebuyer Program	State HOME Funds	8 Loans*	\$ 135,060
Owner Occupied Rehabilitation Program	State HOME Funds	0 Loans*	\$ 0
NSP Down Payment Assistance Program	NSP3 Funds	0	\$0

NSP Single Family New Construction Program	NSP3 Funds	6 Units	\$ 900,000
Perris Station	Successor Agency Funds	84 units proposed for completion in 2014	\$ 10,000,000
Mercado Apartments	Successor Agency Funds	0	\$ 0

\*Based on revised numbers in Amended 2009-2014 Consolidated Plan

The Table below summarizes the numbers of persons assisted in each program by income level.

**FY 2013-2014 Actual Households (HH) Assisted by Income Level**

Program Type	Proposed # of HH	Total HH Assisted	ELI (0-30% of Median)	VLI (31%-50% of Median)	LI (51%-80% of Median)	MI (81%-120% of Median)
First Time Homebuyer Program	8	2	0	0	2	0
Owner Occupied Rehabilitation Program	2	0	0	0	0	0
NSP Down Payment Assistance Program	0	1	0	0	1	0
NSP Single Family New Construction	3	1	0	0	1	0
New Construction: Perris Station	0	N/A	N/A	N/A	N/A	N/A
Mercado Apartments	0	N/A	N/A	N/A	N/A	N/A



As the above Table indicates, the City met or exceeded most its housing goals.

**SECTION 215 AFFORDABLE HOUSING:** Housing that is for purchase, with or without rehabilitation, qualifies as affordable housing. Also, housing that is to be rehabilitated, and is already owned by a household when assistance is provided qualifies as affordable housing. During FY 2013-2014, the City of Perris provided homeownership assistance for down payment and closing costs assistance to two homebuyers utilizing State HOME Investment Partnership Program and one homebuyer using Neighborhood Stabilization Program-3 funds. Additionally, owner-occupied units were rehabilitated under various programs.

The Table above indicates that the City was successful in meeting the specific objectives identified in the Fourth Program Year Action Plan.

**“WORST-CASE NEEDS”:** Worst case housing needs are defined as low-income renter households who pay more than half of their income for rent, live in seriously substandard housing or have been involuntarily displaced. The City of Perris did not provide any assistance to rental households during FY 2013-2014. However, the Perris Family Resource Center offered a variety of services to residents, including rental housing assistance and utility assistance for renters.

**NEED OF PERSONS WITH DISABILITIES:** The Perris Family Resource center, along with other non-profit partners, provides non-residential and housing assistance to persons with disabilities. Such services include, but are not limited to: essential services for the homeless, shelter, substance abuse assistance, health resources or referrals, job placement and housing assistance.

## **PUBLIC HOUSING STRATEGY**

### **Improving Public Housing and Resident Initiatives**

Improving public housing and resident initiative are the jurisdictional responsibility of the Riverside County Housing Authority. There are 469 public housing units in Riverside County including 38 units within the City of Perris located at 102-142 Midway Street. The County continues to administer the public housing program and manage the City complex. The City of Perris continues to partner with the County in the implementation of resident initiatives. Efforts to improve public housing include routine inspections of all housing units throughout the City through Code Enforcement. Public Housing health and safety housing violations are referred to the County for remediation. Major violations may be cited and subject fines.

**TOTAL NUMBER OF PERSONS SERVED**

# of Persons Served	CDBG Actual	HOME Actual
Extremely Low-Income	342	
Low-Income	228	
Moderate-Income	72	
<b>Total</b>	<b>642</b>	

**NUMBER OF PERSONS SERVED**

ESG-ONLY	
N/A	

**CR – 25: HOMELESS AND OTHER SPECIAL NEEDS**

The specific Homeless Needs Objectives outlined in the FY2013-2014 Action Plan are two pronged and include:

- Participating in the Riverside County Continuum of Care for the Homeless; and
- Supplementing the Riverside County Continuum of Care with its own local task force.

The Riverside County Homeless Programs' primary purpose is to develop and maintain an effective county-wide Continuum of Care in order to move homeless people toward stable housing and self-sufficiency.

**REACHING OUT TO HOMELESS PERSONS AND ASSESSING NEEDS**

Outreach and Assessment is provided through the Riverside County Continuum of Care Homeless Assistance Program. The public is notified of homeless issues that exist in the City and the resources available to assist the homeless population. Persons requesting assistance from the City are referred to the Riverside County Continuum of Care Homeless Assistance Program.

## **ADDRESSING EMERGENCY SHELTER AND TRANSITIONAL HOUSING NEEDS OF HOMELESS PERSONS**

The City does not have an ESG Program. Also, the City did not obtain any Federal funds from the Homeless SuperNOFA.

Shelter, outreach and essential services were coordinated via the County of Riverside Continuum of Care Homeless Assistance Program.

## **HELPING HOMELESS PERSONS TRANSITION TO PERMANENT HOUSING**

Homeless families and individuals desiring to move from homelessness to permanent housing and independence were placed in a variety of programs depending on the situation surrounding their homelessness. Agencies in the County of Riverside Continuum of Care provide the assistance required to effectively help homeless persons transition from homelessness to appropriate living conditions. Once clients are placed with an agency, the agency then takes responsibility for assisting families in moving to transitional and then permanent housing.

## **HOMELESS DISCHARGE COORDINATION POLICY**

The City has not instituted a homeless discharge policy and no CDBG funds are being used for this effort.

## **NON-HOMELESS PERSONS**

During FY 2013-2014, the City addressed non-homeless special needs populations through its public service programs and projects. This included the following programs:

1. Youth Mentoring Program – Afterschool educational, recreational and social services to the at-risk youth population.
2. Graffiti Removal Program – Reduce crime and eliminate signs of deterioration to persons citywide.
3. Fair Housing Services – Housing discrimination services, tenant-landlord mediation services, and education/training classes to low-income persons.

## **CR – 30: PUBLIC HOUSING**

### **ACTIONS TAKEN TO ADDRESS THE NEEDS OF PUBLIC HOUSING**

N/A - The City of Perris does not have any public housing.

### **ACTIONS TAKEN TO ENCOURAGE PARTICIPATION OF PUBLIC HOUSING RESIDENTS**

N/A - The City of Perris does not have any public housing.

### **ACTIONS TAKEN TO PROVIDE ASSISTANCE TO TROUBLED PHA'S**

N/A - The City of Perris does not have any public housing.

## **CR – 35: OTHER ACTIONS**

### **ACTIONS TO REMOVE BARRIERS TO AFFORDABLE HOUSING**

During FY 2013-2014, the City continued its mission to eliminate barriers to affordable housing by increasing or expanding the supply of affordable housing to low-income households. The following programs were funded to aid families in their efforts to buy housing or rehabilitate housing in order to cost burdens associated with down payment assistance and/or costly repairs:

1. First Time Homebuyer Program
2. Owner Occupied Rehabilitation Program
3. Neighborhood Stabilization Program-3

### **ACTIONS TO MEET UNDERSERVED NEEDS**

The City of Perris continues to expended CDBG funds on a variety of activities that meet underserved needs. These programs provided new or expanded accessibility, affordability and sustainability to decent housing, improved public facilities, and a suitable living environment for low income persons. Such programs included: homeownership assistance, housing rehabilitation programs, health and public services, graffiti removal, code enforcement, and fair housing services.

## **ACTIONS TO REDUCE LEAD-BASED PAINT HAZARDS**

The City did not apply for or receive Lead Hazard Control Grant funds in FY 2013-2014. However, as stated in the Fifth Program Year Action Plan, the City of Perris is committed to reducing lead-based paint hazards citywide with an emphasis on housing units occupied by low and moderate income households. The City participated in and supported the regional lead poisoning prevention program administered by the County of Riverside, Department of Public Health, which educates the public about the dangers of lead by conducting health education presentations and distributing health education materials; assists property owners and families in eliminating sources of lead in their homes, through testing, incentives, and home visits; and provides a Childhood Lead Poisoning Prevention Program, which provides medical testing of children for lead poisoning on a sliding fee scale based on family income and assists parents in treating children identified with lead poisoning. The City will undertake the following actions, as required for implementation of Federal housing programs:

- Conduct Inspections and Risk Assessments in conjunction with all housing programs affected by Federal Lead-Based Paint regulations at 24 CFR 35, 24 CFR 570.608 and 24 CFR 982.401.
- Remediate and/or abate lead hazards when identified.

## **ACTIONS TO REDUCE THE NUMBER OF POVERTY-LEVEL FAMILIES**

During FY 2013-2014, the following actions were taken in an effort to assist and possibly alleviate financial hardships for persons below the poverty line:

1. The City funded public service programs or activities in order to provide free access/availability to extremely low and low-income persons, including but not limited to the youth and elderly.
2. The City funded housing programs that specifically assist low-income persons in meeting funding gaps and/or provide access to funds to improve substandard housing.

## **ACTIONS TO DEVELOP INSTITUTIONAL STRUCTURE**

To eliminate gaps in institutional structures and enhance coordination, the City remains actively involved with internal City departments, outside agencies, and regional entities, including those that receive CDBG funding for public services, infrastructure improvements and economic development, and those involved in the Continuum of Care.

## **ACTIONS TO ENHANCE COORDINATION BETWEEN PUBLIC AND PRIVATE AGENCIES**

In Fiscal 13-14, the City will conducted the following activities to enhance coordination and eliminate gaps in the institutional structure:

- Continue to be a member of the Housing & Homeless Coalition for Riverside County (CoC);
- Continue to work with the CoC and other agencies on regional homeless issues;
- Continue to work with the Riverside County Housing Authority to ensure consistency between Consolidated Planning and Authority Planning requirements;
- Continue to promote fair housing;
- Coordinate with the Police Department in the provision of services related to crime prevention, code enforcement and community policing and Crime Free Multi-Housing;
- Coordinate with the Public Works Department in the provision of infrastructure delivery; and
- Coordinate with the Community Services Department and external agencies in the provision of public services.

## **ACTIONS TO OVERCOME THE EFFECTS OF IMPEDIMENTS TO FAIR HOUSING CHOICE**

### **Definition of Fair Housing**

Fair Housing is defined as “a condition in which individuals of similar income levels in the same housing market area have a like range of choice available to them regardless of race, marital status, color, religion, ancestry, sex, sexual orientation, national origin, familial status, age, physical or mental disability, arbitrary or any other category which may be defined by law now or in the future”.

### **Impediments to Fair Housing Choice**

Impediments are defined as:

- Any action, omission, or decision taken because of race, color, religion, sex, disability, familial status or national origin which restrict housing

choices or the availability of housing choices, or

- Any action, omission, or decision which have the effect of restricting housing choices or the availability of housing choices on the basis of race, color, religion, sex, disability, familial status, or national origin; or
- An assessment of the availability of affordable, accessible housing in a range of unit sizes.

To ensure consistency with the policies and programs recommended by the Consolidated Plan and to ensure continued compliance with the Fair Housing Certification found at 24 CFR 91.225 (a)(1), the City adheres to recommendations made in its approved Analysis of Impediments to Fair Housing Choice (AI). The City developed and Council approved a new AI for PY 14-15 in conjunction with a new Five-Year Consolidated Plan and Annual Action Plan.

## **CR – 40: MONITORING**

### **MONITORING STANDARDS AND PROCEDURES**

Federal programs administered and monitored by the City include the following:

- CDBG
- NSP

#### Monitoring Standards and Procedures

The City's Community Services Department has all administration and monitoring responsibilities for its CDBG Federal Entitlement Program. The City operates in accordance with the monitoring plan development for the CDBG Program, including an annual single audit in conformance with OMB Circular A-133.

The performance of planned activities and projects of these CDBG funds are monitored in a variety of ways, depending on the type of program and requirements and includes desk audits, telephone contact, reports, and on-site visits. The following is a description of the monitoring activities that the City conducts, in order to identify technical assistance needs and promote quality performance:

- Financial monitoring through monthly desk audits and an annual financial audit, as well as annual financial file monitoring
- Performance monitoring, including annual on-site monitoring
- Davis-Bacon Compliance monitoring, including an annual desk audit of Bid Specs and Documents

- Minority Business Enterprise/Women's Business Enterprise (MBE/WBE) contracting is encouraged for all Federally-funded contracts. Bid specifications include a questionnaire regarding business ownership. Contractor/Subcontractor information, including MBE/WBE status is collected quarterly and reported to HUD as such.
- The City of Perris supports the employment and training of low-income persons. Section 3 Compliance activities include a desk review, discussion with project managers for contracts in excess of \$100,000, and a review of the City's Section 3 Plan prior to project commencement to ensure an understanding of requirements. Section compliance is monitored through quarterly reporting from project managers.
- Continual communication and coordination with the local HUD representative located in Los Angeles

Monitoring activities are intended to be proactive so that deficiencies can be detected early and immediately corrected, and performance can be continually improved. The CDBG Program Coordinator acts as the Project Monitor and reviews all program activities on a monthly basis. Financial management activities are monitored by the CDBG Program Coordinator, the Deputy City Manager, Community Services, and the Accounting Supervisor of the Finance Department.

In addition, all project costs are paid on a reimbursement basis; not in advance. Requests for reimbursement are required to be accompanied by proper documentation so that expenditures are verified before they are paid.

Public Service agencies are required to submit a current program status report with their reimbursement requests. These program status reports are then used to input data into the IDIS system, which helps the Project Monitor to see how program goals are being met, and assists in the preparation and completion of required annual reports.

As outlined above, CDBG Program projects are required to be monitored to ensure conformance with Davis-Bacon requirements. The City requires all contractors to be licensed and checks with both the state board and HUD's debarred list on HUD's home page to ensure compliance. Applicable Performance Records are to be kept in the associated project file.

Finally, each budgeted project is reviewed for compliance with the National Environmental Protection Agency (NEPA) and California Environmental Quality Act (CEQA) regulations to determine applicability and ensure compliance. The City conducted required NEPA and CEQA reviews on all federally-funded projects during the Fourth Program Year.



The following table identifies the agencies and/or subrecipients that were monitored during FY 13-14:

Agency	Date Monitored
City of Perris: Graffiti Abatement Program	2-6-2014
City of Perris: Aquatics Program	3-3-2014
City of Perris: Youth Mentoring Program	1-14-2014
Riverside County Fair Housing Inc.	2-5-2014
City of Perris: Code Enforcement	1-30-14
City of Perris: "D" Street Area Enhancements	2-20-2014
Park Improvements – Metz Park	2-6-2014
Senior Home Repair Program	2-6-2014

## **CITIZEN PARTICIPATION PLAN**

### **Summary of the Citizen Participation Process**

Federal Regulations mandate a 15-day public comment period prior to submission the CAPER to HUD. The City published its notice for public comment regarding the CAPER on August 08, 2014, in the Perris Progress and the Perris City News newspaper. A copy of the public notice is attached to this Report.

#### Summary of Citizen Comments

No formal written comments or oral comments were received during the public comment period.

#### Plan Development

The public is afforded a 15-day comment period to comment on the CAPER. A public hearing is also held regarding the performance report where additional public input may be received.

#### Public Hearings and/or Meetings

Public hearings provide a major source of citizen input on proposed programs and activities. The City conducted a public hearing and held a public Council meeting in order to address housing and community development needs. Both were held before the proposed Consolidated Plan/Annual Plan was adopted.

### Public Notification

To ensure that all City residents had ample opportunity to take notice of all scheduled public hearings, all notices regarding such hearings, including the date, time and location, were published in a local newspaper of general circulation at least ten (10) days prior to the date of public hearing.

### Access to Meetings

All public hearings were conducted at the following location:

City of Perris  
City Hall Council Chambers  
101 N. D Street  
Perris, CA 92570

Spanish translation is available at all public hearings if requested 72 hours in advance of meeting.

This location is in compliance with the Americans with Disabilities Act (ADA).

### Evaluation/Review and Comment

Citizens were given the opportunity to review and comment on the Draft CAPER from August 08, 2014 through August 26, 2014. The City published a public notice in the local newspaper informing interested persons about the CAPER review/comment period (see a copy of the public notice).

### Access to Information/Availability to the Public

As required by Federal regulations, the Consolidated Plan, the Annual Action Plan, the CAPER, and substantial amendments are made available at the following locations:

1. City Hall Clerk's Office
2. City of Perris Development Services Department – Housing Division, 135 N. D Street, Perris, CA 92570

### Written Comments

Public comments were solicited through public notices for the public hearings.

### Substantial Amendments

Substantial amendments to the Consolidated Plan/Action Plan are defined as:

- Cancellation of an activity previously described in the Plans
- Undertaking an activity not previously described in the Plans
- Substantially changing the purpose, scope, location, or beneficiaries of an activity

A substantial change in funding is herein defined as any amendment that exceeds 50 percent of the project/activity award for that program year.

In the event that an amendment to the Plan qualifies as a substantial change, citizens will be given an opportunity to participate in the planning process. This opportunity will be afforded to the citizens in the following manner:

- a. Publication of Information for 30-day Comment Period
- b. Adoption of change through public hearing process

### Complaints/Grievance Procedure

Citizens are encouraged to submit concerns or complaints in writing. All complaints should be submitted to:

City of Perris  
Development Services Department – Housing Division,  
135 N. D Street  
Perris, CA 92570

### **EFFORTS TO PROVIDE CITIZENS NOTICE AND REASONABLE OPPORTUNITY TO COMMENT ON PERFORMANCE REPORTS**

To provide notice to citizens, the City published a Notice of a Public Hearing and 15-day comment period to receive comments on the performance report.

To ensure that all City residents had ample opportunity to take notice of all scheduled public hearings, all notices regarding such hearings, including the date, time and location, were published in a local newspaper of general circulation prior to the date of public hearing.

**CR – 45 COMMUNITY DEVELOPMENT BLOCK GRANT**

**CDBG PROGRAM ACCOMPLISHMENTS**

The City was successful in implementing programs and activities with CDBG funds that meet goals and objectives stated in its Consolidated Plan and FY 2013-2014 Annual Action Plan. To address underserved needs and accessibility to services, high priority programs/activities were funded during FY 2013-2014 that benefit extremely low-income, low-income, and moderate-income persons. Table 1C – Statement of Specific Annual Objectives Relationship to 5-Yr Consolidated Plan Goals, provides a detail assessment on the use of CDBG funds in relation to the priorities, needs, goals, specific objectives and actual accomplishments. The City of Perris, in conjunction with outside organizations, undertook the following public service activities to meet its priorities as stated in the FY 2013-2014 Annual Action Plan of the Consolidated Plan. These activities were combined in Table 1C to reflect the total number of persons served under the public services category:

<b>Agency</b>	<b>Project Activity</b>	<b>Goal</b>	<b>Actual</b>
City of Perris	Graffiti Program	35,974 persons	35,974 persons
City of Perris	Aquatics Program	35,974 persons	35,974 persons
City of Perris	Youth Mentoring Program	111 persons	52 persons
Riverside County Fair Housing Services, Inc.	Tenant/Landlord and Fair Housing Services	175 persons	582 persons

**CHANGES IN PROGRAM OBJECTIVES**

During FY 2013-2014, there were no changes in program objectives.

The City continues to monitor CDBG program performance to assess whether or not changes in program objectives are necessary. Any changes in program objectives would constitute an amendment to the Consolidated Plan and Annual Action Plan.

## **GRANTEE'S EFFORTS CARRYING OUT PLANNED ACTIONS IN FY 2013-2014**

The City continues to carry out its CDBG Program with the HUD resources indicated in the Consolidated Plan. The City provided all requested certifications of consistency in its Annual Action Plan, in a fair and impartial manner. More importantly, the City did not hinder Consolidated Plan implementation by action or willful inaction.

The City's first five-year consolidated plan was deliberately established to create a simple framework upon which a more extensive and comprehensive structure can be developed in future years. The Consolidated Plan focuses on the same types of activities and projects that comprised the City's CDBG program under the County of Riverside. Public agencies, non-profit organizations, and for-profit organizations all contribute to the provision of affordable housing, community development, and support services in Perris.

After a complete year of implemented the program, staff realized that some goals were out of reach. Thus, during FY 2010-2011 the City amended its 2009-2014 Consolidated Plan in an effort to adequately meet goals, objectives and strategies identified in the Plan.

City departments implemented the majority of the CDBG projects and programs comprising the FY 2013-2014 Annual Action Plan. A detailed assessment of the City's progress in meeting priority needs and specific objectives is included as Attachment Table 1C – Statement of Specific Annual Objectives in Relationship to 5-Year Consolidated Plan Goals.

## **IMPACT ON IDENTIFIED NEEDS**

The strategies outlined in the Consolidated Plan and the activities undertaken during FY 2013-2014 made a tremendous impact on identified needs. CDBG funds provided availability and accessibility to housing and services that may not have ordinarily been available or available at a cost to low-income persons.

## **BARRIERS TO FULFILLING STRATEGIES**

### **CDBG Program**

The CDBG Program did not experience any major barriers to fulfilling the strategies identified in the FY 2013-2014 Annual Action Plan.

The greatest barrier to fulfilling strategies is the lack of available public and private financial resources. Needs identified in the Consolidated Plan include, but are not limited to: additional public services, infrastructure and facility improvements, affordable housing, senior housing, and transitional housing.

While CDBG funds have had a significant impact on meeting community development and housing needs, the demand for services is enormous. The City continues to fund those projects and activities that address the highest and greatest needs as indicated by resident input, community leaders and consultation with community stakeholders.

As FY 2013-2014 was the City's fifth and final year of program implementation; overall, major goals are on target.

### **BROWNFIELDS ECONOMIC DEVELOPMENT INITIATIVE (BEDI)**

N/A – The City does not have any Brownfields.

### **BEDI ACCOMPLISHMENTS AND PROGRAM OUTCOMES**

N/A – The City does not have any Brownfields.

## **CR – 50: HOME PROGRAM**

### **HOME PROJECTS INSPECTED DURING FY 13-14 BASED ON SCHEDULE IN 92.504(D)**

N/A – The City does not receive any Federal Entitlement HOME Funds.

### **AFFIRMATIVE MARKETING EFFORTS FOR HOME UNITS**

N/A – The City does not receive any Federal Entitlement HOME Funds.

### **HOME PROGRAM INCOME USED FOR PROJECTS DURING FY 13-14**

N/A – The City does not receive any Federal Entitlement HOME Funds.

### **ACTIONS TAKEN TO FOSTER AND MAINTAIN AFFORDABLE HOUSING**

This section describes and summarizes the actions taken during FY 2013-2014 to foster and maintain affordable housing, and meet proposed goals for providing affordable housing to extremely low, low and moderate-income households. During FY 2013-2014, the City of Perris fostered and maintained the provision of affordable housing for its residents, through different programs, including the First Time Homebuyer Program, and the Owner Occupied Rehabilitation Program. These programs are summarized as follows:

**FY 2013-2014 Programs Description to Foster/Maintain Affordable Housing**

Program	Description
First Time Homebuyer Program (FTHB)	The First Time Homebuyer Program (FTHB) is designed to provide qualified families with down payment and closing cost assistance necessary to secure financing towards the purchase of an existing or newly constructed home. The FTHB program offers deferred payment (principal and interest) up to \$75,000 to qualified applicants.
Owner Occupied Rehabilitation Program (OORP)	The Owner Occupied Rehabilitation Program (OORP) is designed to assist eligible homeowners to correct existing code violations and improve property conditions. The OORP is a deferred loan of up to \$50,000 offered at a 2 percent simple interest rate. Repayment of the loan is due at the time of title change, resale, refinance with cash out, or non-compliance with program requirements.
Housing Development: Perris Station Project	The Perris Station Apartments is a \$28-million, 84-unit senior apartment complex that will consist of three stories—two levels of residences above a level of parking and 9,300-square-foot of retail/office space. The complex also includes a 16,000-square-foot second-story open space courtyard. The residential units will be available for lease to income eligible seniors aged 55 and older. The project is being developed by Telacu Homes, Inc. and is funded through the former Perris Redevelopment Agency, private funding, and federal tax credits from the California Tax Credit Allocation Committee. The Perris Station apartments will open in Winter 2013.
Mercado Apartment Project	The Mercado Family Apartments is a \$14 million, three-story structure with 60 residential

	<p>apartments, a leasing office and a community room. The residential units are restricted for use by low-income households, other than the one unit restricted for rent to a qualified property manager. The residential units will consist of approximately forty two (42) two-bedroom units of approximately seven hundred fifty square feet (750), eighteen (18) three-bedroom units of approximately one thousand square feet (1,000). Rental of 6 units will be restricted to extremely low income households and 53 of the units will be restricted to rent to very low income households. The project was developed by Amcal Housing, Inc. and funded by a combination of sources including the former Perris Redevelopment Agency, private funding, and federal tax credits from the California Tax Credit Allocation Committee. The Mercado Apartments opened in April 2012.</p>
--	--

**CR – 55: HOPWA**

**HOPWA ASSISTANCE**

N/A – The City does not receive HOPWA funding.

**CR – 60: ESG SUBRECIPIENTS**

**ESG SUBRECIPIENT INFORMATION**

N/A – The City does not receive Federal ESG Entitlement Funds.

**ESG REPORTING PERIOD**

N/A – The City does not receive Federal ESG Entitlement Funds.

**ESG SUBRECIPIENT FORM FOR ADDITIONAL INFO**

N/A – The City does not receive Federal ESG Entitlement Funds.



**CR – 65: ESG PERSONS ASSISTED**

**NUMBER OF PERSONS SERVED FOR HOMELESS PREVENTION ACTIVITIES**

N/A – The City does not receive Federal ESG Entitlement Funds.

**NUMBER OF PERSONS SERVED FOR RAPID RE-HOUSING ACTIVITIES**

N/A – The City does not receive Federal ESG Entitlement Funds.

**NUMBER OF PERSONS SERVED FOR SHELTER ACTIVITIES**

N/A – The City does not receive Federal ESG Entitlement Funds.

**NUMBER OF PERSONS SERVED FOR STREET OUTREACH ACTIVITIES**

N/A – The City does not receive Federal ESG Entitlement Funds.

**TOTAL NUMBER OF PERSONS SERVED WITH ESG FUNDS**

N/A – The City does not receive Federal ESG Entitlement Funds.

**GENDER – FOR ALL ESG BENEFICIARIES**

N/A – The City does not receive Federal ESG Entitlement Funds.

**AGE – FOR ALL ESG BENEFICIARIES**

N/A – The City does not receive Federal ESG Entitlement Funds.

**SPECIAL POPULATIONS SERVED**

N/A – The City does not receive Federal ESG Entitlement Funds.

**CR – 70: ESG SHELTER ASSISTANCE PROVIDED**

**SHELTER UTILIZATION**

N/A – The City does not receive Federal ESG Entitlement Funds.

**CR – 75: ESG EXPENDITURES**

**ESG EXPENDITURES FOR HOMELESS PREVENTION**

N/A – The City does not receive Federal ESG Entitlement Funds.

**ESG EXPENDITURES FOR RAPID RE-HOUSING**

N/A – The City does not receive Federal ESG Entitlement Funds.

**ESG EXPENDITURES FOR EMERGENCY SHELTER**

N/A – The City does not receive Federal ESG Entitlement Funds.

**OTHER GRANT EXPENDITURES**

N/A – The City does not receive Federal ESG Entitlement Funds.

**TOTAL ESG GRANT FUNDS EXPENDED**

N/A – The City does not receive Federal ESG Entitlement Funds.

**MATCHING FUNDS**

N/A – The City does not receive Federal ESG Entitlement Funds.

**TOTAL OF ALL SOURCES OF FUNDS EXPENDED ON ESG ACTIVITIES**

N/A – The City does not receive Federal ESG Entitlement Funds.

**PUBLIC NOTICE**

**CITY OF PERRIS**

**COMBINED NOTICE**

10-DAY NOTICE OF PUBLIC HEARING  
AND  
NOTICE OF 15-DAY PUBLIC COMMENT PERIOD

**CONSOLIDATED ANNUAL PERFORMANCE EVALUATION REPORT  
(CAPER) COVERING FISCAL YEAR 2013-2014**

**THIS COMBINED NOTICE IS BEING PUBLISHED AS A NOTICE OF PUBLIC HEARING AND NOTICE OF A 15-DAY PUBLIC COMMENT PERIOD.**

Notice is hereby given that the City of Perris has completed the Consolidated Annual Performance Evaluation Report (CAPER) for fiscal year 2013-2014, which covers July 1, 2013 through June 30, 2014. The CAPER outlines the City's overall use of Community Development Block Grant (CDBG) funds received from the Department of Housing and Urban Development (HUD) to meet community development needs outlined in the Consolidated Plan. The City's overall objective of the CDBG program is the development of viable communities by providing decent housing, a suitable living environment and expansion of economic opportunities primarily for low to moderate income persons.

The fifteen (15)-day public comment period will commence on Friday, August 08, 2014. All interested residents and citizens of the City of Perris are invited to attend a public hearing to receive and file the CAPER and authorize its transmission to the Department of Housing and Urban Development (HUD) on **Tuesday, August 26, 2014 at 6:00 p.m.** in the City Council Chambers. Council Chambers are located at 100 N. "D" Street, Perris, CA 92570.

The Chambers are accessible to the disabled. In compliance with the Citizen Participation Plan and the American with Disabilities Act (ADA), if you require special assistance, please contact the City Clerk's Office at 951-943-5003 at least 72 hours prior to the meeting to ensure that the City can work with you to make reasonable accommodations.

All persons interested in reviewing the CAPER may inspect copies Monday through Thursday 8:00 a.m. to 6:00 p.m. at the following locations:

1. City Clerk's Office
2. Development Services Department

Written comments or questions regarding the CAPER may be directed to Sara Cortes de Pavon, Project Coordinator, 135 N. "D" Street, Perris, CA 92570, or by phone at 951-943-5003 x254. Comments on the CAPER will be accepted through Tuesday, August 26, 2014.

**Publish Date: August 08, 2014**

**APPENDIX 1: TABLE 1C – STATEMENT OF SPECIFIC ANNUAL OBJECTIVES & RELATIONSHIP TO 5-YEAR GOALS**

**TABLE 1C**

- Statement of Specific Annual Objectives & Relationship to 5-Year Goals

**PAGE INTENTIONALLY LEFT BLANK**

**Attachment 2  
Amended TABLE 1C**

**Statement of Specific Annual Objectives Relationship to 5-Year Consolidated Plan Goals**

Specific Objective #	Statement of Specific Annual Objectives (Outcome/Objective)	Eligible Activity	Priority Need Level (High, Medium, Low)	Source of Funds	2012-2013 Funded Amount	Amount Expended	Performance Indicators	Year	Expected Number	Actual Number	Percent Completed	Comments
<b>DH-1: Availability/Accessibility of Decent Housing</b>												
DH-1	Is Designed to assist eligible homeowners to correct existing code violations and improve property conditions. The SRP is a deferred loan payable at the time of title change, refinance with cash out, or non-compliance with program requirements	Substantial Rehab Program (SRP)	High	RDA	\$0.00	\$0.00	Number of Loans/Year	2009-10	2	2	0%	RDA Funding source eliminated.
								2010-11	2	3	150%	
								2011-12	2	3	150%	
								2012-13	2	0	0%	
								2013-14	2	0	0%	
								<b>Total</b>	<b>10</b>	<b>8</b>	<b>80%</b>	
DH-2	Offers a single lifetime grant of \$5,000 per household for minor home repairs to correct building code violations and promote weatherization and safety practices	Senior Home Repair Program (SHRP)	High	RDA	\$0.00	\$0.00	Number of grants/year	2009-10	25	45	180%	RDA Funding source eliminated.
								2010-11	25	25	100%	
								2011-12	25	23	92%	
								2012-13	25	0	0%	
								2013-14	25	9	36%	
								<b>Total</b>	<b>125</b>	<b>102</b>	<b>82%</b>	
DH-3	Availability/Accessibility to Decent Housing by offering grant funds up to \$7,500 for exterior home improvements in order to preserve housing and the quality of older neighborhoods.	Residential Beautification Program (RBP)	High	RDA	\$0.00	\$0.00	Number of grants/year	2009-10	25	51	204%	RDA Funding source eliminated.
								2010-11	25	26	104%	
								2011-12	25	15	60%	
								2012-13	25	0	0%	
								2013-14	25	0	0%	
								<b>Total</b>	<b>125</b>	<b>92</b>	<b>74%</b>	
DH-4	Availability/Accessibility to Decent Housing by providing qualified families with down payment assistance necessary to secure financing toward the purchase of an existing or newly constructed home	Homeowner Assistance Program (HAP)	High	RDA	\$0.00	\$0.00	Number of loans to qualified families	2009-10	8	128	1600%	RDA Funding source eliminated.
								2010-11	8	112	1400%	
								2011-12	8	12	150%	
								2012-13	8	0	0%	
								2013-14	8	3	38%	
								<b>Total</b>	<b>40</b>	<b>255</b>	<b>638%</b>	
DH-5	The Agency purchases homes that are in foreclosure; rehabilitates the homes, if needed; and sells the homes to qualified low or moderate income households	Foreclosure Acquisition Program (FAP)	High	NSP	\$0.00	\$0.00	Homes purchased and resold	2009-10	2	0	0%	RDA Funding source eliminated.
								2010-11	2	2	100%	
								2011-12	2	1	50%	
								2012-13	2	0	0%	
								2013-14	2	0	0%	
								<b>Total</b>	<b>10</b>	<b>3</b>	<b>30%</b>	
DH-6	Downtown housing project proposing 84 units of senior and low-moderate income housing with 77 parking spaces and 16,000 square feet of private courtyard space	The Perris Station	Medium	Successor Agency Funds (formerly RDA)/Private Investment	n/a	n/a	Number of low senior, low and moderate income units obtaining a cert. of occupancy	2009-10	0	0	0%	n/a
								2010-11	0	0	0%	
								2011-12	0	0	0%	
								2012-13	0	0	0%	
								2013-14	84	84	0%	
								<b>Total</b>	<b>84</b>	<b>84</b>	<b>100%</b>	

**Attachment 2  
Amended TABLE 1C**

**Statement of Specific Annual Objectives Relationship to 5-Year Consolidated Plan Goals**

DH-7	Offered to residents in the City of Perris, includes investigating allegations of housing discrimination, mediating landlord tenant complaints, giving education and training services and providing advocacy services	Fair Housing Services (FHS)	Medium	CDBG	\$29,000.00	\$29,000.00	Number of persons assisted via call, cases or other services	2009-10	500	276	0%	Exceed Goal
								2010-11	175	819	0%	
								2011-12	175	554	0%	
								2012-13	175	716	0%	
								2013-14	175	582	0%	
								<b>Total</b>	<b>976</b>	<b>2947</b>	<b>302%</b>	
<b>SL-1: Availability/Accessibility of Suitable Living Environment</b>												Exceed Goal
SL-1	The City will continue to use the Capital Improvements Program to identify, prioritize, fund, design, and improve storm drains, water, and sewer infrastructure, roadways, traffic signals, and street lighting within the Target Area.	Infrastructure Improvements	High	CDBG	\$132,335.74	\$86,866.61	Specific Projects to be funded will be determined during the annual action plan process	2009-10	0	0	0%	2 projects completed in FY 12-13
								2010-11	1	0	0%	
								2011-12	1	1	0%	
								2012-13	1	2	0%	
								2013-14	1	0	0%	
								<b>Total</b>	<b>4</b>	<b>3</b>	<b>75%</b>	
SL-2	The City will continue to use the Capital Improvements Program to identify, prioritize, fund, design, and improve storm drains, water, and sewer infrastructure, roadways, traffic signals, and street lighting within the Target Area.	Community Facilities	High	CDBG	\$237,117.00	\$470,407.16	Specific Projects to be funded will be determined during the annual action plan process	2009-10	0	0	0%	1 Project underway
								2010-11	1	0	0%	
								2011-12	1	1	0%	
								2012-13	1	0	0%	
								2013-14	1	0	0%	
								<b>Total</b>	<b>4</b>	<b>1</b>	<b>25%</b>	
SL-3	The City will use proactive code enforcement services within the Target Area. CDBG activities will primarily focus on building code violations.	Code Enforcement	High	CDBG	\$225,000.00	\$27,787.45	Number of Housing Unit Inspections	2009-10	1400	1531	109%	Exceed Goal
								2010-11	850	779	92%	
								2011-12	850	1010	119%	
								2012-13	850	266	31%	
								2013-14	850	1047	123%	
								<b>Total</b>	<b>4800</b>	<b>4633</b>	<b>97%</b>	
SL-4	Provide Community and Supportive Services for the Elderly and Youth Special Needs Populations and Beautification Programs, Projects and Services through CDBG funded public service programs	Public Service Programs	High	CDBG	\$68,645.00	\$65,231.81	Number of Persons Served	2009-10	1200	3709	309%	Exceed Goal
								2010-11	1900	27,225	1433%	
								2011-12	1900	36,029	1896%	
								2012-13	1900	36090	1899%	
								2013-14	1900	36,519	1922%	
								<b>Total</b>	<b>8800</b>	<b>139572</b>	<b>1586%</b>	
<b>NR-1 Neighborhood Revitalization/Economic Opportunity</b>												Exceed Goal
NR-1	The Commercial Façade Improvement Program is intended to encourage private sector investment and commitment to the revitalization of the downtown area. Grants and loans up to \$30,000 are available for the exterior rehabilitation of building facades within the downtown promenade area.	Commercial Façade Improvement Program	High	RDA	\$517,400.00	\$502,302.00	Number of grants and loans issued to businesses	2009-10	2	8	400%	Exceed Goal
								2010-11	2	8	400%	
								2011-12	2	0	0%	
								2012-13	2	4	200%	
								2013-14	2	3	150%	
								<b>Total</b>	<b>10</b>	<b>23</b>	<b>230%</b>	



**Attachment 2  
Amended TABLE 1C**

**Statement of Specific Annual Objectives Relationship to 5-Year Consolidated Plan Goals**

NR-2	The Perris Old Bank Building which is located at the southwest corner of fourth street and D street has historic significance to the community.	The Perris Old Bank Building	High	RDA	n/a	n/a	Completion of plans and specifications; completion of construction	2009-10	0	0	0%	N/A
								2010-11	1	1	100%	
								2011-12	0	0	0%	
								2012-13	0	0	0%	
								2014	0	0	0%	
								<b>Total</b>	<b>1</b>	<b>1</b>	<b>100%</b>	

**APPENDIX 2: PROOF OF PUBLICATION**

**Proof of Publication**

(2015.5 C.C.P.)  
STATE OF CALIFORNIA  
County of Riverside

**THE PERRIS PROGRESS**

and *The Perris City News*

Est. 1901  
1307-C W. 6<sup>th</sup> Street #139  
Corona, CA 92882  
E-Mail: PProgressalegals@aol.com

Mail: P.O. Box 128, Perris, CA 92572  
(T) 951-657-1810 (F) 951-737-9785

I am a citizen of the United States and a resident of the County aforesaid. I am over the age of eighteen years and not a party to or interested in the above entitled matter. I am the principal clerk of the printer of The Perris Progress, a newspaper of general circulation, printed and published weekly in the City of Perris, County of Riverside and which newspaper has been adjudged a newspaper of general circulation by the Superior Court of the County of Riverside, State of California, under the date of June 27, 1952, Case Number 54843; that the notice of which the annexed is a printed copy (set in type not smaller than nonpareil), has been printed in each regular and entire issue of said newspaper and not in any supplement thereof on the following dates, to wit:

Published:

- 1.) August 8
- 2.) \_\_\_\_\_
- 3.) \_\_\_\_\_
- 4.) \_\_\_\_\_

in the year: **2014**

I certify (declare) under penalty of perjury that the foregoing is true and correct:

K.L. Loh  
DATED at PERRIS, California,

This: 8 Day of: August

In the year: **2014**

THIS SPACE RESERVED FOR CLERK / RECORDING STAMP

CITY OF PERRIS  
COMBINED NOTICE  
10-DAY NOTICE OF PUBLIC HEARING  
AND  
NOTICE OF 15-DAY PUBLIC COMMENT PERIOD  
CONSOLIDATED ANNUAL PERFORMANCE EVALUATION REPORT (CAPER) COVERING FISCAL YEAR 2013-2014  
THIS COMBINED NOTICE IS BEING PUBLISHED AS A NOTICE OF PUBLIC HEARING AND NOTICE OF A 15-DAY PUBLIC COMMENT PERIOD.

NOTICE IS HEREBY GIVEN that the CITY OF PERRIS has completed the Consolidated Annual Performance Evaluation Report (CAPER) for fiscal year 2013-2014, which covers July 1, 2013 through June 30, 2014. The CAPER outlines the City's overall use of Community Development Block Grant (CDBG) funds received from the Department of Housing and Urban Development (HUD) to meet community development needs outlined in the Consolidated Plan. The City's overall objective of the CDBG program is the development of viable communities by providing decent housing, a suitable living environment and expansion of economic opportunities primarily for low to moderate income persons.

THE FIFTEEN (15)-DAY PUBLIC COMMENT PERIOD will COMMENCE ON FRIDAY, AUGUST 08, 2014. All interested residents and citizens of the City of Perris are invited to attend a PUBLIC HEARING to receive and file the CAPER and authorize its transmission to the Department of Housing and Urban Development (HUD) on:

TUESDAY, AUGUST 26, 2014 AT 6:00 P.M.

In the CITY COUNCIL CHAMBERS. Council Chambers are located at 100 N. "D" Street, Perris, CA 92570. The Chambers are accessible to the disabled. In compliance with the Citizen Participation Plan and the American with Disabilities Act (ADA), if you require special assistance, please contact the City Clerk's Office at 951-943-5003 at least 72 hours prior to the meeting to ensure that the City can work with you to make reasonable accommodations.

ALL PERSONS INTERESTED IN REVIEWING the CAPER may inspect copies Monday through Thursday 8:00 a.m. to 6:00 p.m. at the following locations:

1. CITY CLERK'S OFFICE
2. DEVELOPMENT SERVICES DEPARTMENT

Written comments or questions regarding the CAPER may be directed to SARA CORTES DE PAVON, PROJECT COORDINATOR, 135 N. "D" Street, Perris, CA 92570, or by phone at 951-943-5003 x254. Comments on the CAPER will be accepted through TUESDAY, AUGUST 26, 2014.

PERRIS PROGRESS  
The Official Legal-Notice Publication for the City of Perris, 3-Lakes Judicial Dist., Riverside Co., CA  
PP114-32-b JOB # 14-057  
AUGUST 8, 2014

**PAGE INTENTIONALLY LEFT BLANK**

---

**APPENDIX 3: CAPER RESOLUTION**

***RESOLUTION NUMBER 4756***

***A RESOLUTION OF THE CITY COUNCIL OF THE CITY OF PERRIS  
APPROVING THE 2013-2014 FIFTH PROGRAM YEAR CONSOLIDATED  
ANNUAL PERFORMANCE  
AND EVALULATION REPORT (CAPER)***

***WHEREAS***, the City of Perris (the “City”) operated the Community Development Block Grant Program (CDBG) for the 2013-2014 Program Year; and

***WHEREAS***, the City is required to submit a CAPER, to the U.S. Department of Housing and Urban Development (HUD) for the activities and expenditures for the 2013-2014 Program Year; and

***WHEREAS***, the City Council must also certify that it is complying with HUD requirements for the use of CDBG funds; and

***WHEREAS***, the City has spent \$398,139.12 in CDBG funds during the 2013-2014 Program Year, and 100% of its funds were used for activities that benefitted low and moderate-income persons; and


***WHEREAS***, the City Manager is the certifying official for all HUD reports and transactions; and

***WHEREAS***, the City has held a public hearing to hear public testimony of all interested parties regarding the 2013-2014 Fifth Program Year CAPER; and


***NOW THEREFORE, IT IS HEREBY RESOLVED BY THE CITY COUNCIL OF THE CITY OF PERRIS AS FOLLOWS:***


***Section 1:*** Subsequent to hearing and consideration of all testimony, the City Council hereby adopts the 2013-2014 Consolidated Annual Performance Report (CAPER), a copy of which is on file with the City Clerk of the City of Perris, and authorizes the City Manager to submit the same to HUD on behalf of the City of Perris.

***PASSED, APPROVED, AND ADOPTED this 26<sup>th</sup> day of August 2014***

  
MAYOR, DARYL R. BUSCH

ATTEST:


  
\_\_\_\_\_  
City Clerk, Nancy Salazar




STATE OF CALIFORNIA    )  
COUNTY OF RIVERSIDE    ) §  
CITY OF PERRIS            )

I, Nancy Salazar, City Clerk of the City of Perris, do hereby certify that the foregoing Resolution Number 4756 was duly adopted by the City Council of the City of Perris at a public hearing thereof held on the 26<sup>th</sup> day of August 2014, by the following vote:

AYES: RODRIGUEZ, ROGERS, YARBROUGH, LANDERS, BUSCH  
NOES: NONE  
ABSTAIN: NONE  
ABSENT: NONE

  
\_\_\_\_\_  
City Clerk, Nancy Salazar



## **APPENDIX 4: IDIS REPORTS**

### **INTEGRATED DISBURSEMENT AND INFORMATION SYSTEM REPORTS (IDIS)**

- PR03
- PR06
- PR23
- PR26

**PAGE INTENTIONALLY LEFT BLANK**

**APPENDIX 4A: IDIS PR03**





U.S. Department of Housing and Urban Development  
 Office of Community Planning and Development  
 Integrated Disbursement and Information System  
 CDBG Activity Summary Report (GPR) for Program Year 2013  
 PERRIS

Date: 18-Sep-2014  
 Time: 18:10  
 Page: 1

**PGM Year:** 2010  
**Project:** 0006 - "D" Street Public Area Enhancements  
**IDIS Activity:** 18 - "D" Street Public Area Enhancements

**Status:** Open  
**Location:** 135 N D St Perris, CA 92570-1906

**Objective:** Create suitable living environments  
**Outcome:** Sustainability  
**Matrix Code:** Street Improvements (03K)      **National Objective:** LMA

**Initial Funding Date:** 04/07/2011

**Description:**  
 Design and construction of expanded areas along D Street to include: landscaping, lighting, traffic signals, road resurfacing, street resurfacing, street furnishings, access to public parking facilities, and enhanced pedestrian crosswalks

**Financing**

Grant Year	Grant	Fund Type	Funded Amount	Drawn In Program Year	Drawn Thru Program Year
Pre-2015		EN	\$728,960.28	\$26,163.94	\$535,688.00
<b>Total</b>			<b>\$728,960.28</b>	<b>\$26,163.94</b>	<b>\$535,688.00</b>

**Proposed Accomplishments**  
 People (General) : 4,761  
 Total Population in Service Area: 3,837  
 Census Tract Percent Low / Mod: 61.00

**Annual Accomplishments**

Years	Accomplishment Narrative	# Benefitting
2010	Project underway; bid specifications complete, contract awarded and project to be carryover to FY 11-12.	
2011	Design complete; contract awarded; project underway.	
2013	Remaining project: bid opening on May 14, 2014; all bids were rejected at June 10, 2014 City Council meeting. Project will rebid on August 18, 2014 with the award set for August 26, 2014. Construction should start on September 29, 2014.	



U.S. Department of Housing and Urban Development  
 Office of Community Planning and Development  
 Integrated Disbursement and Information System  
 CDBG Activity Summary Report (GPR) for Program Year 2013  
 PERRIS

Date: 18-Sep-2014  
 Time: 18:10  
 Page: 2

**PGM Year:** 2010  
**Project:** 0007 - "D" Street Handicap Access  
**IDIS Activity:** 19 - "D" Street Handicap Access

**Status:** Completed 9/25/2013 12:00:00 AM  
**Location:** 135 N D St Perris, CA 92570-1906

**Objective:** Create suitable living environments  
**Outcome:** Availability/accessibility  
**Matrix Code:** Public Facilities and Improvement (General) (03)  
**National Objective:** LMC

**Initial Funding Date:** 12/08/2010

**Description:**

To complete handicap accessibility improvements to advance mobility of disabled citizens and increase access to service and facilities.

**Financing**

Grant Year	Grant	Fund Type	Funded Amount	Drawn In Program Year	Drawn Thru Program Year
Pre-2015		EN	\$49,828.41	\$0.00	\$49,828.41
<b>Total</b>			<b>\$49,828.41</b>	<b>\$0.00</b>	<b>\$49,828.41</b>

**Proposed Accomplishments**

People (General) : 200

**Actual Accomplishments**

Number assisted:

	Owner		Renter		Total		Person	
	Total	Hispanic	Total	Hispanic	Total	Hispanic	Total	Hispanic
White:	0	0	0	0	0	0		0
Black/African American:	0	0	0	0	0	0	0	0
Asian:	0	0	0	0	0	0	0	0
American Indian/Alaskan Native:	0	0	0	0	0	0	0	0
Native Hawaiian/Other Pacific Islander:	0	0	0	0	0	0	0	0
American Indian/Alaskan Native & White:	0	0	0	0	0	0	0	0
Asian White:	0	0	0	0	0	0	0	0
Black/African American & White:	0	0	0	0	0	0	0	0
American Indian/Alaskan Native & Black/African American:	0	0	0	0	0	0	0	0
Other multi-racial:	0	0	0	0	0	0	1	0
Asian/Pacific Islander:	0	0	0	0	0	0	0	0
Hispanic:	0	0	0	0	0	0	0	0
<b>Total:</b>	<b>0</b>	<b>0</b>	<b>0</b>	<b>0</b>	<b>0</b>	<b>0</b>	<b>1</b>	<b>0</b>
Female-headed Households:	0		0		0			



U.S. Department of Housing and Urban Development  
 Office of Community Planning and Development  
 Integrated Disbursement and Information System  
 CDBG Activity Summary Report (GPR) for Program Year 2013  
 PERRIS

Date: 18-Sep-2014  
 Time: 18:10  
 Page: 3

*Income Category:*

	<b>Owner</b>	<b>Renter</b>	<b>Total</b>	<b>Person</b>
Extremely Low	0	0	0	0
Low Mod	0	0	0	1
Moderate	0	0	0	0
Non Low Moderate	0	0	0	0
Total	0	0	0	1
Percent Low/Mod				100.0%

**Annual Accomplishments**

<b>Years</b>	<b>Accomplishment Narrative</b>	<b># Benefitting</b>
2010	Project underway; bid specifications complete, but no contract has been awarded. Project costs associated with project design.	
2011	Contact awarded; work in final stages of construction; anticipated completion in FY 12-13.	
2012	Project was completed four (4) curb cut/ramps in the downtown "D" Street area.	



U.S. Department of Housing and Urban Development  
 Office of Community Planning and Development  
 Integrated Disbursement and Information System  
 CDBG Activity Summary Report (GPR) for Program Year 2013  
 PERRIS

Date: 18-Sep-2014  
 Time: 18:10  
 Page: 4

**PGM Year:** 2011  
**Project:** 0008 - Park Improvements (Cooper Creek Park) - Playground  
**IDIS Activity:** 28 - Park Improvements (Cooper Creek Park) - Playground

**Status:** Completed 8/18/2014 12:00:00 AM  
**Location:** 100 N D St Perris, CA 92570-1918

**Objective:** Create suitable living environments  
**Outcome:** Availability/accessibility  
**Matrix Code:** Parks, Recreational Facilities (03F)      **National Objective:** LMA

**Initial Funding Date:** 09/27/2011

**Description:**  
 Remove and replace the existing playground with a rubberized playground.

**Financing**

Grant Year	Grant	Fund Type	Funded Amount	Drawn In Program Year	Drawn Thru Program Year
Pre-2015		EN	\$82,335.55	\$0.00	\$82,335.55
<b>Total</b>			<b>\$82,335.55</b>	<b>\$0.00</b>	<b>\$82,335.55</b>

**Proposed Accomplishments**

Public Facilities : 1  
 Total Population in Service Area: 35,974  
 Census Tract Percent Low / Mod: 56.70

**Annual Accomplishments**

Years	Accomplishment Narrative	# Benefiting
2011	Contract awarded; project under construction; anticipated completion in FY 12/13	
2012	Removal and replacement of the existing wood/bark material with rubberized playground material completed December 2012.	



U.S. Department of Housing and Urban Development  
 Office of Community Planning and Development  
 Integrated Disbursement and Information System  
 CDBG Activity Summary Report (GPR) for Program Year 2013  
 PERRIS

Date: 18-Sep-2014  
 Time: 18:10  
 Page: 5

**PGM Year:** 2012  
**Project:** 0001 - CDBG Program Administration  
**IDIS Activity:** 29 - CDBG Program Administration  
**Status:** Completed 9/16/2013 12:00:00 AM  
**Location:** ,  
**Objective:**  
**Outcome:**  
**Matrix Code:** General Program Administration (21A)      **National Objective:**

**Initial Funding Date:** 10/29/2012

**Description:**

Program management, monitoring and general oversight

**Financing**

Grant Year	Grant	Fund Type	Funded Amount	Drawn In Program Year	Drawn Thru Program Year
Pre-2015		EN	\$88,753.50	\$727.13	\$88,753.50
<b>Total</b>			<b>\$88,753.50</b>	<b>\$727.13</b>	<b>\$88,753.50</b>

**Proposed Accomplishments**

**Actual Accomplishments**

<i>Number assisted:</i>	<b>Owner</b>		<b>Renter</b>		<b>Total</b>		<b>Person</b>	
	Total	Hispanic	Total	Hispanic	Total	Hispanic	Total	Hispanic
White:					0	0		
Black/African American:					0	0		
Asian:					0	0		
American Indian/Alaskan Native:					0	0		
Native Hawaiian/Other Pacific Islander:					0	0		
American Indian/Alaskan Native & White:					0	0		
Asian White:					0	0		
Black/African American & White:					0	0		
American Indian/Alaskan Native & Black/African American:					0	0		
Other multi-racial:					0	0		
Asian/Pacific Islander:					0	0		
Hispanic:					0	0		
<b>Total:</b>	<b>0</b>	<b>0</b>	<b>0</b>	<b>0</b>	<b>0</b>	<b>0</b>	<b>0</b>	<b>0</b>
Female-headed Households:					0			

*Income Category:*

**Owner    Renter    Total    Person**



U.S. Department of Housing and Urban Development  
Office of Community Planning and Development  
Integrated Disbursement and Information System  
CDBG Activity Summary Report (GPR) for Program Year 2013  
PERRIS

Date: 18-Sep-2014  
Time: 18:10  
Page: 6

Extremely Low			0	
Low Mod			0	
Moderate			0	
Non Low Moderate			0	
Total	0	0	0	0
Percent Low/Mod				

**Annual Accomplishments**

No data returned for this view. This might be because the applied filter excludes all data.



U.S. Department of Housing and Urban Development  
 Office of Community Planning and Development  
 Integrated Disbursement and Information System  
 CDBG Activity Summary Report (GPR) for Program Year 2013  
 PERRIS

Date: 18-Sep-2014  
 Time: 18:10  
 Page: 7

**PGM Year:** 2012  
**Project:** 0006 - Fair Housing: Tenant/Landlord Services  
**IDIS Activity:** 30 - Fair Housing: Tenant/Landlord Services

**Status:** Completed 9/16/2013 12:00:00 AM  
**Location:** 3933 Mission Inn Ave Riverside, CA 92501-3219

**Objective:** Create suitable living environments  
**Outcome:** Availability/accessibility  
**Matrix Code:** Fair Housing Activities (if CDGS, then subject to 15% cap) (05J)      **National Objective:** LMC

**Initial Funding Date:** 10/31/2012

**Description:**  
 HUD mandated Fair Housing Services to be provided by the Fair Housing Council of Riverside County, Inc.

**Financing**

Grant Year	Grant	Fund Type	Funded Amount	Drawn In Program Year	Drawn Thru Program Year
Pre-2015		EN	\$28,995.81	\$6,339.97	\$28,995.81
<b>Total</b>			<b>\$28,995.81</b>	<b>\$6,339.97</b>	<b>\$28,995.81</b>

**Proposed Accomplishments**

People (General) : 400

**Actual Accomplishments**

Number assisted:

	Owner		Renter		Total		Person	
	Total	Hispanic	Total	Hispanic	Total	Hispanic	Total	Hispanic
White:	0	0	0	0	0	0	130	0
Black/African American:	0	0	0	0	0	0	236	0
Asian:	0	0	0	0	0	0	1	0
American Indian/Alaskan Native:	0	0	0	0	0	0	3	0
Native Hawaiian/Other Pacific Islander:	0	0	0	0	0	0	1	0
American Indian/Alaskan Native & White:	0	0	0	0	0	0	0	0
Asian White:	0	0	0	0	0	0	0	0
Black/African American & White:	0	0	0	0	0	0	0	0
American Indian/Alaskan Native & Black/African American:	0	0	0	0	0	0	0	0
Other multi-racial:	0	0	0	0	0	0	345	0
Asian/Pacific Islander:	0	0	0	0	0	0	0	0
Hispanic:	0	0	0	0	0	0	0	0
<b>Total:</b>	<b>0</b>	<b>0</b>	<b>0</b>	<b>0</b>	<b>0</b>	<b>0</b>	<b>716</b>	<b>0</b>
Female-headed Households:	0		0		0			



U.S. Department of Housing and Urban Development  
 Office of Community Planning and Development  
 Integrated Disbursement and Information System  
 CDBG Activity Summary Report (GPR) for Program Year 2013  
 PERRIS

Date: 18-Sep-2014  
 Time: 18:10  
 Page: 8

*Income Category:*

	<b>Owner</b>	<b>Renter</b>	<b>Total</b>	<b>Person</b>
Extremely Low	0	0	0	368
Low Mod	0	0	0	241
Moderate	0	0	0	62
Non Low Moderate	0	0	0	45
Total	0	0	0	716
Percent Low/Mod				93.7%

**Annual Accomplishments**

<b>Years</b>	<b>Accomplishment Narrative</b>	<b># Benefitting</b>
2012	716 persons served during FY 12-13 via calls, cases, and other fair housing services.	





U.S. Department of Housing and Urban Development  
 Office of Community Planning and Development  
 Integrated Disbursement and Information System  
 CDBG Activity Summary Report (GPR) for Program Year 2013  
 PERRIS

Date: 18-Sep-2014  
 Time: 18:10  
 Page: 9

**PGM Year:** 2012  
**Project:** 0004 - Aquatics Program  
**IDIS Activity:** 31 - Aquatics Program

**Status:** Completed 9/16/2013 7:54:48 PM  
**Location:** 175 E Nuevo Rd Perris, CA 92571-2910

**Objective:** Create suitable living environments  
**Outcome:** Availability/accessibility  
**Matrix Code:** Public Services (General) (05)      **National Objective:** LMA

**Initial Funding Date:** 10/31/2012

**Description:**  
 Aquatics program aimed at hiring qualified personnel to provide swimming lessons and safety instruction to low-income youth.

**Financing**

Grant Year	Grant	Fund Type	Funded Amount	Drawn In Program Year	Drawn Thru Program Year
Pre-2015		EN	\$34,645.00	\$0.00	\$34,645.00
<b>Total</b>			<b>\$34,645.00</b>	<b>\$0.00</b>	<b>\$34,645.00</b>

**Proposed Accomplishments**  
 People (General) : 900  
 Total Population in Service Area: 35,974  
 Census Tract Percent Low / Mod: 56.70

**Annual Accomplishments**

Years	Accomplishment Narrative	# Benefiting
2012	Provided swim lessons for City of Perris youth residents.	





U.S. Department of Housing and Urban Development  
 Office of Community Planning and Development  
 Integrated Disbursement and Information System  
 CDBG Activity Summary Report (GPR) for Program Year 2013  
 PERRIS

Date: 18-Sep-2014  
 Time: 18:10  
 Page: 11

*Income Category:*

	<b>Owner</b>	<b>Renter</b>	<b>Total</b>	<b>Person</b>
Extremely Low	0	0	0	74
Low Mod	0	0	0	34
Moderate	0	0	0	8
Non Low Moderate	0	0	0	0
Total	0	0	0	116
Percent Low/Mod				100.0%

**Annual Accomplishments**

<b>Years</b>	<b>Accomplishment Narrative</b>	<b># Benefitting</b>
2012	The Senior Center Case Management Program provided supportive services to 116 eligible senior citizens during the 2012-2013 fiscal year. Staff developed partnerships with Riverside Housing Development, Community Access, and Inland County Legal Services to address various needs expressed by program participants.	



U.S. Department of Housing and Urban Development  
 Office of Community Planning and Development  
 Integrated Disbursement and Information System  
 CDBG Activity Summary Report (GPR) for Program Year 2013  
 PERRIS

Date: 18-Sep-2014  
 Time: 18:10  
 Page: 12

**PGM Year:** 2012  
**Project:** 0003 - Senior Center Game Zone  
**IDIS Activity:** 33 - Game Zone

**Status:** Completed 9/18/2013 12:00:00 AM  
**Location:** 100 N D St Perris, CA 92570-1918

**Objective:** Create suitable living environments  
**Outcome:** Availability/accessibility  
**Matrix Code:** Public Services (General) (05)      **National Objective:** LMA

**Initial Funding Date:** 10/31/2012

**Description:**  
 Provide after school enrichment program for teens.

**Financing**

Grant Year	Grant	Fund Type	Funded Amount	Drawn In Program Year	Drawn Thru Program Year
Pre-2015		EN	\$19,153.74	\$0.00	\$19,153.74
<b>Total</b>			<b>\$19,153.74</b>	<b>\$0.00</b>	<b>\$19,153.74</b>

**Proposed Accomplishments**

People (General) : 35,974  
 Total Population in Service Area: 35,974  
 Census Tract Percent Low / Mod: 56.70

**Annual Accomplishments**

Years	Accomplishment Narrative	# Benefiting
2012	The Game Zone provided after school enrichment program that offered a combination of recreation, leisure, and educational activities to resident teens.	





U.S. Department of Housing and Urban Development  
 Office of Community Planning and Development  
 Integrated Disbursement and Information System  
 CDBG Activity Summary Report (GPR) for Program Year 2013  
 PERRIS

Date: 18-Sep-2014  
 Time: 18:10  
 Page: 14

**PGM Year:** 2013  
**Project:** 0001 - CDBG ADMINISTRATION  
**IDIS Activity:** 35 - CDBG Administration

**Status:** Open  
**Location:** ,  
**Objective:**  
**Outcome:**  
**Matrix Code:** General Program Administration (21A)      **National Objective:**

**Initial Funding Date:** 11/25/2013

**Description:**  
 General Planning and Administration of the CDBG Program and implementing all elements associated with the Program.

**Financing**

Grant Year	Grant	Fund Type	Funded Amount	Drawn In Program Year	Drawn Thru Program Year
Pre-2015		EN	\$162,673.00	\$106,269.72	\$106,269.72
<b>Total</b>			<b>\$162,673.00</b>	<b>\$106,269.72</b>	<b>\$106,269.72</b>

**Proposed Accomplishments**

**Actual Accomplishments**

<i>Number assisted:</i>	<b>Owner</b>		<b>Renter</b>		<b>Total</b>		<b>Person</b>	
	Total	Hispanic	Total	Hispanic	Total	Hispanic	Total	Hispanic
White:					0	0		
Black/African American:					0	0		
Asian:					0	0		
American Indian/Alaskan Native:					0	0		
Native Hawaiian/Other Pacific Islander:					0	0		
American Indian/Alaskan Native & White:					0	0		
Asian White:					0	0		
Black/African American & White:					0	0		
American Indian/Alaskan Native & Black/African American:					0	0		
Other multi-racial:					0	0		
Asian/Pacific Islander:					0	0		
Hispanic:					0	0		
<b>Total:</b>	<b>0</b>	<b>0</b>	<b>0</b>	<b>0</b>	<b>0</b>	<b>0</b>	<b>0</b>	<b>0</b>
Female-headed Households:					0			

*Income Category:*

**Owner    Renter    Total    Person**



U.S. Department of Housing and Urban Development  
Office of Community Planning and Development  
Integrated Disbursement and Information System  
CDBG Activity Summary Report (GPR) for Program Year 2013  
PERRIS

Date: 18-Sep-2014

Time: 18:10

Page: 15

Extremely Low			0	
Low Mod			0	
Moderate			0	
Non Low Moderate			0	
Total	0	0	0	0
Percent Low/Mod				

**Annual Accomplishments**

No data returned for this view. This might be because the applied filter excludes all data.



U.S. Department of Housing and Urban Development  
 Office of Community Planning and Development  
 Integrated Disbursement and Information System  
 CDBG Activity Summary Report (GPR) for Program Year 2013  
 PERRIS

Date: 18-Sep-2014  
 Time: 18:10  
 Page: 16

**PGM Year:** 2013  
**Project:** 0002 - AQUATICS PROGRAM  
**IDIS Activity:** 36 - Aquatics

**Status:** Completed 1/14/2014 12:00:00 AM  
**Location:** 175 E Nuevo Rd Perris, CA 92571-2910

**Objective:** Create suitable living environments  
**Outcome:** Availability/accessibility  
**Matrix Code:** Public Services (General) (05)      **National Objective:** LMA

**Initial Funding Date:** 11/25/2013

**Description:**  
 Provide swim lessons to low-mod youth.

**Financing**

Grant Year	Grant	Fund Type	Funded Amount	Drawn In Program Year	Drawn Thru Program Year
Pre-2015		EN	\$11,711.26	\$11,711.26	\$11,711.26
<b>Total</b>			<b>\$11,711.26</b>	<b>\$11,711.26</b>	<b>\$11,711.26</b>

**Proposed Accomplishments**  
 People (General) : 1,100  
 Total Population in Service Area: 35,974  
 Census Tract Percent Low / Mod: 56.70

**Annual Accomplishments**

Years	Accomplishment Narrative	# Benefiting
2013	Project provided aquatic recreational services citywide to low- moderate income persons.	





U.S. Department of Housing and Urban Development  
 Office of Community Planning and Development  
 Integrated Disbursement and Information System  
 CDBG Activity Summary Report (GPR) for Program Year 2013  
 PERRIS

Date: 18-Sep-2014  
 Time: 18:10  
 Page: 17

**PGM Year:** 2013  
**Project:** 0003 - GRAFFITI ABATEMENT PROGRAM  
**IDIS Activity:** 37 - Graffiti Abatement Program

**Status:** Open  
**Location:** 100 N D St Perris, CA 92570-1918

**Objective:** Create suitable living environments  
**Outcome:** Sustainability  
**Matrix Code:** Public Services (General) (05)      **National Objective:** LMA

**Initial Funding Date:** 11/26/2013

**Description:**  
 Eliminate slum and blighted conditions citywide by removing graffiti.

**Financing**

Grant Year	Grant	Fund Type	Funded Amount	Drawn In Program Year	Drawn Thru Program Year
Pre-2015		EN	\$20,446.00	\$18,000.00	\$18,000.00
<b>Total</b>			<b>\$20,446.00</b>	<b>\$18,000.00</b>	<b>\$18,000.00</b>

**Proposed Accomplishments**

People (General) : 35,974  
 Total Population in Service Area: 35,974  
 Census Tract Percent Low / Mod: 56.70

**Annual Accomplishments**

Years	Accomplishment Narrative	# Benefiting
2013	Graffiti removed in CDBG eligible areas to eliminate blighted conditions.	



U.S. Department of Housing and Urban Development  
 Office of Community Planning and Development  
 Integrated Disbursement and Information System  
 CDBG Activity Summary Report (GPR) for Program Year 2013  
 PERRIS

Date: 18-Sep-2014  
 Time: 18:10  
 Page: 18

**PGM Year:** 2013  
**Project:** 0004 - FAIR HOUSING SERVICES  
**IDIS Activity:** 38 - Fair Housing Services

**Status:** Open  
**Location:** 3933 Mission Inn Ave Riverside, CA 92501-3219

**Objective:** Create suitable living environments  
**Outcome:** Availability/accessibility  
**Matrix Code:** Fair Housing Activities (if CDGS, then subject to 15% cap) (05J)      **National Objective:** LMC

**Initial Funding Date:** 11/25/2013

**Description:**  
 HUD mandated Fair Housing Services to be provided by the Fair Housing Council of Riverside County, Inc.,

**Financing**

Grant Year	Grant	Fund Type	Funded Amount	Drawn In Program Year	Drawn Thru Program Year
Pre-2015		EN	\$27,000.00	\$26,841.32	\$26,841.32
<b>Total</b>			<b>\$27,000.00</b>	<b>\$26,841.32</b>	<b>\$26,841.32</b>

**Proposed Accomplishments**

People (General) : 400

**Actual Accomplishments**

Number assisted:

	Owner		Renter		Total		Person	
	Total	Hispanic	Total	Hispanic	Total	Hispanic	Total	Hispanic
White:	0	0	0	0	0	0	211	5
Black/African American:	0	0	0	0	0	0	437	4
Asian:	0	0	0	0	0	0	13	0
American Indian/Alaskan Native:	0	0	0	0	0	0	0	0
Native Hawaiian/Other Pacific Islander:	0	0	0	0	0	0	0	0
American Indian/Alaskan Native & White:	0	0	0	0	0	0	0	0
Asian White:	0	0	0	0	0	0	4	0
Black/African American & White:	0	0	0	0	0	0	14	0
American Indian/Alaskan Native & Black/African American:	0	0	0	0	0	0	0	0
Other multi-racial:	0	0	0	0	0	0	8	5
Asian/Pacific Islander:	0	0	0	0	0	0	0	0
Hispanic:	0	0	0	0	0	0	0	0
<b>Total:</b>	<b>0</b>	<b>0</b>	<b>0</b>	<b>0</b>	<b>0</b>	<b>0</b>	<b>687</b>	<b>14</b>
Female-headed Households:	0		0		0			



U.S. Department of Housing and Urban Development  
 Office of Community Planning and Development  
 Integrated Disbursement and Information System  
 CDBG Activity Summary Report (GPR) for Program Year 2013  
 PERRIS

Date: 18-Sep-2014  
 Time: 18:10  
 Page: 19

*Income Category:*

	<b>Owner</b>	<b>Renter</b>	<b>Total</b>	<b>Person</b>
Extremely Low	0	0	0	340
Low Mod	0	0	0	228
Moderate	0	0	0	72
Non Low Moderate	0	0	0	47
Total	0	0	0	687
Percent Low/Mod				93.2%

**Annual Accomplishments**

<b>Years</b>	<b>Accomplishment Narrative</b>	<b># Benefitting</b>
2013	582 low-mod persons served during FY 13-14 via calls, cases, and other fair housing services.	



U.S. Department of Housing and Urban Development  
 Office of Community Planning and Development  
 Integrated Disbursement and Information System  
 CDBG Activity Summary Report (GPR) for Program Year 2013  
 PERRIS

Date: 18-Sep-2014  
 Time: 18:10  
 Page: 20

**PGM Year:** 2013  
**Project:** 0006 - CODE ENFORCEMENT  
**IDIS Activity:** 39 - Code Enforcement

**Status:** Open  
**Location:** 227 N D St Perris, CA 92570-1946

**Objective:** Create suitable living environments  
**Outcome:** Sustainability  
**Matrix Code:** Code Enforcement (15) **National Objective:** LMA

**Initial Funding Date:** 11/26/2013

**Description:**  
 Code enforcement inspections in CDBG-eligible areas to detect health and safety hazards.

**Financing**

Grant Year	Grant	Fund Type	Funded Amount	Drawn In Program Year	Drawn Thru Program Year
Pre-2015		EN	\$158,973.00	\$69,130.40	\$69,130.40
<b>Total</b>			<b>\$158,973.00</b>	<b>\$69,130.40</b>	<b>\$69,130.40</b>

**Proposed Accomplishments**

Housing Units : 850  
 Total Population in Service Area: 5,945  
 Census Tract Percent Low / Mod: 72.50

**Annual Accomplishments**

Years	Accomplishment Narrative	# Benefiting
2013	Provided pro-active code enforcement activities in the CDBG Target Area focusing on building and code violations and housing issues.	



U.S. Department of Housing and Urban Development  
 Office of Community Planning and Development  
 Integrated Disbursement and Information System  
 CDBG Activity Summary Report (GPR) for Program Year 2013  
 PERRIS

Date: 18-Sep-2014  
 Time: 18:10  
 Page: 21

**PGM Year:** 2013  
**Project:** 0005 - YOUTH MENTORING PROGRAM  
**IDIS Activity:** 40 - Youth Mentoring Program

**Status:** Open  
**Location:** 3110 Indian Ave Perris, CA 92571-3271

**Objective:** Create suitable living environments  
**Outcome:** Affordability  
**Matrix Code:** Public Services (General) (05)      **National Objective:** LMA

**Initial Funding Date:** 11/26/2013

**Description:**  
 Provide low-income Perris youth residents with free boxing lessons who would otherwise not be able to participate in the recreational sport if not for the financial assistance.

**Financing**

Grant Year	Grant	Fund Type	Funded Amount	Drawn In Program Year	Drawn Thru Program Year
Pre-2015		EN	\$24,870.00	\$24,175.00	\$24,175.00
<b>Total</b>			<b>\$24,870.00</b>	<b>\$24,175.00</b>	<b>\$24,175.00</b>

**Proposed Accomplishments**  
 People (General) : 111  
 Total Population in Service Area: 35,974  
 Census Tract Percent Low / Mod: 56.70

**Annual Accomplishments**

Years	Accomplishment Narrative	# Benefiting
2013	Perris Valley Association Sports provided boxing lessons to low-moderate income Perris residents.	



U.S. Department of Housing and Urban Development  
 Office of Community Planning and Development  
 Integrated Disbursement and Information System  
 CDBG Activity Summary Report (GPR) for Program Year 2013  
 PERRIS

Date: 18-Sep-2014  
 Time: 18:10  
 Page: 22

**PGM Year:** 2013  
**Project:** 0008 - SENIOR HOME REPAIR PROGRAM  
**IDIS Activity:** 41 - Senior Home Repair Program

**Status:** Canceled 2/6/2014 7:38:17 PM  
**Location:** 135 N D St Perris, CA 92570-1906

**Objective:** Create suitable living environments  
**Outcome:** Affordability  
**Matrix Code:** Rehab; Single-Unit Residential (14A)      **National Objective:** LMH

**Initial Funding Date:** 12/12/2013

**Description:**  
 Provides housing rehabilitation to qualified low to moderate income senior citizens in Perris.

**Financing**  
 No data returned for this view. This might be because the applied filter excludes all data.

**Proposed Accomplishments**

Housing Units : 30

**Actual Accomplishments**

*Number assisted:*

	Owner		Renter		Total		Person	
	Total	Hispanic	Total	Hispanic	Total	Hispanic	Total	Hispanic
White:	0	0	0	0	0	0		0
Black/African American:	0	0	0	0	0	0	0	0
Asian:	0	0	0	0	0	0	0	0
American Indian/Alaskan Native:	0	0	0	0	0	0	0	0
Native Hawaiian/Other Pacific Islander:	0	0	0	0	0	0	0	0
American Indian/Alaskan Native & White:	0	0	0	0	0	0	0	0
Asian White:	0	0	0	0	0	0	0	0
Black/African American & White:	0	0	0	0	0	0	0	0
American Indian/Alaskan Native & Black/African American:	0	0	0	0	0	0	0	0
Other multi-racial:	0	0	0	0	0	0	0	0
Asian/Pacific Islander:	0	0	0	0	0	0	0	0



U.S. Department of Housing and Urban Development  
 Office of Community Planning and Development  
 Integrated Disbursement and Information System  
 CDBG Activity Summary Report (GPR) for Program Year 2013  
 PERRIS

Date: 18-Sep-2014  
 Time: 18:10  
 Page: 23

Hispanic:	0	0	0	0	0	0	0	0
<b>Total:</b>	<b>0</b>	<b>0</b>	<b>0</b>	<b>0</b>	<b>0</b>	<b>0</b>	<b>0</b>	<b>0</b>
Female-headed Households:	0		0		0			

*Income Category:*

	<b>Owner</b>	<b>Renter</b>	<b>Total</b>	<b>Person</b>
Extremely Low	0	0	0	0
Low Mod	0	0	0	0
Moderate	0	0	0	0
Non Low Moderate	0	0	0	0
Total	0	0	0	0
Percent Low/Mod				

**Annual Accomplishments**

No data returned for this view. This might be because the applied filter excludes all data.



U.S. Department of Housing and Urban Development  
 Office of Community Planning and Development  
 Integrated Disbursement and Information System  
 CDBG Activity Summary Report (GPR) for Program Year 2013  
 PERRIS

Date: 18-Sep-2014  
 Time: 18:10  
 Page: 24

**PGM Year:** 2013  
**Project:** 0007 - PARK IMPROVEMENTS - METZ PARK  
**IDIS Activity:** 42 - Park Improvements- Metz Park

**Status:** Open  
**Location:** 215 Metz Road Perris, CA 92570

**Objective:** Create suitable living environments  
**Outcome:** Availability/accessibility  
**Matrix Code:** Parks, Recreational Facilities (03F)      **National Objective:** LMA

**Initial Funding Date:** 11/26/2013

**Description:**  
 1. Re-grading of the soccer field  
 2. repair existing irrigation and upgrade the irrigation system as needed  
 3. soil and turf restoration  
 4. install wrought iron fencing

**Financing**

Grant Year	Grant	Fund Type	Funded Amount	Drawn In Program Year	Drawn Thru Program Year
Pre-2015		EN	\$170,000.00	\$82,546.45	\$82,546.45
<b>Total</b>			<b>\$170,000.00</b>	<b>\$82,546.45</b>	<b>\$82,546.45</b>

**Proposed Accomplishments**  
 Public Facilities : 35,974  
 Total Population in Service Area: 35,974  
 Census Tract Percent Low / Mod: 56.70

**Annual Accomplishments**

Years	Accomplishment Narrative	# Benefitting
2013	Project awarded on February 11, 2014. Construction began on March 17, 2014. Grass field completed on July 2, 2014. Permanent fencing and walk path pending.	





U.S. Department of Housing and Urban Development  
 Office of Community Planning and Development  
 Integrated Disbursement and Information System  
 CDBG Activity Summary Report (GPR) for Program Year 2013  
 PERRIS

Date: 18-Sep-2014  
 Time: 18:10  
 Page: 25

**PGM Year:** 2013  
**Project:** 0008 - SENIOR HOME REPAIR PROGRAM  
**IDIS Activity:** 43 - 733 Mariner Drive

**Status:** Completed 4/9/2014 12:00:00 AM  
**Location:** 733 Mariner Dr Perris, CA 92571-3822

**Objective:** Create suitable living environments  
**Outcome:** Affordability  
**Matrix Code:** Rehab; Single-Unit Residential (14A)      **National Objective:** LMH

**Initial Funding Date:** 02/06/2014

**Description:**  
 Grant for minor residential rehabilitation assistance for senior citizen homeowners.

**Financing**

Grant Year	Grant	Fund Type	Funded Amount	Drawn In Program Year	Drawn Thru Program Year
Pre-2015		EN	\$7,326.94	\$7,326.94	\$7,326.94
<b>Total</b>			<b>\$7,326.94</b>	<b>\$7,326.94</b>	<b>\$7,326.94</b>

**Proposed Accomplishments**

Housing Units : 1

**Actual Accomplishments**

Number assisted:

	Owner		Renter		Total		Person	
	Total	Hispanic	Total	Hispanic	Total	Hispanic	Total	Hispanic
White:	1	1	0	0	1	1	0	0
Black/African American:	0	0	0	0	0	0	0	0
Asian:	0	0	0	0	0	0	0	0
American Indian/Alaskan Native:	0	0	0	0	0	0	0	0
Native Hawaiian/Other Pacific Islander:	0	0	0	0	0	0	0	0
American Indian/Alaskan Native & White:	0	0	0	0	0	0	0	0
Asian White:	0	0	0	0	0	0	0	0
Black/African American & White:	0	0	0	0	0	0	0	0
American Indian/Alaskan Native & Black/African American:	0	0	0	0	0	0	0	0
Other multi-racial:	0	0	0	0	0	0	0	0
Asian/Pacific Islander:	0	0	0	0	0	0	0	0
Hispanic:	0	0	0	0	0	0	0	0
<b>Total:</b>	<b>1</b>	<b>1</b>	<b>0</b>	<b>0</b>	<b>1</b>	<b>1</b>	<b>0</b>	<b>0</b>
Female-headed Households:	0		0		0			



U.S. Department of Housing and Urban Development  
 Office of Community Planning and Development  
 Integrated Disbursement and Information System  
 CDBG Activity Summary Report (GPR) for Program Year 2013  
 PERRIS

Date: 18-Sep-2014  
 Time: 18:10  
 Page: 26

*Income Category:*

	<b>Owner</b>	<b>Renter</b>	<b>Total</b>	<b>Person</b>
Extremely Low	1	0	1	0
Low Mod	0	0	0	0
Moderate	0	0	0	0
Non Low Moderate	0	0	0	0
Total	1	0	1	0
Percent Low/Mod	100.0%		100.0%	

**Annual Accomplishments**

<b>Years</b>	<b>Accomplishment Narrative</b>	<b># Benefitting</b>
2013	Replaced existing HVAC split system with new HVAC energy efficient unit.	



U.S. Department of Housing and Urban Development  
 Office of Community Planning and Development  
 Integrated Disbursement and Information System  
 CDBG Activity Summary Report (GPR) for Program Year 2013  
 PERRIS

Date: 18-Sep-2014  
 Time: 18:10  
 Page: 27

**PGM Year:** 2013  
**Project:** 0008 - SENIOR HOME REPAIR PROGRAM  
**IDIS Activity:** 44 - 2528 Spectacular Bid Street

**Status:** Completed 4/9/2014 12:00:00 AM  
**Location:** 2528 Spectacular Bid St Perris, CA 92571-4638

**Objective:** Create suitable living environments  
**Outcome:** Affordability  
**Matrix Code:** Rehab; Single-Unit Residential (14A)      **National Objective:** LMH

**Initial Funding Date:** 02/06/2014

**Description:**  
 Minor rehab of single family property for Senior Citizen homeowner.

**Financing**

Grant Year	Grant	Fund Type	Funded Amount	Drawn In Program Year	Drawn Thru Program Year
Pre-2015		EN	\$7,326.94	\$7,326.94	\$7,326.94
<b>Total</b>			<b>\$7,326.94</b>	<b>\$7,326.94</b>	<b>\$7,326.94</b>

**Proposed Accomplishments**

Housing Units : 1

**Actual Accomplishments**

*Number assisted:*

	<b>Owner</b>		<b>Renter</b>		<b>Total</b>		<b>Person</b>	
	Total	Hispanic	Total	Hispanic	Total	Hispanic	Total	Hispanic
White:	1	1	0	0	1	1	0	0
Black/African American:	0	0	0	0	0	0	0	0
Asian:	0	0	0	0	0	0	0	0
American Indian/Alaskan Native:	0	0	0	0	0	0	0	0
Native Hawaiian/Other Pacific Islander:	0	0	0	0	0	0	0	0
American Indian/Alaskan Native & White:	0	0	0	0	0	0	0	0
Asian White:	0	0	0	0	0	0	0	0
Black/African American & White:	0	0	0	0	0	0	0	0
American Indian/Alaskan Native & Black/African American:	0	0	0	0	0	0	0	0
Other multi-racial:	0	0	0	0	0	0	0	0
Asian/Pacific Islander:	0	0	0	0	0	0	0	0
Hispanic:	0	0	0	0	0	0	0	0
<b>Total:</b>	<b>1</b>	<b>1</b>	<b>0</b>	<b>0</b>	<b>1</b>	<b>1</b>	<b>0</b>	<b>0</b>
Female-headed Households:	0		0		0			



U.S. Department of Housing and Urban Development  
 Office of Community Planning and Development  
 Integrated Disbursement and Information System  
 CDBG Activity Summary Report (GPR) for Program Year 2013  
 PERRIS

Date: 18-Sep-2014  
 Time: 18:10  
 Page: 28

*Income Category:*

	<b>Owner</b>	<b>Renter</b>	<b>Total</b>	<b>Person</b>
Extremely Low	0	0	0	0
Low Mod	1	0	1	0
Moderate	0	0	0	0
Non Low Moderate	0	0	0	0
Total	1	0	1	0
Percent Low/Mod	100.0%		100.0%	

**Annual Accomplishments**

<b>Years</b>	<b>Accomplishment Narrative</b>	<b># Benefitting</b>
2013	New 30 year roof system installed.	



U.S. Department of Housing and Urban Development  
 Office of Community Planning and Development  
 Integrated Disbursement and Information System  
 CDBG Activity Summary Report (GPR) for Program Year 2013  
 PERRIS

Date: 18-Sep-2014  
 Time: 18:10  
 Page: 29

**PGM Year:** 2013  
**Project:** 0008 - SENIOR HOME REPAIR PROGRAM  
**IDIS Activity:** 45 - 1301 Mount Diablo

**Status:** Completed 4/9/2014 12:00:00 AM  
**Location:** 1301 Mount Diablo St Perris, CA 92570-1842

**Objective:** Create suitable living environments  
**Outcome:** Affordability  
**Matrix Code:** Rehab; Single-Unit Residential (14A)      **National Objective:** LMH

**Initial Funding Date:** 02/24/2014

**Description:**  
 Minor Home repair for eligible Senior Citizen homeowners.

**Financing**

Grant Year	Grant	Fund Type	Funded Amount	Drawn In Program Year	Drawn Thru Program Year
Pre-2015		EN	\$7,326.94	\$7,326.94	\$7,326.94
<b>Total</b>			<b>\$7,326.94</b>	<b>\$7,326.94</b>	<b>\$7,326.94</b>

**Proposed Accomplishments**

Housing Units : 1

**Actual Accomplishments**

*Number assisted:*

	<b>Owner</b>		<b>Renter</b>		<b>Total</b>		<b>Person</b>	
	Total	Hispanic	Total	Hispanic	Total	Hispanic	Total	Hispanic
White:	1	1	0	0	1	1	0	0
Black/African American:	0	0	0	0	0	0	0	0
Asian:	0	0	0	0	0	0	0	0
American Indian/Alaskan Native:	0	0	0	0	0	0	0	0
Native Hawaiian/Other Pacific Islander:	0	0	0	0	0	0	0	0
American Indian/Alaskan Native & White:	0	0	0	0	0	0	0	0
Asian White:	0	0	0	0	0	0	0	0
Black/African American & White:	0	0	0	0	0	0	0	0
American Indian/Alaskan Native & Black/African American:	0	0	0	0	0	0	0	0
Other multi-racial:	0	0	0	0	0	0	0	0
Asian/Pacific Islander:	0	0	0	0	0	0	0	0
Hispanic:	0	0	0	0	0	0	0	0
<b>Total:</b>	<b>1</b>	<b>1</b>	<b>0</b>	<b>0</b>	<b>1</b>	<b>1</b>	<b>0</b>	<b>0</b>
Female-headed Households:	1		0		1			



U.S. Department of Housing and Urban Development  
 Office of Community Planning and Development  
 Integrated Disbursement and Information System  
 CDBG Activity Summary Report (GPR) for Program Year 2013  
 PERRIS

Date: 18-Sep-2014  
 Time: 18:10  
 Page: 30

*Income Category:*

	<b>Owner</b>	<b>Renter</b>	<b>Total</b>	<b>Person</b>
Extremely Low	1	0	1	0
Low Mod	0	0	0	0
Moderate	0	0	0	0
Non Low Moderate	0	0	0	0
Total	1	0	1	0
Percent Low/Mod	100.0%		100.0%	

**Annual Accomplishments**

<b>Years</b>	<b>Accomplishment Narrative</b>	<b># Benefitting</b>
2013	Homeowner was provided with grant for minor home repair which included a new 30 year roof.	



U.S. Department of Housing and Urban Development  
 Office of Community Planning and Development  
 Integrated Disbursement and Information System  
 CDBG Activity Summary Report (GPR) for Program Year 2013  
 PERRIS

Date: 18-Sep-2014  
 Time: 18:10  
 Page: 31

**PGM Year:** 2013  
**Project:** 0008 - SENIOR HOME REPAIR PROGRAM  
**IDIS Activity:** 46 - 2477 Cannonade Court

**Status:** Completed 8/13/2014 12:00:00 AM  
**Location:** 2477 Cannonade Ct Perris, CA 92571-2535

**Objective:** Create suitable living environments  
**Outcome:** Affordability  
**Matrix Code:** Rehab; Single-Unit Residential (14A)      **National Objective:** LMH

**Initial Funding Date:** 02/24/2014

**Description:**  
 Minor Home repair for eligible Senior Citizen Homeowners

**Financing**

Grant Year	Grant	Fund Type	Funded Amount	Drawn In Program Year	Drawn Thru Program Year
Pre-2015		EN	\$7,337.35	\$7,337.35	\$7,337.35
<b>Total</b>			<b>\$7,337.35</b>	<b>\$7,337.35</b>	<b>\$7,337.35</b>

**Proposed Accomplishments**

Housing Units : 1

**Actual Accomplishments**

*Number assisted:*

	<b>Owner</b>		<b>Renter</b>		<b>Total</b>		<b>Person</b>	
	Total	Hispanic	Total	Hispanic	Total	Hispanic	Total	Hispanic
White:	0	0	0	0	0	0	0	0
Black/African American:	1	0	0	0	1	0	0	0
Asian:	0	0	0	0	0	0	0	0
American Indian/Alaskan Native:	0	0	0	0	0	0	0	0
Native Hawaiian/Other Pacific Islander:	0	0	0	0	0	0	0	0
American Indian/Alaskan Native & White:	0	0	0	0	0	0	0	0
Asian White:	0	0	0	0	0	0	0	0
Black/African American & White:	0	0	0	0	0	0	0	0
American Indian/Alaskan Native & Black/African American:	0	0	0	0	0	0	0	0
Other multi-racial:	0	0	0	0	0	0	0	0
Asian/Pacific Islander:	0	0	0	0	0	0	0	0
Hispanic:	0	0	0	0	0	0	0	0
<b>Total:</b>	<b>1</b>	<b>0</b>	<b>0</b>	<b>0</b>	<b>1</b>	<b>0</b>	<b>0</b>	<b>0</b>
Female-headed Households:	0		0		0			



U.S. Department of Housing and Urban Development  
 Office of Community Planning and Development  
 Integrated Disbursement and Information System  
 CDBG Activity Summary Report (GPR) for Program Year 2013  
 PERRIS

Date: 18-Sep-2014  
 Time: 18:10  
 Page: 32

*Income Category:*

	<b>Owner</b>	<b>Renter</b>	<b>Total</b>	<b>Person</b>
Extremely Low	0	0	0	0
Low Mod	1	0	1	0
Moderate	0	0	0	0
Non Low Moderate	0	0	0	0
Total	1	0	1	0
Percent Low/Mod	100.0%		100.0%	

**Annual Accomplishments**

<b>Years</b>	<b>Accomplishment Narrative</b>	<b># Benefitting</b>
2013	Homeowner was assisted with a grant for minor home repair which included replacement of existing HVAC unit with a new energy efficient unit, installation of 3 new smoke detectors and CO detector, and a new kitchen sink & faucet that was provided by the homeowner.	





U.S. Department of Housing and Urban Development  
 Office of Community Planning and Development  
 Integrated Disbursement and Information System  
 CDBG Activity Summary Report (GPR) for Program Year 2013  
 PERRIS

Date: 18-Sep-2014  
 Time: 18:10  
 Page: 33

**PGM Year:** 2013  
**Project:** 0008 - SENIOR HOME REPAIR PROGRAM  
**IDIS Activity:** 47 - 3157 Lakeview Drive

**Status:** Completed 4/9/2014 12:00:00 AM  
**Location:** 3157 Lake View Dr Perris, CA 92571-4633

**Objective:** Create suitable living environments  
**Outcome:** Affordability  
**Matrix Code:** Rehab; Single-Unit Residential (14A)      **National Objective:** LMH

**Initial Funding Date:** 04/03/2014

**Description:**  
 Provide residential minor rehabilitation grant assistance to senior citizen homeowners.

**Financing**

Grant Year	Grant	Fund Type	Funded Amount	Drawn In Program Year	Drawn Thru Program Year
Pre-2015		EN	\$7,337.35	\$7,337.35	\$7,337.35
<b>Total</b>			<b>\$7,337.35</b>	<b>\$7,337.35</b>	<b>\$7,337.35</b>

**Proposed Accomplishments**

Housing Units : 1

**Actual Accomplishments**

Number assisted:

	Owner		Renter		Total		Person	
	Total	Hispanic	Total	Hispanic	Total	Hispanic	Total	Hispanic
White:	0	0	0	0	0	0		0
Black/African American:	0	0	0	0	0	0	0	0
Asian:	0	0	0	0	0	0	0	0
American Indian/Alaskan Native:	0	0	0	0	0	0	0	0
Native Hawaiian/Other Pacific Islander:	0	0	0	0	0	0	0	0
American Indian/Alaskan Native & White:	0	0	0	0	0	0	0	0
Asian White:	0	0	0	0	0	0	0	0
Black/African American & White:	0	0	0	0	0	0	0	0
American Indian/Alaskan Native & Black/African American:	0	0	0	0	0	0	0	0
Other multi-racial:	1	1	0	0	1	1	0	0
Asian/Pacific Islander:	0	0	0	0	0	0	0	0
Hispanic:	0	0	0	0	0	0	0	0
<b>Total:</b>	<b>1</b>	<b>1</b>	<b>0</b>	<b>0</b>	<b>1</b>	<b>1</b>	<b>0</b>	<b>0</b>
Female-headed Households:	1		0		1			



U.S. Department of Housing and Urban Development  
 Office of Community Planning and Development  
 Integrated Disbursement and Information System  
 CDBG Activity Summary Report (GPR) for Program Year 2013  
 PERRIS

Date: 18-Sep-2014  
 Time: 18:10  
 Page: 34

*Income Category:*

	<b>Owner</b>	<b>Renter</b>	<b>Total</b>	<b>Person</b>
Extremely Low	0	0	0	0
Low Mod	1	0	1	0
Moderate	0	0	0	0
Non Low Moderate	0	0	0	0
Total	1	0	1	0
Percent Low/Mod	100.0%		100.0%	

**Annual Accomplishments**

<b>Years</b>	<b>Accomplishment Narrative</b>	<b># Benefitting</b>
2013	Homeowner was provided with a new single ply TPO rubber membrane roof system that included new plywood sheathing and new drip edge flashing where required for their mobile home.	



U.S. Department of Housing and Urban Development  
 Office of Community Planning and Development  
 Integrated Disbursement and Information System  
 CDBG Activity Summary Report (GPR) for Program Year 2013  
 PERRIS

Date: 18-Sep-2014  
 Time: 18:10  
 Page: 35

**PGM Year:** 2013  
**Project:** 0008 - SENIOR HOME REPAIR PROGRAM  
**IDIS Activity:** 48 - 1777 Sapphire Drive

**Status:** Completed 8/13/2014 12:00:00 AM  
**Location:** 1777 Sapphire Dr Perris, CA 92571-4731

**Objective:** Create suitable living environments  
**Outcome:** Affordability  
**Matrix Code:** Rehab; Single-Unit Residential (14A)      **National Objective:** LMH

**Initial Funding Date:** 04/03/2014

**Description:**  
 Provide minor home rehabilitation to qualified senior citizens homeowners.

**Financing**

Grant Year	Grant	Fund Type	Funded Amount	Drawn In Program Year	Drawn Thru Program Year
Pre-2015		EN	\$7,337.35	\$7,337.35	\$7,337.35
<b>Total</b>			<b>\$7,337.35</b>	<b>\$7,337.35</b>	<b>\$7,337.35</b>

**Proposed Accomplishments**

Housing Units : 1

**Actual Accomplishments**

*Number assisted:*

	<b>Owner</b>		<b>Renter</b>		<b>Total</b>		<b>Person</b>	
	Total	Hispanic	Total	Hispanic	Total	Hispanic	Total	Hispanic
White:	1	1	0	0	1	1	0	0
Black/African American:	0	0	0	0	0	0	0	0
Asian:	0	0	0	0	0	0	0	0
American Indian/Alaskan Native:	0	0	0	0	0	0	0	0
Native Hawaiian/Other Pacific Islander:	0	0	0	0	0	0	0	0
American Indian/Alaskan Native & White:	0	0	0	0	0	0	0	0
Asian White:	0	0	0	0	0	0	0	0
Black/African American & White:	0	0	0	0	0	0	0	0
American Indian/Alaskan Native & Black/African American:	0	0	0	0	0	0	0	0
Other multi-racial:	0	0	0	0	0	0	0	0
Asian/Pacific Islander:	0	0	0	0	0	0	0	0
Hispanic:	0	0	0	0	0	0	0	0
<b>Total:</b>	<b>1</b>	<b>1</b>	<b>0</b>	<b>0</b>	<b>1</b>	<b>1</b>	<b>0</b>	<b>0</b>
Female-headed Households:	1		0		1			



U.S. Department of Housing and Urban Development  
 Office of Community Planning and Development  
 Integrated Disbursement and Information System  
 CDBG Activity Summary Report (GPR) for Program Year 2013  
 PERRIS

Date: 18-Sep-2014  
 Time: 18:10  
 Page: 36

*Income Category:*

	<b>Owner</b>	<b>Renter</b>	<b>Total</b>	<b>Person</b>
Extremely Low	0	0	0	0
Low Mod	1	0	1	0
Moderate	0	0	0	0
Non Low Moderate	0	0	0	0
Total	1	0	1	0
Percent Low/Mod	100.0%		100.0%	

**Annual Accomplishments**

<b>Years</b>	<b>Accomplishment Narrative</b>	<b># Benefitting</b>
2013	Homeowner was provided rehab assistance in the form of a grant for the following: Furnace and condenser change out, construction of a 22' wheelchair ramp with handrails at the front of the mobile home, widening of existing side door stairs to accommodate full swing door opening, installation of new carpet and aluminum trim on stairs.	



U.S. Department of Housing and Urban Development  
 Office of Community Planning and Development  
 Integrated Disbursement and Information System  
 CDBG Activity Summary Report (GPR) for Program Year 2013  
 PERRIS

Date: 18-Sep-2014  
 Time: 18:10  
 Page: 37

**PGM Year:** 2013  
**Project:** 0008 - SENIOR HOME REPAIR PROGRAM  
**IDIS Activity:** 49 - 2063 Sunny Sands

**Status:** Completed 8/13/2014 12:00:00 AM  
**Location:** 2063 Sunnysands Dr Perris, CA 92570-6107

**Objective:** Create suitable living environments  
**Outcome:** Affordability  
**Matrix Code:** Rehab; Single-Unit Residential (14A)      **National Objective:** LMH

**Initial Funding Date:** 05/06/2014

**Description:**  
 Minor residential rehabilitation assistance for Senior Citizen homeowners.

**Financing**

Grant Year	Grant	Fund Type	Funded Amount	Drawn In Program Year	Drawn Thru Program Year
Pre-2015		EN	\$7,309.21	\$7,309.21	\$7,309.21
<b>Total</b>			<b>\$7,309.21</b>	<b>\$7,309.21</b>	<b>\$7,309.21</b>

**Proposed Accomplishments**

Housing Units : 1

**Actual Accomplishments**

*Number assisted:*

	<b>Owner</b>		<b>Renter</b>		<b>Total</b>		<b>Person</b>	
	Total	Hispanic	Total	Hispanic	Total	Hispanic	Total	Hispanic
White:	0	0	0	0	0	0		0
Black/African American:	1	0	0	0	1	0	0	0
Asian:	0	0	0	0	0	0	0	0
American Indian/Alaskan Native:	0	0	0	0	0	0	0	0
Native Hawaiian/Other Pacific Islander:	0	0	0	0	0	0	0	0
American Indian/Alaskan Native & White:	0	0	0	0	0	0	0	0
Asian White:	0	0	0	0	0	0	0	0
Black/African American & White:	0	0	0	0	0	0	0	0
American Indian/Alaskan Native & Black/African American:	0	0	0	0	0	0	0	0
Other multi-racial:	0	0	0	0	0	0	0	0
Asian/Pacific Islander:	0	0	0	0	0	0	0	0
Hispanic:	0	0	0	0	0	0	0	0
<b>Total:</b>	<b>1</b>	<b>0</b>	<b>0</b>	<b>0</b>	<b>1</b>	<b>0</b>	<b>0</b>	<b>0</b>
Female-headed Households:	0		0		0			



U.S. Department of Housing and Urban Development  
 Office of Community Planning and Development  
 Integrated Disbursement and Information System  
 CDBG Activity Summary Report (GPR) for Program Year 2013  
 PERRIS

Date: 18-Sep-2014  
 Time: 18:10  
 Page: 38

*Income Category:*

	<b>Owner</b>	<b>Renter</b>	<b>Total</b>	<b>Person</b>
Extremely Low	0	0	0	0
Low Mod	1	0	1	0
Moderate	0	0	0	0
Non Low Moderate	0	0	0	0
Total	1	0	1	0
Percent Low/Mod	100.0%		100.0%	

**Annual Accomplishments**

<b>Years</b>	<b>Accomplishment Narrative</b>	<b># Benefitting</b>
2013	Rehabilitation assistance included stucco work, exterior painting, three (3) new battery powered smoke detectors and one(1) battery powered carbon monoxide detector, and removal of exposed wiring.	



U.S. Department of Housing and Urban Development  
 Office of Community Planning and Development  
 Integrated Disbursement and Information System  
 CDBG Activity Summary Report (GPR) for Program Year 2013  
 PERRIS

Date: 18-Sep-2014  
 Time: 18:10  
 Page: 39

**PGM Year:** 2013  
**Project:** 0008 - SENIOR HOME REPAIR PROGRAM  
**IDIS Activity:** 50 - 453 Cherry Vista

**Status:** Completed 5/7/2014 12:00:00 AM  
**Location:** 453 Cherry Vista Dr Perris, CA 92571-3977

**Objective:** Create suitable living environments  
**Outcome:** Affordability  
**Matrix Code:** Rehab; Single-Unit Residential (14A)      **National Objective:** LMH

**Initial Funding Date:** 05/06/2014

**Description:**  
 Minor residential rehabilitation for Senior Citizen homeowners.

**Financing**

Grant Year	Grant	Fund Type	Funded Amount	Drawn In Program Year	Drawn Thru Program Year
Pre-2015		EN	\$7,309.21	\$7,309.21	\$7,309.21
<b>Total</b>			<b>\$7,309.21</b>	<b>\$7,309.21</b>	<b>\$7,309.21</b>

**Proposed Accomplishments**

Housing Units : 1

**Actual Accomplishments**

<i>Number assisted:</i>	<b>Owner</b>		<b>Renter</b>		<b>Total</b>		<b>Person</b>	
	Total	Hispanic	Total	Hispanic	Total	Hispanic	Total	Hispanic
White:	1	0	0	0	1	0	0	0
Black/African American:	0	0	0	0	0	0	0	0
Asian:	0	0	0	0	0	0	0	0
American Indian/Alaskan Native:	0	0	0	0	0	0	0	0
Native Hawaiian/Other Pacific Islander:	0	0	0	0	0	0	0	0
American Indian/Alaskan Native & White:	0	0	0	0	0	0	0	0
Asian White:	0	0	0	0	0	0	0	0
Black/African American & White:	0	0	0	0	0	0	0	0
American Indian/Alaskan Native & Black/African American:	0	0	0	0	0	0	0	0
Other multi-racial:	0	0	0	0	0	0	0	0
Asian/Pacific Islander:	0	0	0	0	0	0	0	0
Hispanic:	0	0	0	0	0	0	0	0
<b>Total:</b>	<b>1</b>	<b>0</b>	<b>0</b>	<b>0</b>	<b>1</b>	<b>0</b>	<b>0</b>	<b>0</b>
Female-headed Households:	0		0		0			



U.S. Department of Housing and Urban Development  
 Office of Community Planning and Development  
 Integrated Disbursement and Information System  
 CDBG Activity Summary Report (GPR) for Program Year 2013  
 PERRIS

Date: 18-Sep-2014  
 Time: 18:10  
 Page: 40

*Income Category:*

	<b>Owner</b>	<b>Renter</b>	<b>Total</b>	<b>Person</b>
Extremely Low	0	0	0	0
Low Mod	1	0	1	0
Moderate	0	0	0	0
Non Low Moderate	0	0	0	0
Total	1	0	1	0
Percent Low/Mod	100.0%		100.0%	

**Annual Accomplishments**

<b>Years</b>	<b>Accomplishment Narrative</b>	<b># Benefitting</b>
2013	Rehabilitation assistance included replacement of HVAC split system with new energy efficient unit, three (3) new battery powered smoke detectors and one (1) battery powered carbon monoxide detector, new side entry gate door, and replacement of five (5) broken roof tiles.	





U.S. Department of Housing and Urban Development  
 Office of Community Planning and Development  
 Integrated Disbursement and Information System  
 CDBG Activity Summary Report (GPR) for Program Year 2013  
 PERRIS

Date: 18-Sep-2014  
 Time: 18:10  
 Page: 41

**PGM Year:** 2013  
**Project:** 0008 - SENIOR HOME REPAIR PROGRAM  
**IDIS Activity:** 51 - 147 West 7th Street

**Status:** Open  
**Location:** 147 E 7th St Perris, CA 92570-2462

**Objective:** Create suitable living environments  
**Outcome:** Affordability  
**Matrix Code:** Rehab; Single-Unit Residential (14A)      **National Objective:** LMH

**Initial Funding Date:** 06/09/2014

**Description:**  
 Provide minor home repairs to qualified senior citizen homeowners.

**Financing**

Grant Year	Grant	Fund Type	Funded Amount	Drawn In Program Year	Drawn Thru Program Year
Pre-2015		EN	\$8,032.00	\$0.00	\$0.00
<b>Total</b>			<b>\$8,032.00</b>	<b>\$0.00</b>	<b>\$0.00</b>

**Proposed Accomplishments**

Housing Units : 1

**Actual Accomplishments**

*Number assisted:*

	<b>Owner</b>		<b>Renter</b>		<b>Total</b>		<b>Person</b>	
	Total	Hispanic	Total	Hispanic	Total	Hispanic	Total	Hispanic
White:	1	1	0	0	1	1	0	0
Black/African American:	0	0	0	0	0	0	0	0
Asian:	0	0	0	0	0	0	0	0
American Indian/Alaskan Native:	0	0	0	0	0	0	0	0
Native Hawaiian/Other Pacific Islander:	0	0	0	0	0	0	0	0
American Indian/Alaskan Native & White:	0	0	0	0	0	0	0	0
Asian White:	0	0	0	0	0	0	0	0
Black/African American & White:	0	0	0	0	0	0	0	0
American Indian/Alaskan Native & Black/African American:	0	0	0	0	0	0	0	0
Other multi-racial:	0	0	0	0	0	0	0	0
Asian/Pacific Islander:	0	0	0	0	0	0	0	0
Hispanic:	0	0	0	0	0	0	0	0
<b>Total:</b>	<b>1</b>	<b>1</b>	<b>0</b>	<b>0</b>	<b>1</b>	<b>1</b>	<b>0</b>	<b>0</b>
Female-headed Households:	0		0		0			



U.S. Department of Housing and Urban Development  
 Office of Community Planning and Development  
 Integrated Disbursement and Information System  
 CDBG Activity Summary Report (GPR) for Program Year 2013  
 PERRIS

Date: 18-Sep-2014  
 Time: 18:10  
 Page: 42

*Income Category:*

	<b>Owner</b>	<b>Renter</b>	<b>Total</b>	<b>Person</b>
Extremely Low	0	0	0	0
Low Mod	1	0	1	0
Moderate	0	0	0	0
Non Low Moderate	0	0	0	0
Total	1	0	1	0
Percent Low/Mod	100.0%		100.0%	

**Annual Accomplishments**

<b>Years</b>	<b>Accomplishment Narrative</b>	<b># Benefitting</b>
2013	Housing rehab work included new HVAC system and installation of 3 new battery powered smoke detectors and 1 battery powered carbon monoxide detector.	



U.S. Department of Housing and Urban Development  
Office of Community Planning and Development  
Integrated Disbursement and Information System  
CDBG Activity Summary Report (GPR) for Program Year 2013  
PERRIS

Date: 18-Sep-2014

Time: 18:10

Page: 43

---

<b>Total Funded Amount:</b>	<b>\$1,718,149.64</b>
<b>Total Drawn Thru Program Year:</b>	<b>\$1,279,846.25</b>
<b>Total Drawn In Program Year:</b>	<b>\$434,456.76</b>

**PAGE INTENTIONALLY LEFT BLANK**

**APPENDIX 4B: IDIS PR06**

OFFICE OF COMMUNITY PLANNING AND DEVELOPMENT

PR06 - Summary of Consolidated Plan Projects for Report  
Year

Plan IDIS Year Project	Project Title and Description	Program	Project Estimate	Committed Amount	Amount Drawn Thru Report Year	Amount Available to Draw	
2013 1	CDBG ADMINISTRATION	Provides funding for overall management and oversight of the CDBG Program.	CDBG	\$123,684.00	\$162,673.00	\$106,269.72	\$56,403.28
2	AQUATICS PROGRAM	Public service activity benefiting low-income persons.	CDBG	\$20,447.00	\$11,711.26	\$11,711.26	\$0.00
3	GRAFFITI ABATEMENT PROGRAM	Public Service activity to remove deteriorated or unsightly conditions while benefiting low-income persons.	CDBG	\$20,445.00	\$20,446.00	\$18,000.00	\$2,446.00
4	FAIR HOUSING SERVICES	The City with contract with a professional housing agency to address tenant-landlord issues and resolve fair housing disputes.	CDBG	\$27,000.00	\$27,000.00	\$26,841.32	\$158.68
5	YOUTH MENTORING PROGRAM	Public services activities focused on mentoring youth from low-income households in educational and leadership skills.	CDBG	\$24,870.00	\$24,870.00	\$24,175.00	\$695.00
6	CODE ENFORCEMENT	Inspect units for building code and safety violations to eliminate blighted conditions.	CDBG	\$158,973.00	\$158,973.00	\$69,130.40	\$89,842.60
7	PARK IMPROVEMENTS - METZ PARK	Public Facilities/Infrastructure improvements at a park in a CDBG-eligible area.	CDBG	\$170,000.00	\$170,000.00	\$82,546.45	\$87,453.55
8	SENIOR HOME REPAIR PROGRAM	To provide grants to income-eligible homeowners for home repairs to correct building code violations and promote safe housing practices.	CDBG	\$292,723.48	\$66,643.29	\$58,611.29	\$8,032.00

## OFFICE OF COMMUNITY PLANNING AND DEVELOPMENT

PR06 - Summary of Consolidated Plan Projects for Report  
Year

Plan IDIS Year Project	Project Title and Description		Program	Amount Drawn in Report Year
2013 1	CDBG ADMINISTRATION	Provides funding for overall management and oversight of the CDBG Program.	CDBG	\$106,269.72
2	AQUATICS PROGRAM	Public service activity benefiting low-income persons.	CDBG	\$11,711.26
3	GRAFFITI ABATEMENT PROGRAM	Public Service activity to remove deteriorated or unsightly conditions while benefiting low-income persons.	CDBG	\$18,000.00
4	FAIR HOUSING SERVICES	The City with contract with a professional housing agency to address tenant-landlord issues and resolve fair housing disputes.	CDBG	\$26,841.32
5	YOUTH MENTORING PROGRAM	Public services activities focused on mentoring youth from low-income households in educational and leadership skills.	CDBG	\$24,175.00
6	CODE ENFORCEMENT	Inspect units for building code and safety violations to eliminate blighted conditions.	CDBG	\$69,130.40
7	PARK IMPROVEMENTS - METZ PARK	Public Facilities/Infrastructure improvements at a park in a CDBG-eligible area.	CDBG	\$82,546.45
8	SENIOR HOME REPAIR PROGRAM	To provide grants to income-eligible homeowners for home repairs to correct building code violations and promote safe housing practices.	CDBG	\$58,611.29

**PAGE INTENTIONALLY LEFT BLANK**



**APPENDIX 4C: IDIS PR23**



U.S. Department of Housing and Urban Development  
 Office of Community Planning and Development  
 Integrated Disbursement and Information System  
 CDBG Summary of Accomplishments  
 Program Year: 2013

DATE: 09-18-14  
 TIME: 18:20  
 PAGE: 1

PERRIS

Count of CDBG Activities with Disbursements by Activity Group & Matrix Code

Activity Group	Activity Category	Underway Count	Underway Activities Disbursed	Completed Count	Completed Activities Disbursed	Program Year Count	Total Activities Disbursed
Housing	Rehab; Single-Unit Residential (14A)	1	\$0.00	9	\$58,611.29	10	\$58,611.29
	Code Enforcement (15)	1	\$69,130.40	1	\$3,940.28	2	\$73,070.68
	<b>Total Housing</b>	<b>2</b>	<b>\$69,130.40</b>	<b>10</b>	<b>\$62,551.57</b>	<b>12</b>	<b>\$131,681.97</b>
Public Facilities and Improvements	Public Facilities and Improvement (General) (03)	0	\$0.00	1	\$0.00	1	\$0.00
	Parks, Recreational Facilities (03F)	1	\$82,546.45	1	\$0.00	2	\$82,546.45
	Street Improvements (03K)	1	\$26,163.94	0	\$0.00	1	\$26,163.94
	<b>Total Public Facilities and Improvements</b>	<b>2</b>	<b>\$108,710.39</b>	<b>2</b>	<b>\$0.00</b>	<b>4</b>	<b>\$108,710.39</b>
Public Services	Public Services (General) (05)	2	\$42,175.00	3	\$11,711.26	5	\$53,886.26
	Senior Services (05A)	0	\$0.00	1	\$0.00	1	\$0.00
	Fair Housing Activities (if CDGS, then subject to 15% cap) (05J)	1	\$26,841.32	1	\$6,339.97	2	\$33,181.29
	<b>Total Public Services</b>	<b>3</b>	<b>\$69,016.32</b>	<b>5</b>	<b>\$18,051.23</b>	<b>8</b>	<b>\$87,067.55</b>
General Administration and Planning	General Program Administration (21A)	1	\$106,269.72	1	\$727.13	2	\$106,996.85
	<b>Total General Administration and Planning</b>	<b>1</b>	<b>\$106,269.72</b>	<b>1</b>	<b>\$727.13</b>	<b>2</b>	<b>\$106,996.85</b>
<b>Grand Total</b>		<b>8</b>	<b>\$353,126.83</b>	<b>18</b>	<b>\$81,329.93</b>	<b>26</b>	<b>\$434,456.76</b>



U.S. Department of Housing and Urban Development  
 Office of Community Planning and Development  
 Integrated Disbursement and Information System  
 CDBG Summary of Accomplishments  
 Program Year: 2013

DATE: 09-18-14  
 TIME: 18:20  
 PAGE: 2

PERRIS

CDBG Sum of Actual Accomplishments by Activity Group and Accomplishment Type

Activity Group	Matrix Code	Accomplishment Type	Open Count	Completed Count	Program Year Totals
Housing	Rehab; Single-Unit Residential (14A)	Housing Units	1	8	9
	Code Enforcement (15)	Housing Units	5,945	26,164	32,109
	Total Housing		5,946	26,172	32,118
Public Facilities and Improvements	Public Facilities and Improvement (General) (03)	Persons	0	1	1
	Parks, Recreational Facilities (03F)	Public Facilities	35,974	71,948	107,922
	Street Improvements (03K)	Persons	11,511	0	11,511
	Total Public Facilities and Improvements		47,485	71,949	119,434
Public Services	Public Services (General) (05)	Persons	71,948	107,922	179,870
	Senior Services (05A)	Persons	0	116	116
	Fair Housing Activities (if CDGS, then subject to 15% cap) (05J)	Persons	687	716	1,403
	Total Public Services		72,635	108,754	181,389
Grand Total			126,066	206,875	332,941



PERRIS

CDBG Beneficiaries by Racial / Ethnic Category

Housing-Non Housing	Race	Total Persons	Total Hispanic		Total Hispanic Households
			Persons	Total Households	
Housing	White	0	0	6	5
	Black/African American	0	0	2	0
	Other multi-racial	0	0	1	1
	<b>Total Housing</b>	<b>0</b>	<b>0</b>	<b>9</b>	<b>6</b>
Non Housing	White	371	5	0	0
	Black/African American	703	4	0	0
	Asian	17	0	0	0
	American Indian/Alaskan Native	4	0	0	0
	Native Hawaiian/Other Pacific Islander	1	0	0	0
	Asian & White	4	0	0	0
	Black/African American & White	14	0	0	0
	Other multi-racial	406	5	0	0
	<b>Total Non Housing</b>	<b>1,520</b>	<b>14</b>	<b>0</b>	<b>0</b>
	Grand Total	White	371	5	6
Black/African American		703	4	2	0
Asian		17	0	0	0
American Indian/Alaskan Native		4	0	0	0
Native Hawaiian/Other Pacific Islander		1	0	0	0
Asian & White		4	0	0	0
Black/African American & White		14	0	0	0
Other multi-racial		406	5	1	1
<b>Total Grand Total</b>		<b>1,520</b>	<b>14</b>	<b>9</b>	<b>6</b>



PERRIS

CDBG Beneficiaries by Income Category

	Income Levels	Owner Occupied	Renter Occupied	Persons
Housing	Extremely Low (<=30%)	2	0	0
	Low (>30% and <=50%)	7	0	0
	Mod (>50% and <=80%)	0	0	0
	Total Low-Mod	9	0	0
	Non Low-Mod (>80%)	0	0	0
	Total Beneficiaries	9	0	0
Non Housing	Extremely Low (<=30%)	0	0	340
	Low (>30% and <=50%)	0	0	228
	Mod (>50% and <=80%)	0	0	72
	Total Low-Mod	0	0	640
	Non Low-Mod (>80%)	0	0	47
	Total Beneficiaries	0	0	687

**PAGE INTENTIONALLY LEFT BLANK**

**APPENDIX 4D: IDIS PR26**



Office of Community Planning and Development  
 U.S. Department of Housing and Urban Development  
 Integrated Disbursement and Information System  
 PR26 - CDBG Financial Summary Report  
 Program Year 2013  
 PERRIS , CA

DATE: 09-18-14  
 TIME: 18:26  
 PAGE: 1

PART I: SUMMARY OF CDBG RESOURCES

01 UNEXPENDED CDBG FUNDS AT END OF PREVIOUS PROGRAM YEAR	0.00
02 ENTITLEMENT GRANT	813,368.00
03 SURPLUS URBAN RENEWAL	0.00
04 SECTION 108 GUARANTEED LOAN FUNDS	0.00
05 CURRENT YEAR PROGRAM INCOME	0.00
05a CURRENT YEAR SECTION 108 PROGRAM INCOME (FOR SI TYPE)	0.00
06 RETURNS	0.00
07 ADJUSTMENT TO COMPUTE TOTAL AVAILABLE	0.00
08 TOTAL AVAILABLE (SUM, LINES 01-07)	813,368.00

PART II: SUMMARY OF CDBG EXPENDITURES

09 DISBURSEMENTS OTHER THAN SECTION 108 REPAYMENTS AND PLANNING/ADMINISTRATION	327,459.91
10 ADJUSTMENT TO COMPUTE TOTAL AMOUNT SUBJECT TO LOW/MOD BENEFIT	(21,624.12)
11 AMOUNT SUBJECT TO LOW/MOD BENEFIT (LINE 09 + LINE 10)	305,835.79
12 DISBURSED IN IDIS FOR PLANNING/ADMINISTRATION	106,996.85
13 DISBURSED IN IDIS FOR SECTION 108 REPAYMENTS	0.00
14 ADJUSTMENT TO COMPUTE TOTAL EXPENDITURES	46,105.45
15 TOTAL EXPENDITURES (SUM, LINES 11-14)	458,938.09
16 UNEXPENDED BALANCE (LINE 08 - LINE 15)	354,429.91

PART III: LOWMOD BENEFIT THIS REPORTING PERIOD

17 EXPENDED FOR LOW/MOD HOUSING IN SPECIAL AREAS	0.00
18 EXPENDED FOR LOW/MOD MULTI-UNIT HOUSING	0.00
19 DISBURSED FOR OTHER LOW/MOD ACTIVITIES	327,459.91
20 ADJUSTMENT TO COMPUTE TOTAL LOW/MOD CREDIT	(21,624.12)
21 TOTAL LOW/MOD CREDIT (SUM, LINES 17-20)	305,835.79
22 PERCENT LOW/MOD CREDIT (LINE 21/LINE 11)	100.00%

LOW/MOD BENEFIT FOR MULTI-YEAR CERTIFICATIONS

23 PROGRAM YEARS(PY) COVERED IN CERTIFICATION	PY: PY: PY:
24 CUMULATIVE NET EXPENDITURES SUBJECT TO LOW/MOD BENEFIT CALCULATION	0.00
25 CUMULATIVE EXPENDITURES BENEFITING LOW/MOD PERSONS	0.00
26 PERCENT BENEFIT TO LOW/MOD PERSONS (LINE 25/LINE 24)	0.00%

PART IV: PUBLIC SERVICE (PS) CAP CALCULATIONS

27 DISBURSED IN IDIS FOR PUBLIC SERVICES	87,067.55
28 PS UNLIQUIDATED OBLIGATIONS AT END OF CURRENT PROGRAM YEAR	0.00
29 PS UNLIQUIDATED OBLIGATIONS AT END OF PREVIOUS PROGRAM YEAR	0.00
30 ADJUSTMENT TO COMPUTE TOTAL PS OBLIGATIONS	(5,306.29)
31 TOTAL PS OBLIGATIONS (LINE 27 + LINE 28 - LINE 29 + LINE 30)	81,761.26
32 ENTITLEMENT GRANT	813,368.00
33 PRIOR YEAR PROGRAM INCOME	0.00
34 ADJUSTMENT TO COMPUTE TOTAL SUBJECT TO PS CAP	0.00
35 TOTAL SUBJECT TO PS CAP (SUM, LINES 32-34)	813,368.00
36 PERCENT FUNDS OBLIGATED FOR PS ACTIVITIES (LINE 31/LINE 35)	10.05%

PART V: PLANNING AND ADMINISTRATION (PA) CAP

37 DISBURSED IN IDIS FOR PLANNING/ADMINISTRATION	106,996.85
38 PA UNLIQUIDATED OBLIGATIONS AT END OF CURRENT PROGRAM YEAR	0.00
39 PA UNLIQUIDATED OBLIGATIONS AT END OF PREVIOUS PROGRAM YEAR	0.00
40 ADJUSTMENT TO COMPUTE TOTAL PA OBLIGATIONS	46,105.45
41 TOTAL PA OBLIGATIONS (LINE 37 + LINE 38 - LINE 39 +LINE 40)	153,102.30
42 ENTITLEMENT GRANT	813,368.00
43 CURRENT YEAR PROGRAM INCOME	0.00
44 ADJUSTMENT TO COMPUTE TOTAL SUBJECT TO PA CAP	0.00
45 TOTAL SUBJECT TO PA CAP (SUM, LINES 42-44)	813,368.00
46 PERCENT FUNDS OBLIGATED FOR PA ACTIVITIES (LINE 41/LINE 45)	18.82%





Office of Community Planning and Development  
 U.S. Department of Housing and Urban Development  
 Integrated Disbursement and Information System  
 PR26 - CDBG Financial Summary Report  
 Program Year 2013  
 PERRIS , CA

DATE: 09-18-14  
 TIME: 18:26  
 PAGE: 2

LINE 17 DETAIL: ACTIVITIES TO CONSIDER IN DETERMINING THE AMOUNT TO ENTER ON LINE 17

Report returned no data.

LINE 18 DETAIL: ACTIVITIES TO CONSIDER IN DETERMINING THE AMOUNT TO ENTER ON LINE 18

Report returned no data.

LINE 19 DETAIL: ACTIVITIES INCLUDED IN THE COMPUTATION OF LINE 19

Plan Year	IDIS Project	IDIS Activity	Voucher Number	Activity Name	Matrix Code	National Objective	Drawn Amount
2010	6	18	5597798	"D" Street Public Area Enhancements	03K	LMA	\$26,163.94
2012	5	34	5597798	Code Enforcement	15	LMA	\$3,940.28
2012	6	30	5597798	Fair Housing: Tenant/Landlord Services	05J	LMC	\$6,339.97
2013	2	36	5632560	Aquatics	05	LMA	\$11,711.26
2013	3	37	5632560	Graffiti Abatement Program	05	LMA	\$9,000.00
2013	3	37	5655677	Graffiti Abatement Program	05	LMA	\$4,500.00
2013	3	37	5686266	Graffiti Abatement Program	05	LMA	\$4,500.00
2013	4	38	5632560	Fair Housing Services	05J	LMC	\$10,314.53
2013	4	38	5655677	Fair Housing Services	05J	LMC	\$4,596.06
2013	4	38	5672723	Fair Housing Services	05J	LMC	\$5,495.56
2013	4	38	5686266	Fair Housing Services	05J	LMC	\$2,041.62
2013	4	38	5703876	Fair Housing Services	05J	LMC	\$4,393.55
2013	5	40	5632560	Youth Mentoring Program	05	LMA	\$15,175.00
2013	5	40	5672723	Youth Mentoring Program	05	LMA	\$9,000.00
2013	6	39	5655677	Code Enforcement	15	LMA	\$22,407.56
2013	6	39	5672723	Code Enforcement	15	LMA	\$5,505.39
2013	6	39	5686266	Code Enforcement	15	LMA	\$16,462.97
2013	6	39	5703876	Code Enforcement	15	LMA	\$24,754.48
2013	7	42	5632560	Park Improvements- Metz Park	03F	LMA	\$360.00
2013	7	42	5655677	Park Improvements- Metz Park	03F	LMA	\$3,600.00
2013	7	42	5674216	Park Improvements- Metz Park	03F	LMA	\$6,446.45
2013	7	42	5686266	Park Improvements- Metz Park	03F	LMA	\$70,700.00
2013	7	42	5703876	Park Improvements- Metz Park	03F	LMA	\$1,440.00
2013	8	43	5660544	733 Mariner Drive	14A	LMH	\$7,326.94
2013	8	44	5660544	2528 Spectacular Bid Street	14A	LMH	\$7,326.94
2013	8	45	5660544	1301 Mount Diablo	14A	LMH	\$7,326.94
2013	8	46	5672723	2477 Cannonade Court	14A	LMH	\$7,337.35
2013	8	47	5674473	3157 Lakeview Drive	14A	LMH	\$7,337.35
2013	8	48	5674473	1777 Sapphire Drive	14A	LMH	\$7,337.35
2013	8	49	5686266	2063 Sunny Sands	14A	LMH	\$7,309.21
2013	8	50	5686266	453 Cherry Vista	14A	LMH	\$7,309.21
<b>Total</b>							<b>\$327,459.91</b>

LINE 27 DETAIL: ACTIVITIES INCLUDED IN THE COMPUTATION OF LINE 27

Plan Year	IDIS Project	IDIS Activity	Voucher Number	Activity Name	Matrix Code	National Objective	Drawn Amount
2012	6	30	5597798	Fair Housing: Tenant/Landlord Services	05J	LMC	\$6,339.97
2013	2	36	5632560	Aquatics	05	LMA	\$11,711.26
2013	3	37	5632560	Graffiti Abatement Program	05	LMA	\$9,000.00
2013	3	37	5655677	Graffiti Abatement Program	05	LMA	\$4,500.00
2013	3	37	5686266	Graffiti Abatement Program	05	LMA	\$4,500.00
2013	4	38	5632560	Fair Housing Services	05J	LMC	\$10,314.53
2013	4	38	5655677	Fair Housing Services	05J	LMC	\$4,596.06
2013	4	38	5672723	Fair Housing Services	05J	LMC	\$5,495.56
2013	4	38	5686266	Fair Housing Services	05J	LMC	\$2,041.62
2013	4	38	5703876	Fair Housing Services	05J	LMC	\$4,393.55



Office of Community Planning and Development  
 U.S. Department of Housing and Urban Development  
 Integrated Disbursement and Information System  
 PR26 - CDBG Financial Summary Report  
 Program Year 2013  
 PERRIS , CA

DATE: 09-18-14  
 TIME: 18:26  
 PAGE: 3

Plan Year	IDIS Project	IDIS Activity	Voucher Number	Activity Name	Matrix Code	National Objective	Drawn Amount
2013	5	40	5632560	Youth Mentoring Program	05	LMA	\$15,175.00
2013	5	40	5672723	Youth Mentoring Program	05	LMA	\$9,000.00
Total							\$87,067.55

LINE 37 DETAIL: ACTIVITIES INCLUDED IN THE COMPUTATION OF LINE 37

Plan Year	IDIS Project	IDIS Activity	Voucher Number	Activity Name	Matrix Code	National Objective	Drawn Amount
2012	1	29	5597798	CDBG Program Administration	21A		\$727.13
2013	1	35	5632560	CDBG Administration	21A		\$44,619.05
2013	1	35	5655677	CDBG Administration	21A		\$20,950.13
2013	1	35	5672723	CDBG Administration	21A		\$23,782.79
2013	1	35	5686266	CDBG Administration	21A		\$16,917.75
Total							\$106,996.85

**PAGE INTENTIONALLY LEFT BLANK**